SENTINEL HOLDING INSTITUT

SHI-PRODUKTPASS

Produkte finden - Gebäude zertifizieren

GEPRÜFT NACHHALTIGES PRODUKT
SHI PRODUKT PASS
SENTINEL HOLDING INSTITUT
www.sentinel-holding.eu/pruefkriterien

SHI-Produktpass-Nr.:

15138-10-1004

Busch-art linear®

Warengruppe: Schalterprogramme

BUSCH-JAEGER

ABB AG BUSCH-JAEGER
Freisenbergstrasse 2
58513 Lüdenscheid

Produktqualitäten:

QNG Qualitätssiegel Nachhaltiges Gebäude ✓	DGNB NEUBAU 2023.2 ✓	DGNB NEUBAU 2023 ✓	DGNB NEUBAU 2018 ✓
BNB-BN NEUBAU V2015 ✓	EU-TAXONOMIE ✓	BREEAM DE NEUBAU 2018 ✓	LEED v4.1 (outside US) ✓

EVIDANA

Köttner

Helmut Köttner
Wissenschaftlicher Leiter
EVIDANA GmbH
Freiburg, den 25.09.2026

Inhalt

QNG - Qualitätssiegel Nachhaltiges Gebäude	1
DGNB Neubau 2023.2	2
DGNB Neubau 2023	3
DGNB Neubau 2018	4
BNB-BN Neubau V2015	5
EU-Taxonomie	6
BREEAM DE Neubau 2018	7
LEED v4.1	8
Produktsiegel	9
Rechtliche Hinweise	10
Technisches Datenblatt/Anhänge	11

Die in der SHI-Datenbank hinterlegten Bauproduktinformationen und Nachweise werden durch das SHI kontinuierlich geprüft und aktualisiert.

Die Prozesse werden regelmäßig durch das unabhängige Prüfunternehmen SGS TÜV Saar überprüft.

Unabhängige Prüfung durch EVIDANA
Die EVIDANA GmbH ist die unabhängige Prüfstelle für die im SHI-Produktpass ausgewiesenen Produktbewertungen. Sie prüft die vorliegenden Herstellerunterlagen und Nachweise anhand der jeweils festgelegten Kriterien und berücksichtigt – sofern erforderlich – ergänzende Laborprüfungen. Auf Grundlage des Prüfergebnisses entscheidet das Sentinel Holding Institut über die Vergabe der entsprechenden SHI-Siegel und die Darstellung der Bewertung im SHI-Produktpass.

SENTINEL HOLDING
INSTITUT

Produkt:
Busch-art linear®

SHI Produktpass-Nr.:
15138-10-1004

BUSCH-JAEGER

QNG - Qualitätssiegel Nachhaltiges Gebäude

Das Qualitätssiegel Nachhaltiges Gebäude, entwickelt durch das Bundesministerium für Wohnen, Stadtentwicklung und Bauwesen (BMWSB), legt Anforderungen an die ökologische, soziokulturelle und ökonomische Qualität von Gebäuden fest. Das Sentinel Holding Institut prüft Bauprodukte gemäß den QNG-Anforderungen für eine Zertifizierung und vergibt das QNG-ready Siegel. Das Einhalten des QNG-Standards ist Voraussetzung für den KfW-Förderkredit. Für bestimmte Produktgruppen hat das QNG derzeit keine spezifischen Anforderungen definiert. Diese Produkte sind als nicht bewertungsrelevant eingestuft, können jedoch in QNG-Projekten genutzt werden. Die unabhängige Prüfstelle EVIDANA GmbH bewertet anhand der vorliegenden Nachweise, ob die für das jeweilige Produkt betrachteten produktbezogenen Anforderungen erfüllt sind.

Kriterium	Pos. / Bauproduktgruppe	Betrachtete Stoffe	QNG Freigabe
3.1.3 Schadstoffvermeidung in Baumaterialien			QNG-ready nicht bewertungsrelevant

SENTINEL HOLDING
INSTITUT

Produkt:
Busch-art linear®

SHI Produktpass-Nr.:
15138-10-1004

BUSCH-JAEGER

DGNB Neubau 2023.2

Das DGNB-System (Deutsche Gesellschaft für Nachhaltiges Bauen) bewertet die Nachhaltigkeit von Gebäuden verschiedener Art. Das System ist sowohl anwendbar für private und gewerbliche Großprojekte als auch für kleinere Wohngebäude. Die Version 2023.2 setzt hohe Standards für ökologische, ökonomische, soziokulturelle und funktionale Aspekte während des gesamten Lebenszyklus eines Gebäudes. Die unabhängige Prüfstelle EVIDANA GmbH bewertet anhand der vorliegenden Nachweise, ob die für das jeweilige Produkt betrachteten produktbezogenen Anforderungen erfüllt sind.

Kriterium	Pos. / Relevante Bauteile / Bau-Materialien / Flächen	Betrachtete Stoffe / Aspekte	Qualitätsstufe
ENV 1.2 Risiken für die lokale Umwelt			nicht bewertungsrelevant

SENTINEL HOLDING
INSTITUT

Produkt:
Busch-art linear®

SHI Produktpass-Nr.:
15138-10-1004

BUSCH-JAEGER

DGNB Neubau 2023

Das DGNB-System (Deutsche Gesellschaft für Nachhaltiges Bauen) bewertet die Nachhaltigkeit von Gebäuden verschiedener Art. Das System ist sowohl anwendbar für private und gewerbliche Großprojekte als auch für kleinere Wohngebäude. Die Version 2023 setzt hohe Standards für ökologische, ökonomische, soziokulturelle und funktionale Aspekte während des gesamten Lebenszyklus eines Gebäudes. Die unabhängige Prüfstelle EVIDANA GmbH bewertet anhand der vorliegenden Nachweise, ob die für das jeweilige Produkt betrachteten produktbezogenen Anforderungen erfüllt sind.

Kriterium	Bewertung
TEC 1.4 Einsatz und Integration von Gebäudetechnik (*)	Kann Gesamtbewertung positiv beeinflussen

Kriterium	Pos. / Relevante Bauteile / Bau-Materialien / Flächen	Betrachtete Stoffe / Aspekte	Qualitätsstufe
ENV 1.2 Risiken für die lokale Umwelt, 03.05.2024 (3. Auflage)			nicht bewertungsrelevant

Kriterium	Pos. / Relevante Bauteile / Bau-Materialien / Flächen	Betrachtete Stoffe / Aspekte	Qualitätsstufe
ENV 1.2 Risiken für die lokale Umwelt, 29.05.2025 (4. Auflage)	nicht zutreffend		nicht bewertungsrelevant

SENTINEL HOLDING
INSTITUT

Produkt:
Busch-art linear®

SHI Produktpass-Nr.:
15138-10-1004

BUSCH-JAEGER

DGNB Neubau 2018

Das DGNB-System (Deutsche Gesellschaft für Nachhaltiges Bauen) bewertet die Nachhaltigkeit von Gebäuden verschiedener Art. Das System ist sowohl anwendbar für private und gewerbliche Großprojekte als auch für kleinere Wohngebäude. Die unabhängige Prüfstelle EVIDANA GmbH bewertet anhand der vorliegenden Nachweise, ob die für das jeweilige Produkt betrachteten produktbezogenen Anforderungen erfüllt sind.

Kriterium	Pos. / Relevante Bauteile / Bau-Materialien / Flächen	Betrachtete Stoffe / Aspekte	Qualitätsstufe
ENV 1.2 Risiken für die lokale Umwelt	nicht zutreffend	nicht zutreffend	nicht bewertungsrelevant

SENTINEL HOLDING
INSTITUT

Produkt:
Busch-art linear®

SHI Produktpass-Nr.:
15138-10-1004

BUSCH-JAEGER

BNB-BN Neubau V2015

Das Bewertungssystem Nachhaltiges Bauen ist ein Instrument zur Bewertung von Büro- und Verwaltungsgebäuden, Unterrichtsgebäuden, Laborgebäuden sowie Außenanlagen in Deutschland. Das BNB wurde vom damaligen Bundesministerium für Umwelt, Naturschutz, Bau und Reaktorsicherheit (BMUB) entwickelt und unterliegt heute dem Bundesministerium für Wohnen, Stadtentwicklung und Bauwesen. Die unabhängige Prüfstelle EVIDANA GmbH bewertet anhand der vorliegenden Nachweise, ob die für das jeweilige Produkt betrachteten produktbezogenen Anforderungen erfüllt sind.

Kriterium	Pos. / Bauprodukttyp	Betrachtete Schadstoffgruppe	Qualitätsniveau
1.1.6 Risiken für die lokale Umwelt			nicht bewertungsrelevant

Produkt:
Busch-art linear®

SHI Produktpass-Nr.:
15138-10-1004

BUSCH-JAEGER

EU-Taxonomie

Die EU-Taxonomie ist ein Klassifikationssystem für ökologisch nachhaltige Wirtschaftstätigkeiten. Für bestimmte Bauaktivitäten enthalten die technischen Bewertungskriterien auch produktbezogene Anforderungen an eingesetzte Bauprodukte und -materialien, unter anderem hinsichtlich Formaldehyd und krebserregender flüchtiger organischer Verbindungen (VOC). Die unabhängige Prüfstelle EVIDANA GmbH bewertet anhand der vorliegenden Nachweise, ob die für das jeweilige Produkt betrachteten produktbezogenen Anforderungen erfüllt sind.

Kriterium	Produkttyp	Betrachtete Stoffe	Bewertung
DNSH - Vermeidung und Verminderung der Umweltverschmutzung			nicht bewertungsrelevant

SENTINEL HOLDING
INSTITUT

Produkt:
Busch-art linear®

SHI Produktpass-Nr.:
15138-10-1004

BUSCH-JAEGER

BREEAM DE Neubau 2018

BREEAM (Building Research Establishment Environmental Assessment Methodology) ist ein britisches Gebäudebewertungssystem, welches die Nachhaltigkeit von Neubauten, Sanierungsprojekten und Umbauten einstuft. Das Bewertungssystem wurde vom Building Research Establishment (BRE) entwickelt und zielt darauf ab, ökologische, ökonomische und soziale Auswirkungen von Gebäuden zu bewerten und zu verbessern. Die unabhängige Prüfstelle EVIDANA GmbH bewertet anhand der vorliegenden Nachweise, ob die für das jeweilige Produkt betrachteten produktbezogenen Anforderungen erfüllt sind.

Kriterium	Produktkategorie	Betrachtete Stoffe	Qualitätsstufe
Hea 02 Qualität der Innenraumluft			nicht bewertungsrelevant

SENTINEL HOLDING
INSTITUT

Produkt:
Busch-art linear®

SHI Produktpass-Nr.:
15138-10-1004

BUSCH-JAEGER

LEED v4.1

LEED (Leadership in Energy and Environmental Design) ist ein international anerkanntes Gebäudezertifizierungssystem des U.S. Green Building Council. Es zählt zu den weltweit am weitesten verbreiteten Nachhaltigkeitsstandards für Gebäude und wird insbesondere bei international ausgerichteten Projekten eingesetzt. LEED bewertet Gebäude ganzheitlich in Kategorien wie Energieeffizienz, Ressourcenschonung, Materialauswahl, Innenraumqualität und Standortqualität. Je nach erreichter Punktzahl werden die Zertifizierungsstufen LEED Certified, Silver, Gold oder Platinum vergeben. Die unabhängige Prüfstelle EVIDANA GmbH bewertet anhand der vorliegenden Nachweise, ob die für das jeweilige Produkt betrachteten produktbezogenen Anforderungen erfüllt sind.

Kriterium	Produktkategorie	Betrachtete Stoffe	Bewertung
EQ Credit: Low-Emitting Materials			nicht bewertungsrelevant

SENTINEL HOLDING
INSTITUT

Produkt:
Busch-art linear®

SHI Produktpass-Nr.:
15138-10-1004

BUSCH-JAEGER

Produktsiegel

In der Baubranche spielt die Auswahl qualitativ hochwertiger Materialien eine zentrale Rolle für die Gesundheit in Gebäuden und deren Nachhaltigkeit. Produktlabels und Zertifikate bieten Orientierung, um diesen Anforderungen gerecht zu werden. Allerdings besitzt jedes Zertifikat und Label eigene Prüfkriterien, die genau betrachtet werden sollten, um sicherzustellen, dass sie den spezifischen Bedürfnissen eines Bauvorhabens entsprechen.

Produkte mit dem QNG-ready Siegel des Sentinel Holding Instituts eignen sich für Projekte, für welche das Qualitätssiegel Nachhaltiges Gebäude (QNG) angestrebt wird. QNG-ready Produkte erfüllen die Anforderungen des QNG Anhangdokument 3.1.3 "Schadstoffvermeidung in Baumaterialien". Das KfW-Kreditprogramm Klimafreundlicher Neubau mit QNG kann eine höhere Fördersumme ermöglichen.

Das Zeichen C2C-Label zeichnet Produkte aus, deren Designkonzept „von der Wiege bis zur Wiege“ auf einem geschlossenen Rohstoffkreislauf beruht und nicht nur einfache Recycling- oder Entsorgungsmöglichkeiten anbietet. In den Stufen „Gold“ und „Platin“ werden auch Emissionskriterien berücksichtigt. Die Anforderung sind aber weniger streng, als für die direkte Freigabe im Sentinel-Portal nötig wäre.

Produkt:
Busch-art linear®

SHI Produktpass-Nr.:
15138-10-1004

BUSCH-JAEGER

Rechtliche Hinweise

(*) Die Kriterien dieses Steckbriefs beziehen sich auf das gesamte Bauobjekt. Die Bewertung erfolgt auf Gebäudeebene. Im Rahmen einer sachgemäßen Planung und fachgerechten Installation können einzelne Produkte zur Erfüllung der jeweils relevanten Anforderungen und damit zum Gesamtergebnis der Gebäudebewertung beitragen.

Die produktbezogene Bewertung erfolgt durch die unabhängige Prüfstelle EVIDANA GmbH auf Grundlage der vorliegenden Herstellerunterlagen, Nachweise und – sofern erforderlich – ergänzender Prüfungen.

Alle Kriterien finden Sie unter:
www.sentinel-holding.eu/pruefkriterien

Herausgeber

Sentinel Holding Institut GmbH
Bötzinger Str. 38
79111 Freiburg im Breisgau
Tel.: +49 761 590 481-70
info@sentinel-holding.eu
www.sentinel-holding.eu

Sehr geehrte Damen und Herren,

die REACH – Verordnung EG Nr.1907/2006 fordert die Registrierung, Bewertung, Zulassung und Beschränkung chemischer Stoffe (**R**egistration, **E**valuation, **A**uthorization of **Ch**emicals).

Diese Verordnung beruht auf dem Grundsatz, dass Hersteller, Importeure und nachgeschaltete Anwender sicherstellen müssen, dass sie Stoffe herstellen, in Verkehr bringen und verwenden, die menschliche Gesundheit oder die Umwelt nicht nachteilig beeinflussen. Zweck der Verordnung ist unter anderem, ein hohes Schutzniveau für die menschliche Gesundheit und für die Umwelt sicherzustellen, einschließlich der Förderung aller alternativen Beurteilungsmethoden für von Stoffen ausgehende Gefahren, sowie den freien Verkehr von Stoffen im Binnenmarkt zu gewährleisten. Die REACH – Verordnung liegt uns stets in der aktuell gültigen Fassung mit den entsprechenden Anhängen vor und jede Änderung wird auf ihre Relevanz geprüft. Die obige Verordnung liegt derzeit in der Berichtigung vom 05.02.2009 (ABl. L36/84) vor.

Die Busch-Jaeger Elektro GmbH liefert elektrotechnische Produkte, die keine Stoffe oder Zubereitungen im Sinne der Verordnung darstellen. Demnach ist die Erstellung von Sicherheitsdatenblättern für unsere Produkte nach dieser Verordnung nicht erforderlich. Als „nachgeschalteter Anwender“ im Sinne des Art.3 Abs.12 der Verordnung achten wir darauf, dass die bei uns eingesetzten Stoffe und Zubereitungen – soweit vom Anwendungsbereich umfasst – gemäß REACH-Verordnung registriert sind. Auch unsere Lieferanten sind nach vorgenannter Verordnung verpflichtet, uns hinsichtlich etwaiger Inhaltsstoffe, welche als meldepflichtig in der jeweiligen aktuellen Liste der möglicherweise gefährlichen Substanzen (SVHC – **S**ubstances of **V**ery **H**igh **C**oncern) aufgeführt sind, zu informieren. Sofern wir eine diesbezügliche Information von unseren Lieferanten erhalten und dadurch Kenntnis erlangen, dass damit auch in unseren Produkten die 0,1 Massenprozentschwelle für einen SVHC-Stoff überschritten wird, werden wir diese Erklärung aktualisieren. Zur Steigerung Ihres Schutzes als Kunde fordert die Busch-Jaeger Elektro GmbH proaktiv und aus eigenem Antrieb alle ihre Lieferanten in regelmäßigen Abständen auf, über den etwaigen Einsatz solcher Inhaltsstoffe Auskunft zu geben.

Diese Erklärung basiert auf der aktuellen Liste der für eine Zulassung in Frage kommenden besonders besorgniserregenden Stoffe (SVHC – **S**ubstances of **V**ery **H**igh **C**oncern), veröffentlicht gemäß Artikel 59 Absatz 10 der REACH-Verordnung auf der ECHA Website.

Informationen bezüglich der uns von unseren Lieferanten gemeldeten SVHC-Stoffe können dem Anhang dieses Schreibens entnommen werden. Zusätzlich können Sie aktuelle Informationen zum Themenfeld Material Compliance in der Lieferkette jederzeit auf dieser Seite erhalten: https://new.abb.com/about/supplying/material-compliance.

Der Einsatz dieser Stoffe in unseren Produkten entspricht den geltenden Bestimmungen. Bei bestimmungsgemäßem Gebrauch besteht keine Gefahr für Gesundheit oder Umwelt. Sicherheitshinweise sind daher nicht erforderlich.

Busch-Jaeger Elektro GmbH,
Lüdenscheid, 08.04.2024

i.V. Manfred Lange

Head of Product Compliance & Sustainability

Leiter Produkt Konformität und Nachhaltigkeit

i.V. Stephan Roentgen

Local Sustainability Officer

Lokaler Nachhaltigkeitsbeauftragter

SVHC: 1,2-dimethoxyethane; ethylene glycol dimethyl ether, CAS: 110-71-4

2CKA006200A0067	Windowcontact Handle
2CKA006200A0068	Windowcontact Magnet
2CKA006200A0070	Windowcontact Magnet
2CKA006200A0101	Windowcontact Handle
2CKA006200A0102	Windowcontact Magnet
2CKA006200A0104	WL-UNIVERSALMELDER
2CKA006200A0141	WL-FENSTERMELDER
2CKA006200A0069	WL-Fenstermelder
2CKA006200A0103	WL-Fenstermelder
2CKA006200A0142	WL-Fenstermelder
2CKA006700A0031	Busch-Watchdog 220° Wave
2CKA006700A0032	Busch-Watchdog 220° Wave
2CKA006700A0033	Busch-Watchdog 220° Wave
2CKA006700A0034	Busch-Watchdog 220° Wave
2CKA006700A0035	Busch-Watchdog 220° Wave
2CKA006700A0036	Busch-Watchdog 220° Wave
2CKA006700A0037	Busch-Watchdog 220° Wave
2CKA006700A0038	Busch-Watchdog 220° Wave

SVHC: Cobalt (II) diacetate, CAS: 71-48-7

2CKA006710A0025	BT relay pill
2CKA006710A0027	BT relay pill, x10

SVHC: Decamethylcyclopentasiloxane, CAS: 541-02-6

2CKA001710A3406	Intermediate Ring for Triton
2CKA001710A3409	Intermediate Ring for Triton
2CKA002018A0350	SCHUKO® STECKDOSEN-EINSATZ
2CKA002018A0351	SCHUKO® STECKDOSEN-EINSATZ
2CKA002018A0695	SCHUKO-STECKD. ALPHA BJ
2CKA002018A0992	Socket Outlet
2CKA002018A1040	Socket Outlet
2CKA002018A1446	Socket Outlet
2CKA002018A1465	Socket Outlet
2CKA002018A1466	Socket Outlet
2CKA002018A1467	Socket Outlet
2CKA002018A1486	Socket Outlet
2CKA002018A1488	Socket Outlet
2CKA002018A1499	SCHUKO® STECKDOSEN-EINSATZ
2CKA002018A1500	SCHUKO® STECKDOSEN-EINSATZ
2CKA002018A1509	Socket Outlet
2CKA002018A1517	SCHUKO®-STD EBS KL
2CKA002018A1518	SCHUKO®-STD EBS KL
2CKA002018A1520	SCHUKO®-STD EBS KL
2CKA002018A1526	SCHUKO®-STD EBS KD OS
2CKA002018A1527	SCHUKO®-STD EBS KD OS
2CKA002018A1529	SCHUKO®-STD EBS KD OS
2CKA002064A0286	SO AW 44, lid
2CKA002064A0287	SO AW 44, lid
2CKA002064A0288	SO AW 44, lid
2CKA002064A0289	SO AW 44, lid
2CKA002064A0290	SO AW 44, lid
2CKA002064A0291	SO AW 44, shutter, lid
2CKA002064A0292	SO AW 44, shutter, lid
2CKA002064A0293	SO AW 44, shutter, lid
2CKA002064A0294	SO AW 44, shutter, lid
2CKA002064A0295	SO AW 44, shutter, lid
2CKA002064A0297	SO AW 44, ZSV,shutter, lid
2CKA002064A0298	SO AW 44, shutter, LF,lid
2CKA002064A0299	SO AW 44, shutter, LF,lid
2CKA002064A0300	SO AW 44, shutter, LF,lid
2CKA002064A0301	SO AW 44, shutter, LF,lid
2CKA002064A0302	SO AW 44, shutter, LF,lid
2CKA002064A0306	SO AW 44, lid, w/ cl
2CKA002064A0307	SO AW 44, lid, w/ cl
2CKA002064A0309	STECKD. AW44 DECKEL
2CKA002064A0310	SO AW 44, lid
2CKA002064A0311	SO AW 44, SV, shutter, lid

SVHC: Diboron trioxide, CAS: 1303-86-2

2CKA006220A0007	Busch-free@home Panel 4.3"
2CKA006220A0008	Busch-free@home Panel 4.3"
2CKA006220A0119	ABB-FREE@HOMETOUCH 4.3"
2CKA006220A0120	ABB-FREE@HOMETOUCH 4.3"

SVHC: Dodecamethylcyclohexasiloxane, CAS: 540-97-6

2CKA001710A3406	Intermediate Ring for Triton

2CKA001710A3409	Intermediate Ring for Triton
2CKA002018A0350	SCHUKO® STECKDOSEN-EINSATZ
2CKA002018A0351	SCHUKO® STECKDOSEN-EINSATZ
2CKA002018A0695	SCHUKO-STECKD. ALPHA BJ
2CKA002018A0992	Socket Outlet
2CKA002018A1040	Socket Outlet
2CKA002018A1446	Socket Outlet
2CKA002018A1465	Socket Outlet
2CKA002018A1466	Socket Outlet
2CKA002018A1467	Socket Outlet
2CKA002018A1486	Socket Outlet
2CKA002018A1488	Socket Outlet
2CKA002018A1499	SCHUKO® STECKDOSEN-EINSATZ
2CKA002018A1500	SCHUKO® STECKDOSEN-EINSATZ
2CKA002018A1509	Socket Outlet
2CKA002018A1517	SCHUKO®-STD EBS KL
2CKA002018A1518	SCHUKO®-STD EBS KL
2CKA002018A1520	SCHUKO®-STD EBS KL
2CKA002018A1526	SCHUKO®-STD EBS KD OS
2CKA002018A1527	SCHUKO®-STD EBS KD OS
2CKA002018A1529	SCHUKO®-STD EBS KD OS
2CKA002064A0286	SO AW 44, lid
2CKA002064A0287	SO AW 44, lid
2CKA002064A0288	SO AW 44, lid
2CKA002064A0289	SO AW 44, lid
2CKA002064A0290	SO AW 44, lid
2CKA002064A0291	SO AW 44, shutter, lid
2CKA002064A0292	SO AW 44, shutter, lid
2CKA002064A0293	SO AW 44, shutter, lid
2CKA002064A0294	SO AW 44, shutter, lid
2CKA002064A0295	SO AW 44, shutter, lid
2CKA002064A0297	SO AW 44, ZSV,shutter, lid
2CKA002064A0298	SO AW 44, shutter, LF,lid
2CKA002064A0299	SO AW 44, shutter, LF,lid
2CKA002064A0300	SO AW 44, shutter, LF,lid
2CKA002064A0301	SO AW 44, shutter, LF,lid
2CKA002064A0302	SO AW 44, shutter, LF,lid
2CKA002064A0306	SO AW 44, lid, w/ cl
2CKA002064A0307	SO AW 44, lid, w/ cl
2CKA002064A0309	STECKD. AW44 DECKEL
2CKA002064A0310	SO AW 44, lid
2CKA002064A0311	SO AW 44, SV, shutter, lid

SVHC: Ethylenediamine [EDA], CAS: 107-15-3

2CKA001710A3748	Cover Plate, turning handle
2CKA001710A3757	Cover Plate Card Switch
2CKA001710A3758	Cover Plate
2CKA001710A3759	Cover Plate
2CKA001710A3771	Central disk/turning grasp
2CKA001710A3812	Cover Plate, turning handle
2CKA001751A2958	Rocker "Light"
2CKA001751A2959	Rocker "Bell"
2CKA001751A2960	Rocker "Door"
2CKA001751A2961	Rocker
2CKA001751A2963	Rocker"Heizung-Notschalter"
2CKA001751A2964	Rocker
2CKA001751A2996	Rocker
2CKA001751A3002	Rocker
2CKA001751A3162	rocker indicator plug
2CKA001751A3181	Rocker
2CKA001751A3191	Rocker
2CKA001751A3200	Rocker
2CKA001751A3216	Rocker DND/MUR
2CKA002013A5277	Socket Outlet
2CKA006599A2927	Dimmer Control Cover

SVHC: Lead, CAS: 7439-92-1

2CKA001012A1085	SERIENSCHALTER UP
2CKA001012A1135	SERIENSCHALTER UP M.GL
2CKA001012A1150	SERIENSCHALTER UP
2CKA001012A1309	JAL.-SCHALTER UP
2CKA001012A1606	WIPPSCH.-EINS.UP F.SERIEN
2CKA001012A2108	SERIENSCHALTER
2CKA001012A2140	JALOUSIESCHALTER 1-POLIG
2CKA001012A2141	SERIENSCHALTER
2CKA001012A2147	JALOUSIESCHALTER 1-POL.
2CKA001012A2148	SERIENSCHALTER
2CKA001012A2154	SERIENSCHALTER
2CKA001012A2157	SERIENSCHALTER
2CKA001012A2166	JALOUSIESCHALTER 1-POLIG
2CKA001012A2167	SERIENSCHALTER
2CKA001012A2176	JALOUSIESCHALTER 1-POL.
2CKA001012A2177	SERIENSCHALTER
2CKA001012A2187	SERIENSCHALTER
2CKA001012A2188	SERIENSCHALTER
2CKA001012A2197	JAL.-SCHALTER UP
2CKA001012A2237	SCHALTER UP SERIENKONTR.
2CKA001084A0797	Switch, SM
2CKA001084A0805	KREUZSCHALTER AP WDI
2CKA001084A0821	AUSSCHALTER AP 2POL. WDI

2CKA001084A0839	SERIENSCHALTER AP WDI
2CKA001084A0854	KONTR. WECHSELSCH. AP WDI
2CKA001085A1603	Switch, ocean
2CKA001085A1604	KREUZSCH. OC 10A 1P
2CKA001085A1605	AUSSCH. OC 10A 2P
2CKA001085A1606	SERIENSCH. OC 10A 1P
2CKA001085A1607	K-WECHSELSCH. OC 10A 1P
2CKA001085A1609	K-WECHSELSCH. OC H-NOTSCH.
2CKA001085A1610	AUSSCH. OC H-NOTSCH.
2CKA001085A1611	Switch, SM
2CKA001085A1612	Blind Switch, SM
2CKA001085A1613	Switch, SM
2CKA001085A1614	Rocker Sw. oc 10A 1P
2CKA001085A1615	KREUZSCH. OC 10A 1P
2CKA001085A1616	AUSSCH. OC 10A 2P
2CKA001085A1617	Rocker Sw. Series oc 10A 1P
2CKA001085A1618	K-WECHSELSCH. OC 10A 1P
2CKA001085A1619	K-WECHSELSCH. OC 10A 2P
2CKA001085A1620	Intermedaiate Switch, SM
2CKA001085A1621	SERIENSCHALTER
2CKA001085A1622	Switch, SM
2CKA001085A1623	AUSSCHALTER / KONTROLL
2CKA001085A1624	Switch, SM
2CKA001085A1625	JALOUSIESCHALTER
2CKA001085A1626	Switch, SM
2CKA001085A1627	AUSSCHALTER
2CKA001085A1628	Switch, SM
2CKA001085A1631	Switch, SM
2CKA001085A1632	WECHSELSCHALTER
2CKA001085A1633	Switch, SM
2CKA001085A1635	Switch, SM
2CKA001085A1637	Switch, ocean
2CKA001101A0916	Blind Switch Insert
2CKA001101A0917	Key Switch Insert
2CKA001101A0924	Blind Switch Insert
2CKA001101A0925	Key Switch Insert
2CKA001383A0141	Pull Switch, SM
2CKA001383A0142	Pull Switch oc 10A 1P
2CKA001383A0143	ZUGWECHSELSCHALTER
2CKA001413A0491	TASTER UP
2CKA001413A0509	TASTER UP
2CKA001413A0590	JALOUSIETASTER UP
2CKA001413A1082	JALOUSIETASTER 1-POLIG
2CKA001413A1085	JALOUSIETASTER 1-POL.
2CKA001413A1094	JALOUSIETASTER 1-POLIG
2CKA001413A1098	JALOUSIETASTER 1-POL.
2CKA001413A1103	JALOUSIETASTER UP

2CKA001413A1105	TASTER UP
2CKA001442A0469	Blind Switch , ocean
2CKA001442A0474	JALOUSIETASTER
2CKA001483A0171	Switch , SM
2CKA001484A0054	Push Switch, SM
2CKA001484A0370	Push Switch, ocean
2CKA001484A0371	Push Switch, ocean
2CKA001484A0373	Push Switch, ocean
2CKA001484A0374	D-TASTER, 2 SCHLIESSER OC
2CKA001484A0376	Retrac. Switch oc 10A 1P
2CKA001484A0377	Switch, SM
2CKA001484A0378	Switch, SM
2CKA001484A0379	DOPPELTASTER, 2 SCHLIEßER
2CKA001484A0380	Push Switch, SM
2CKA001484A0381	Push Switch, illuminated
2CKA001484A0382	Push Switch, ocean
2CKA001511A0115	LICHTSIGNAL EINSATZ
2CKA001582A0305	L-SIGNAL OC O. HAUBE
2CKA001582A0328	LICHTSIGNAL
2CKA001684A0316	Comb.Switch/Socket Outlet, oc
2CKA001684A0319	Comb. oc Switch/Socket Outl.
2CKA001684A0324	Comb.Switch/Socket Outlet, oc
2CKA001684A0327	Comb.Switch/Socket Outlet, oc
2CKA001684A0328	Comb.Switch/Socket Outlet, oc
2CKA001684A0329	KOMBINATION / WECHSELSCHALTER
2CKA001684A0330	Comb.Switch/Socket Outlet, oc
2CKA001684A0331	Comb.Switch/Socket Outlet, oc
2CKA001710A1829	C-SCH. AW44 PZ
2CKA001710A1837	C-SCH. AW44 SCHLUESSELSCH.
2CKA001710A1894	C-SCH. AW44 PZ
2CKA001710A1902	C-SCH. AW44 SCHLUESSELSCH.
2CKA001710A2249	Cover Plate
2CKA001710A3803	C-SCH. AW44 PZ
2CKA001710A3804	C-SCH. AW44 PZ
2CKA001710A3806	C-SCH. AW44 SCHLUESSELSCH.
2CKA001724A2751	Box Plug Connector
2CKA001724A2752	GEHAEUSE BEFEHLSG. OCEAN
2CKA001724A2753	GEHAEUSE BEFEHLSG. OCEAN
2CKA001724A4264	Cable Entry
2CKA001724A4281	GEHÄUSE
2CKA001724A4282	GEHÄUSE,GELB
2CKA002017A0762	Socket Outlet, SM

2CKA002017A0763	Socket Outlet, SM
2CKA002017A0842	Socket Outlet, SM
2CKA002017A0849	Socket Outlet, SM
2CKA002018A1222	Socket Outlet
2CKA002018A1289	Socket Outlet
2CKA002018A1474	Socket Outlet
2CKA002018A1479	Socket Outlet
2CKA002018A1513	SCHUKO® so lid diff.
2CKA002018A1514	SCHUKO® so lid even
2CKA002018A1555	SCHUKO®-STD EBS KD BES SLV
2CKA002018A1556	SCHUKO®-STD EBS KD BES SLG
2CKA002018A1558	SCHUKO® so lid diff.
2CKA002018A1563	SCHUKO®-STD EBS KD BES SLV
2CKA002018A1564	SCHUKO®-STD EBS KD BES SLG
2CKA002083A0343	SCHUKO-STECKDOSE AP WDI
2CKA002083A0368	SCHUKO-STECKDOSE AP
2CKA002083A0816	2 STECKD. OC GLEICHE SCHL.
2CKA002083A0817	Socket Outlet, ocean
2CKA002083A0818	Socket Outlet, SM
2CKA002083A0819	Socket Outlet, market SV,SM
2CKA002083A0820	Socket Outlet, marked ZSV
2CKA002083A0822	Socket Outlet, SM
2CKA002083A0823	Socket Outlet, SM
2CKA002083A0825	Socket Outlet, marked EDV
2CKA002083A0827	Socket Outl. oc 10/16A, 250V
2CKA002083A0831	SCHUKO® STECKDOSE
2CKA002083A0832	SCHUKO® STECKDOSE
2CKA002083A0833	SCHUKO® STECKDOSE
2CKA002083A0834	SCHUKO® STECKDOSE
2CKA002083A0836	2 SCHUKO® STECKDOSEN
2CKA002083A0837	SCHUKO® STECKDOSE
2CKA002083A0838	SCHUKO® STECKDOSE
2CKA002083A0839	SCHUKO® STECKDOSE
2CKA002083A0840	SCHUKO® plug socket
2CKA002083A0842	SCHUKO® STECKDOSE
2CKA002083A0843	SCHUKO® STECKDOSE
2CKA002083A0845	Socket Outlet, ocean
2CKA002083A0846	SCHUKO® STECKDOSE
2CKA002083A0848	Socket Outlet, SM
2CKA002084A0698	DREIFACHSTECKDOSE OCEAN
2CKA002084A0699	D-STECKD. OC
2CKA002084A0700	D-STECKD. OC EDV
2CKA002084A0701	Socket Outlet, ocean
2CKA002084A0702	Double Socket Outlet, SM
2CKA002084A0703	D-STECKD. OC BEL.
2CKA002084A0704	DREIFACHSTECKD. OCEAN BEL.
2CKA002084A0705	D-STECKD. OC 10/16A, 2P

2CKA002084A0706	Socket Outl. oc 10/16A, 2g
2CKA002084A0710	Double Socket Outlet, SM
2CKA002084A0711	Double Socket Outlet, SM
2CKA002084A0712	SCHUKO® DREIFACHSTECKDOSE
2CKA002084A0713	Double Socket Outlet, SM
2CKA002084A0714	Double Socket Outlet, SM
2CKA002084A0715	Double Socket Outlet, SM
2CKA002084A0716	SCHUKO® DREIFACHSTECKDOSE
2CKA002084A0717	SCHUKO® DOPPELSTECKDOSE
2CKA002084A0718	SCHUKO® Double Socket Outlet
2CKA002084A0719	SCHUKO® ZWEIFACHSTECKD.
2CKA002084A0720	SCHUKO® DOPPELSTECKDOSE
2CKA002084A0721	SCHUKO® DREIFACHSTECKD.
2CKA002084A0722	SCHUKO® ZWEIFACHSTECKD.
2CKA002084A0723	SCHUKO® DOPPELSTECKDOSE
2CKA002084A0724	SCHUKO® DREIFACHSTECKDOSE
2CKA002084A0725	Socket Outlet, 3gang, SM
2CKA002084A0726	Socket Outlet, ocean
2CKA002084A0727	Double Socket Outlet, SM
2CKA002084A0729	ZWEIF.-STECKD. OC
2CKA002124A0023	Euro-American Socket Outlet
2CKA002124A0026	Socket Outlet, NEMA, ocean
2CKA005210A0032	TASTERANKOPPLUNG 1-F (CMC)
2CKA005210A0033	TASTERANKOPPLUNG 2-F (CMC)
2CKA005210A0040	KNX Präsenz Normal W
2CKA005210A0041	KNX PRÄSENZ MINI PRE W
2CKA006115A0443	BEDIENELEMENT 1/2FACH
2CKA006115A0444	BEDIENELEMENT 1/2FACH
2CKA006116A0218	BEDIENELEMENT 2/4FACH
2CKA006116A0219	BEDIENELEMENT 2/4FACH
2CKA006118A0104	BEDIENELEMENT 3/6FACH
2CKA006118A0105	BEDIENELEMENT 3/6FACH
2CKA006118A0107	BEDIENELEMENT 3/6FACH IR
2CKA006120A0071	POWER-BUSANKOPPLER, UP
2CKA006120A0072	POWER-BUSANKOPPLER, UP
2CKA006120A0073	Power bus coupler, FM
2CKA006131A0056	KNX PRÄSENZ NORMAL WS
2CKA006131A0057	KNX PRÄSENZ PREMIUM WS
2CKA006132A0306	BUSCH WÄCHTER 180° KNX
2CKA006132A0311	BUSCH-WÄCHTER® 220° KNX
2CKA006132A0312	BUSCH-WÄCHTER® 220° KNX
2CKA006132A0313	BUSCH-WÄCHTER® 220° KNX

2CKA006132A0314	BUSCH-WÄCHTER® 220° KNX
2CKA006132A0315	BUSCH-WÄCHTER® 220 KNX PRE
2CKA006132A0316	BUSCH-WÄCHTER® 220 KNX PRE
2CKA006132A0317	BUSCH-WÄCHTER® 220 KNX PRE
2CKA006132A0318	BUSCH-WÄCHTER® 220 KNX PRE
2CKA006132A0329	KNX PRÄSENZ MINI WS
2CKA006132A0330	KNX PRÄSENZ MINI SB
2CKA006132A0331	KNX PRÄSENZ MINI PRE WS
2CKA006132A0332	KNX PRÄSENZ MINI PRE SB
2CKA006132A0333	KNX PRÄSENZ NORMAL WS
2CKA006132A0334	KNX PRÄSENZ NORMAL SB
2CKA006132A0335	KNX PRÄSENZ PREMIUM WS
2CKA006132A0336	KNX PRÄSENZ PREMIUM SB
2CKA006132A0337	KNX BEWEGUNGSMELDER SKY WS
2CKA006132A0342	KNX PRÄSENZ MINI WS
2CKA006132A0343	KNX PRÄSENZ MINI SB
2CKA006132A0344	KNX PRÄSENZ MINI PRE WS
2CKA006132A0345	KNX PRÄSENZ MINI PRE SB
2CKA006132A0346	KNX PRÄSENZ NORMAL WS
2CKA006132A0347	KNX PRÄSENZ NORMAL SB
2CKA006132A0348	KNX PRÄSENZ PREMIUM WS
2CKA006132A0349	KNX PRÄSENZ PREMIUM SB
2CKA006132A0350	KNX BEWEGUNGSMELDER SKY WS
2CKA006132A0358	BW-STANDARD
2CKA006132A0359	BW-STANDARD
2CKA006132A0363	BW-STANDARD
2CKA006132A0364	BW-STANDARD
2CKA006132A0365	BW-STANDARD
2CKA006132A0366	BW-STANDARD
2CKA006132A0367	BW-STANDARD
2CKA006132A0368	BW-STANDARD
2CKA006132A0372	BW-STANDARD
2CKA006132A0374	BW-STANDARD
2CKA006132A0376	BW-STANDARD
2CKA006132A0377	BW-STANDARD
2CKA006132A0378	BW-STANDARD
2CKA006132A0379	BW-STANDARD
2CKA006132A0380	BW-STANDARD
2CKA006132A0381	BW-STANDARD
2CKA006132A0385	BW-STANDARD
2CKA006132A0397	KNX Presence Cor. W
2CKA006132A0398	KNX Presence Cor. S
2CKA006132A0399	KNX PRÄSENZ COR. WS
2CKA006132A0400	KNX PRÄSENZ COR. SB
2CKA006132A0411	KNX Präsenz Cor. Prem. WS
2CKA006132A0412	KNX Presence Cor. Prem. S
2CKA006132A0413	KNX PRÄSENZ COR. PREM. WS
2CKA006132A0414	KNX PRÄSENZ COR. PREM. SB
2CKA006133A0214	FM push button coupling 1/2gang
2CKA006133A0215	FM push button coupling 2/4gang
2CKA006133A0224	Push-button coupler 2g AP
2CKA006133A0225	Push-button coupler 2g AP
2CKA006133A0226	Push-button coupler 4g AP
2CKA006133A0227	Push-button coupler 4g AP
2CKA006134A0309	RAUMTEMPERATURREGLER
2CKA006134A0310	THERMOSTATO KNX
2CKA006200A0053	WL-Mov. detector/act. 1g
2CKA006200A0056	WL-BEW.MELD./SCHALT. 1-F
2CKA006200A0058	WL-Mov. detector/act. 1g
2CKA006200A0063	WL-Mov. detector/act. 1g
2CKA006200A0065	WL-BEW.MELD./SCHALT. 1-F
2CKA006200A0083	WL-BEW.MELD./SCHALT. 1-F
2CKA006200A0085	WL-BEW.MELD./SCHALT. 1-F
2CKA006200A0086	WL-BEW.MELD./SCHALT. 1-F
2CKA006200A0117	WL-BEW.MELD./SCHALT.1-F,44
2CKA006200A0129	WL-MovDetect/act. 1g, 44
2CKA006220A0007	Busch-free@home Panel 4.3"
2CKA006220A0008	Busch-free@home Panel 4.3"
2CKA006220A0107	BEWEGUNGSMELDER
2CKA006220A0108	BEWEGUNGSMELDER
2CKA006220A0109	BEWEGUNGSMELDER
2CKA006220A0110	BEWEG.MELD./SCHALTAKT. 1-F
2CKA006220A0111	Mov. detector/actuator 1g
2CKA006220A0112	BEWEG.MELD./SCHALTAKT. 1-F
2CKA006220A0113	Movement detector
2CKA006220A0114	BEWEGUNGSMELDER
2CKA006220A0116	BEWEG.MELD./SCHALTAKT. 1-F
2CKA006220A0119	ABB-FREE@HOMETOUCH 4.3"
2CKA006220A0120	ABB-FREE@HOMETOUCH 4.3"
2CKA006220A0212	BEWEGUNGSMELDER
2CKA006220A0214	BEWEGUNGSMELDER
2CKA006220A0219	Movement detector
2CKA006220A0229	BEWEGUNGSMELDER , 44X44
2CKA006220A0231	BEW.MELD./SCHALT.1-F,44X44

2CKA006220A0265	BEWEGUNGSMELDER , 44X44
2CKA006220A0369	BEWEGUNGSMELDER
2CKA006220A0370	BEWEG.MELD./SCHALTAKT. 1-F
2CKA006220A0410	Movement detector
2CKA006220A0427	BEWEGUNGSMELDER
2CKA006220A0428	Mov. detector/actuator 1g
2CKA006220A0444	BEWEGUNGSMELDER
2CKA006220A0495	BEWEGUNGSMELDER
2CKA006220A0496	BEWEG.MELD./SCHALTAKT. 1-F
2CKA006220A0512	BEWEGUNGSMELDER
2CKA006220A0513	BEWEG.MELD./SCHALTAKT. 1-F
2CKA006220A0547	BEWEGUNGSMELDER
2CKA006220A0564	BEWEGUNGSMELDER
2CKA006220A0616	BEWEG.MELD./SCHALTAKT. 1-F
2CKA006220A0632	BEWEGUNGSMELDER
2CKA006220A0633	Mov. detector/actuator 1g
2CKA006220A0683	Movement detector
2CKA006220A0787	BEWEGUNGSMELDER TANGO
2CKA006220A0789	BEWEGUNGSMELDER TANGO
2CKA006220A0795	BEWEGUNGSMELDER TIME
2CKA006220A0796	BEWEGUNGSMELDER TIME
2CKA006220A0798	BEWEGUNGSMELDER TIME
2CKA006220A0804	Movement detector Time
2CKA006220A0805	BEWEG./SCHALTAKT. TANGO
2CKA006220A0813	BEWEG./SCHALTAKT. TIME
2CKA006220A0814	BEWEG./SCHALTAKT. TIME
2CKA006220A0816	BEWEG./SCHALTAKT. TIME
2CKA006220A0825	BEWEGUNGSMELDER LEVIT
2CKA006220A0826	Movement detector Levit
2CKA006220A0828	Movement detector Levit
2CKA006220A0829	Movement detector Levit
2CKA006220A0831	BEWEG./SCHALTAKT. LEVIT
2CKA006300A1548	BUSCH-WÄCHTER 180°
2CKA006300A1568	BUSCH-WÄCHTER 180°
2CKA006300A1584	BUSCH-WÄCHTER 180°
2CKA006300A1596	BUSCH-WÄCHTER 180°
2CKA006300A1620	BUSCH-WÄCHTER 180°
2CKA006300A1629	BUSCH-WÄCHTER 180°
2CKA006320A0002	TRITON 1/2FACH MF/IR
2CKA006320A0003	TRITON 1/2FACH MF/IR
2CKA006320A0004	TRITON 1/2FACH MF/IR
2CKA006320A0005	TRITON 1/2FACH MF/IR
2CKA006320A0006	TRITON 1/2FACH MF/IR
2CKA006320A0007	triton 1/2gang MF/IR
2CKA006320A0008	TRITON 1/2FACH MF/IR
2CKA006320A0009	TRITON 1/2FACH MF/IR
2CKA006320A0010	TRITON 1/2FACH MF/IR
2CKA006320A0011	TRITON 3/6FACH MF/IR
2CKA006320A0012	TRITON 3/6FACH MF/IR
2CKA006320A0013	TRITON 3/6FACH MF/IR
2CKA006320A0014	TRITON 3/6FACH MF/IR
2CKA006320A0015	TRITON 3/6FACH MF/IR
2CKA006320A0016	TRITON 3/6FACH MF/IR
2CKA006320A0017	TRITON 3/6FACH MF/IR
2CKA006320A0018	TRITON 3/6FACH MF/IR
2CKA006320A0019	TRITON 3/6FACH MF/IR
2CKA006320A0020	TRITON 3/6FACH MF/IR
2CKA006320A0031	TRITON 5/10FACH MF/IR
2CKA006320A0032	TRITON 5/10FACH MF/IR
2CKA006320A0033	TRITON 5/10FACH MF/IR
2CKA006320A0034	TRITON 5/10FACH MF/IR
2CKA006320A0035	TRITON 5/10FACH MF/IR
2CKA006320A0036	TRITON 5/10FACH MF/IR
2CKA006320A0037	TRITON 5/10FACH MF/IR
2CKA006320A0038	TRITON 5/10FACH MF/IR
2CKA006320A0039	TRITON 5/10FACH MF/IR
2CKA006320A0040	TRITON 5/10FACH MF/IR
2CKA006320A0051	TRITON 3/6FACH MF/IR RTR
2CKA006320A0052	TRITON 3/6FACH MF/IR RTR
2CKA006320A0053	TRITON 3/6FACH MF/IR RTR
2CKA006320A0054	TRITON 3/6FACH MF/IR RTR
2CKA006320A0055	TRITON 3/6FACH MF/IR RTR
2CKA006320A0056	TRITON 3/6FACH MF/IR RTR
2CKA006320A0057	TRITON 3/6FACH MF/IR RTR
2CKA006320A0058	TRITON 3/6FACH MF/IR RTR
2CKA006320A0059	TRITON 3/6FACH MF/IR RTR
2CKA006320A0060	TRITON 3/6FACH MF/IR RTR
2CKA006320A0061	TRITON 5/10FACH MF/IR RTR
2CKA006320A0062	TRITON 5/10FACH MF/IR RTR
2CKA006320A0063	TRITON 5/10FACH MF/IR RTR
2CKA006320A0064	TRITON 5/10FACH MF/IR RTR
2CKA006320A0065	TRITON 5/10FACH MF/IR RTR
2CKA006320A0066	TRITON 5/10FACH MF/IR RTR
2CKA006320A0067	TRITON 5/10FACH MF/IR RTR
2CKA006320A0068	TRITON 5/10FACH MF/IR RTR
2CKA006320A0069	TRITON 5/10FACH MF/IR RTR
2CKA006320A0070	TRITON 5/10FACH MF/IR RTR
2CKA006401A0048	UNIVERSAL-RELAIS-EINS.
2CKA006401A0049	UNIVERSAL-RELAIS-EINS.
2CKA006401A0055	UNIVERSAL-RELAIS-EINSATZ
2CKA006410A0375	Blind Control Basis Insert, FM

2CKA006410A0376	Blind Control Basis Insert, FM
2CKA006410A0377	Blind Control Switch Insert, FM
2CKA006410A0378	Blind Control Switch Insert, FM
2CKA006410A0379	Blind Control Switch Insert, FM
2CKA006410A0380	Blind Control Switch Insert, FM
2CKA006410A0381	Blind control switch insert
2CKA006410A0385	Shutter control employment
2CKA006410A0386	Blind control basis insert
2CKA006410A0406	BCCI timer set, RSI
2CKA006410A0407	BCCI timer set, BSI
2CKA006410A0408	BCCI timer set, Fut.
2CKA006430A0144	B-ELEMENT JAL-CONTR. IMP
2CKA006430A0337	B-ELEMENT JAL-CONTR. IMP.
2CKA006430A0338	B-ELEMENT JAL-CONTR. IMP
2CKA006430A0379	B-ELEMENT JAL-CONTR. IMP
2CKA006430A0381	B-ELEMENT JAL-CONTR. IMP
2CKA006500A0791	DAEMMERUNGSSCHALTER OCEAN
2CKA006500A0792	DAEMMERUNGSSCHALTER ALPINWEIß
2CKA006512A0298	DIMMER 500 W/VA
2CKA006512A0299	Dimmer 420 VA
2CKA006512A0302	DIMMER DREHBETAETIGUNG
2CKA006512A0304	DIMMER 500 W/VA
2CKA006512A0305	Dimmer 420 VA
2CKA006512A0318	Rotary Dimmer LE 500 VA
2CKA006512A0323	LED-DIM. 2D AN 200 VA
2CKA006512A0334	LED-DIM. 2D 250 VA
2CKA006512A0335	LED-DIM. 2D 250 VA
2CKA006512A0338	LED-DIM. 2D 250 VA
2CKA006512A0339	LED-DIMMER, REG
2CKA006512A0340	LED-DIMMER, REG
2CKA006512A0344	LED-DIM. 2D 400 VA
2CKA006512A0345	LED-DIM. 2D 400 VA
2CKA006512A0346	LED-DIM. 2D 400 VA
2CKA006512A0347	LED-DIM. 2D 400 VA
2CKA006512A0348	LED-DIMMER-SET, RSI
2CKA006512A0349	LED-DIMMER-SET, BSI
2CKA006512A0350	LED DIMMER SET, FUT.
2CKA006512A0351	Rotary dimmer,RC,420W, Fut
2CKA006513A0576	Dimmer Insert, FM
2CKA006513A0586	DIMMER DREHBETAETIGUNG
2CKA006513A0594	Univ. Dimmer 420W/VA
2CKA006513A0597	Rotary Dimmer UNI 420 VA

2CKA006515A0654	DIMMER AP 600 W
2CKA006515A0704	Dimmer Insert, FM
2CKA006515A0838	Dimmer 60-600 VA
2CKA006515A0840	DIMMER EINSATZ
2CKA006515A0842	BUSCH-DIMMER
2CKA006515A0843	BUSCH-DIMMER
2CKA006515A0846	BUSCH-DIMMER
2CKA006515A0849	Rotary Dimmer LE 600 W
2CKA006520A0226	Dimmer Insert, FM
2CKA006520A0227	Dimmer Insert, FM
2CKA006531A0032	Dimmer, FM
2CKA006550A0041	Dimmer Insert, FM
2CKA006550A0042	Dimmer Insert, FM
2CKA006560A1205	BUSCH-MEMORY-TASTDIMMER-EINSATZ
2CKA006565A0056	BUSCH-MEMORY-SERIENDIMMER
2CKA006565A0057	BUSCH-MEMORY-SERIENDIMMER
2CKA006590A0169	Dimmer Insert, FM
2CKA006590A0170	Power Module 315 W/VA, FM
2CKA006590A0172	LEISTUNGSBAUSTEIN 315W/VA
2CKA006590A0176	BUSCH-UNIV. ZENTRALDIMMER
2CKA006590A0177	BUSCH-UNIVERS.-LEISTUNGSBAUST.
2CKA006590A0178	UNIV. ZENTRALDIMMER
2CKA006590A0179	Capacity Booster, MDRC
2CKA006599A2035	Electronic Potentiometer, FM
2CKA006599A2266	EB-ELEKTRONIK-POTI F. EVG
2CKA006599A2563	ELEKTRONIK-POTI REG
2CKA006599A2597	B-ELEMENT IMP MEM-D.
2CKA006599A2814	POTENTIOMETER 0-10 V
2CKA006599A2815	B-ELEMENT SI MEM-D.
2CKA006599A2816	B-ELEMENT R-SI MEM-D.
2CKA006599A2820	B-ELEMENT A-NEA MEM-D.
2CKA006599A2821	B-ELEMENT A-NEA MEM-D.
2CKA006599A2822	B-ELEMENT A-NEA MEM-D.
2CKA006599A2824	B-ELEMENT A-NEA MEM-D.
2CKA006599A2831	B-ELEMENT SF MEM-D.
2CKA006599A2834	B-ELEMENT SF MEM-D.
2CKA006599A2869	B-ELEMENT A-E MEM-D.
2CKA006599A2870	B-ELEMENT A-E MEM-D.
2CKA006599A2873	Electronic Potentiometer, FM
2CKA006599A2881	B-ELEMENT SOLO MEM-TAST.
2CKA006599A2887	BEDIENELEMENT
2CKA006599A2888	BEDIENELEMENT

2CKA006599A2889	B-ELEMENT MIT GLIMMLAMPE
2CKA006599A2890	B-ELEMENT MIT GLIMMLAMPE
2CKA006599A2891	B-ELEMENT MIT GLIMMLAMPE
2CKA006599A2894	B-ELEMENT MIT GLIMMLAMPE
2CKA006599A2900	B-ELEMENT MIT GLIMMLAMPE
2CKA006599A2903	B-ELEMENT MIT GLIMMLAMPE
2CKA006599A2906	B-ELEMENT MIT GLIMMLAMPE
2CKA006599A2908	B-ELEMENT MIT GLIMMLAMPE
2CKA006599A2914	B-ELEMENT MIT GLIMMLAMPE
2CKA006599A2920	B-ELEMENT IMP. MEMO. DIM.
2CKA006599A2921	B-ELEMENT IMP. MEMO. DIM.
2CKA006599A2926	BEDIENELEMENT
2CKA006599A2927	BEDIENELEMENT
2CKA006599A2942	BEDIENELEMENT
2CKA006599A2943	Dimmer Control Cover
2CKA006599A2960	POTENTIOMETER 1-10 V
2CKA006599A2963	B-ELEMENT SF MEM-D.
2CKA006599A2964	B-ELEMENT MIT GLIMMLAMPE
2CKA006599A2968	B-ELEMENT SF MEM-D.
2CKA006599A2969	B-ELEMENT MIT GLIMMLAMPE
2CKA006599A2972	B-ELEMENT IMP MEM-D.
2CKA006599A2973	B-ELEMENT MIT GLIMMLAMPE
2CKA006599A2976	BEDIENELEMENT IMP. MEM.D.
2CKA006599A2977	BEDIENELEMENT M.GLIMMLAMPE
2CKA006599A2985	DALI-POTI BC
2CKA006599A2986	DALI-POWER-POTI BC MIT SV
2CKA006599A2987	DALI-POTI BC
2CKA006599A2988	DALI-POWER-POTI BC MIT SV
2CKA006599A3010	B-ELEMENT SF MEM-D.
2CKA006599A3011	B-ELEMENT R-SI MEM-D.
2CKA006599A3012	1-10 V-POTI, PHILIPS
2CKA006599A3013	DALI-POWER-POTI , PHILIPS
2CKA006599A3015	DALI-POTI BC
2CKA006599A3016	DALI-POWER-POTI BC MIT SV
2CKA006599A3018	B-ELEMET E-EINS.
2CKA006599A3019	B-ELEMET DIM-EINS. 2-F

2CKA006599A3025	DALI-POTI TW BC
2CKA006599A3026	DALI-Power-Poti TW BC PS
2CKA006599A3029	Rotary dimmer, 1-10 V
2CKA006599A3030	DREHDIMMER, UP, DALI, POW.
2CKA006599A3031	Rotary dimmer, DALI, Pow.
2CKA006616A0544	DREHZAHLSTELLER UP SI
2CKA006630A0255	DREHZAHLSTELLER AP 0,8A
2CKA006630A0503	DREHZAHLSTELLER
2CKA006700A0031	BUSCH-WÄCHTER® 220° WAVE
2CKA006700A0032	BUSCH-WÄCHTER® 220° WAVE
2CKA006700A0033	BUSCH-WÄCHTER® 220° WAVE
2CKA006700A0034	BUSCH-WÄCHTER® 220° WAVE
2CKA006700A0035	BUSCH-WÄCHTER® 220° WAVE
2CKA006700A0037	BuschWächter® 220° Wave
2CKA006710A0001	ZLLNetzteilEinsatz
2CKA006710A0002	ZLLRelaisEinsatz
2CKA006710A0003	ZLL-DIMMER-EINSATZ
2CKA006710A0004	ZLL-Plug-in unit Switch
2CKA006800A1674	BW-SENSOR AW44
2CKA006800A1740	BW-SENSOR AW44 UP
2CKA006800A1898	BW-SENSOR AW44
2CKA006800A2317	BUSCH-WÄCHTER® 90 PROFESSIONALLINE
2CKA006800A2318	BUSCH-WÄCHTER® 90 PROFESSIONALLINE
2CKA006800A2319	BUSCH-WÄCHTER® 90 PROFESSIONALLINE
2CKA006800A2321	BUSCH-WÄCHTER® 90 PROFESSIONALLINE
2CKA006800A2330	BW® 220 PROFESSIONALLINE
2CKA006800A2331	BW® 220 PROFESSIONALLINE
2CKA006800A2332	BW® 220 PROFESSIONALLINE
2CKA006800A2334	BW® 220 PROFESSIONALLINE
2CKA006800A2335	BW® 220 PROFESSIONALLINE
2CKA006800A2353	BW-SENSOR AW44, BRAUN
2CKA006800A2354	BW-SENSOR AW44, ALUSILBER
2CKA006800A2520	BUSCH-WÄCHTER® 220°
2CKA006800A2521	BUSCH-WÄCHTER® 220°
2CKA006800A2522	BUSCH-WÄCHTER® 220°
2CKA006800A2523	BUSCH-WÄCHTER® 220°
2CKA006800A2524	BUSCH-WÄCHTER® 220°
2CKA006800A2525	BUSCH-WÄCHTER® 220°
2CKA006800A2526	BUSCH-WÄCHTER® 220°

2CKA006800A2527	BUSCH-WÄCHTER® 220°
2CKA006800A2528	BUSCH-WÄCHTER® 220° MIT FB
2CKA006800A2529	BUSCH-WÄCHTER® 220° MIT FB
2CKA006800A2530	BUSCH-WÄCHTER® 220° MIT FB
2CKA006800A2531	BUSCH-WÄCHTER® 220° MIT FB
2CKA006800A2532	BUSCH-WÄCHTER® 220° MIT FB
2CKA006800A2533	BUSCH-WÄCHTER® 220° MIT FB
2CKA006800A2534	BUSCH-WÄCHTER® 220° MIT FB
2CKA006800A2535	BUSCH-WÄCHTER® 220° MIT FB
2CKA006800A2536	BUSCH-WÄCHTER® 220° SELECT
2CKA006800A2537	BUSCH-WÄCHTER® 220° SELECT
2CKA006800A2542	BUSCH-WÄCHTER® 70°
2CKA006800A2543	BUSCH-WÄCHTER® 70°
2CKA006800A2544	BUSCH-WÄCHTER® 70°
2CKA006800A2545	BUSCH-WÄCHTER® 70°
2CKA006800A2546	Busch-Watchdog 70
2CKA006800A2548	BUSCH-WÄCHTER® 70°
2CKA006800A2550	BUSCH-WÄCHTER® 280° MIT FB
2CKA006800A2551	BUSCH-WÄCHTER® 280° MIT FB
2CKA006800A2552	BUSCH-WÄCHTER® 280° MIT FB
2CKA006800A2553	BUSCH-WÄCHTER® 280° MIT FB
2CKA006800A2554	BUSCH-WÄCHTER® 280° MIT FB
2CKA006800A2556	BUSCH-WÄCHTER® 280° MIT FB
2CKA006800A2557	BUSCH-WÄCHTER® 280° MIT FB
2CKA006800A2574	BUSCH-WÄCHTER® 220° PRE FB
2CKA006800A2575	BUSCH-WÄCHTER® 220° PRE FB
2CKA006800A2576	BUSCH-WÄCHTER® 220° PRE FB
2CKA006800A2577	BUSCH-WÄCHTER® 220° PRE FB
2CKA006800A2578	BUSCH-WÄCHTER® 220° PRE FB
2CKA006800A2580	BUSCH-WÄCHTER® 220° PRE FB
2CKA006800A2581	Busch-Watchdog 220° pre RC
2CKA006800A2599	BUSCH-WÄCHTER® 220° MIT FB
2CKA006800A2600	BUSCH-WÄCHTER® 220° MIT FB
2CKA006800A2607	BUSCH-WÄCHTER® 110
2CKA006800A2608	BUSCH-WÄCHTER® 110
2CKA006800A2609	BUSCH-WÄCHTER® 110
2CKA006800A2610	BUSCH-WÄCHTER® 110
2CKA006800A2614	Busch-Watchdog 110
2CKA006800A2732	PRÄSENZ COMP. REL.
2CKA006800A2733	Presence Comp. rel.
2CKA006800A2734	PRÄSENZ UNI. REL.
2CKA006800A2735	Präsenz Uni. Rel.
2CKA006800A2736	Presence Comp. e-contact
2CKA006800A2737	Präsenz Comp. e-contact
2CKA006800A2738	PRÄSENZ UNI. E-CONTACT
2CKA006800A2740	PRÄSENZ UNI. BT REL.
2CKA006800A2741	PRÄSENZ UNI. BT REL.
2CKA006800A2742	PRÄSENZ UNI. BT E-CONTACT
2CKA006800A2743	PRÄSENZ UNI. BT E-CONTACT
2CKA006800A2744	PRÄSENZ CORR. BT REL.
2CKA006800A2745	PRÄSENZ CORR. BT REL.
2CKA006800A2746	PRÄSENZ UNI. BT DALI
2CKA006800A2747	PRÄSENZ UNI. BT DALI
2CKA006800A2748	PRÄSENZ CORR. BT DALI
2CKA006800A2749	PRÄSENZ CORR. BT DALI
2CKA006800A2750	PRÄSENZ COMP. SL
2CKA006800A2753	Präsenz Uni. SL
2CKA006800A2755	Präsenz Corr. SL
2CKA006800A2758	PRÄSENZ UNI. DALI SL
2CKA006800A2759	PRÄSENZ UNI. DALI SL
2CKA006800A2760	PRÄSENZ CORR. DALI SL
2CKA006800A2761	PRÄSENZ CORR. DALI SL
2CKA006800A2766	PRÄSENZ COMP. REL.
2CKA006800A2767	PRÄSENZ COMP. REL.
2CKA006800A2768	PRÄSENZ UNI. REL.
2CKA006800A2769	Presence Uni. rel.
2CKA006800A2770	PRÄSENZ COMP. E-CONTACT
2CKA006800A2771	PRÄSENZ COMP. E-CONTACT
2CKA006800A2772	Presence Uni. e-contact
2CKA006800A2773	PRÄSENZ UNI. E-CONTACT
2CKA006800A2774	PRÄSENZ UNI. BT REL.
2CKA006800A2775	PRÄSENZ UNI. BT REL.
2CKA006800A2776	PRÄSENZ UNI. BT E-CONTACT
2CKA006800A2777	PRÄSENZ UNI. BT E-CONTACT

2CKA006800A2778	PRÄSENZ CORR. BT REL.
2CKA006800A2779	PRÄSENZ CORR. BT REL.
2CKA006800A2780	PRÄSENZ UNI. BT DALI
2CKA006800A2781	PRÄSENZ UNI. BT DALI
2CKA006800A2783	PRÄSENZ CORR. BT DALI
2CKA006800A2784	Presence Comp. SL
2CKA006800A2785	PRÄSENZ COMP. SL
2CKA006800A2786	PRÄSENZ UNI. SL
2CKA006800A2787	PRÄSENZ UNI. SL
2CKA006800A2788	PRÄSENZ CORR. SL
2CKA006800A2789	PRÄSENZ CORR. SL
2CKA006800A2793	PRÄSENZ UNI. DALI SL
2CKA006800A2795	PRÄSENZ CORR. DALI SL
2CKA006800A2796	Presence Corr. rel.
2CKA006800A2797	Präsenz Corr. Rel.
2CKA006800A2802	PRÄSENZ UNI. BT E-CONT. IP
2CKA006800A2803	PRÄSENZ UNI. BT E-CONT. IP
2CKA006800A2804	PRÄSENZ UNI. BT E-CONT. IP
2CKA006800A2805	PRÄSENZ UNI. BT E-CONT. IP
2CKA001754A4258	Rahmen 1f., Bronze
2CKA001754A4259	Rahmen 2f., Bronze
2CKA001754A4260	Rahmen 3f., Bronze
2CKA001754A4261	RAHMEN 4-F., BRONZE
2CKA006197A0047	LEDDimmer 4x210W
2CKA006197A0049	LED-Dim actuator 6x210W
2CKA006197A0064	UNIVERSAL-DIMMAKTOR 4-FACH 210W REG
2CKA006200A0154	System Access Point 2.0
2CKA006200A0155	System Access Point 2.0
2CKA006220A0728	Dimmaktor 4x210W, REG
2CKA006220A0729	Dimmaktor 4x210W, REG
2CKA006220A0730	Dim actuator 6x210W, MDRC
2CKA006220A0731	Dim actuator 6x210W, MDRC
2CKA006310A0156	ABSCHLUSSLEISTE OBEN IR
2CKA006310A0157	ABSCHLUSSLEISTE OBEN IR
2CKA006310A0158	Abschlussl. unten Temperaturf.
2CKA006310A0160	Abschlussl. unten Temperaturf.
2CKA006310A0161	Abschlussl. unten Temperaturf.
2CKA006310A0162	Abschlussl. unten Temperaturf.
2CKA006310A0164	Abschlussl. unten Temperaturf.
2CKA006310A0165	Abschlussl. unten Temperaturf.
2CKA006310A0181	ABSCHLUSSLEISTE UNTEN TEMPERATURFÜHLER

2CKA006310A0182	Abschlussleiste unten Temperaturfühler
2CKA006310A0183	ABSCHLUSSLEISTE OBEN RTR
2CKA006310A0184	ABSCHLUSSLEISTE OBEN RTR
2CKA006512A0320	LED dimmer, rotary control
2CKA006512A0321	LED dimmer, rotary control
2CKA006512A0333	LED dimmer, rotary control
2CKA006512A0341	LED dimmer, rotary control
2CKA006512A0342	LED dimmer, rotary control
2CKA006590A0192	LED-Dimmer, MDRC, 800 VA
2CKA006590A0193	LED-Dimmer, MDRC, 800 VA
2CKA005210A0035	RTR OBJEKTBEREICH
2CKA005210A0039	bus coupler
2CKA006115A0179	Bedienelement 1f. M. BAU
2CKA006115A0180	Control element 1g w. BAU
2CKA006115A0181	Bedienelement 1f. M. BAU
2CKA006115A0182	Bedienelement 1f. M. BAU
2CKA006115A0183	Bedienelement 1f. M. BAU
2CKA006115A0187	Bedienelement 1f. M. BAU
2CKA006115A0190	Bedienelement 1f. M. BAU
2CKA006115A0205	Bedienelement 1f. M. BAU
2CKA006115A0206	Bedienelement 1f. M. BAU
2CKA006115A0207	Bedienelement 1f. M. BAU
2CKA006115A0211	Bedienelement 1f. M. BAU
2CKA006115A0214	Bedienelement 1f. M. BAU
2CKA006115A0215	Bedienelement 1f. M. BAU
2CKA006116A0170	Bedienelement 2f. m. BAU
2CKA006116A0171	Control element 2g w. BAU
2CKA006116A0172	Bedienelement 2f. m. BAU
2CKA006116A0173	Bedienelement 2f. m. BAU
2CKA006116A0174	Bedienelement 2f. m. BAU
2CKA006116A0178	Bedienelement 2f. m. BAU
2CKA006116A0181	Bedienelement 2f. m. BAU
2CKA006116A0182	Bedienelement 2f. m. BAU
2CKA006116A0195	Bedienelement 2f. m. BAU
2CKA006116A0196	Bedienelement 2f. m. BAU
2CKA006116A0197	Bedienelement 2f. m. BAU
2CKA006116A0201	Bedienelement 2f. m. BAU
2CKA006116A0202	Control element 2g w. BAU
2CKA006116A0204	Bedienelement 2f. m. BAU
2CKA006116A0205	Bedienelement 2f. m. BAU
2CKA006117A0196	Bedienelement 4f. m. BAU
2CKA006117A0197	Bedienelement 4f. m. BAU
2CKA006117A0198	Bedienelement 4f. m. BAU
2CKA006117A0199	Bedienelement 4f. m. BAU
2CKA006117A0200	Bedienelement 4f. m. BAU
2CKA006117A0204	Bedienelement 4f. m. BAU
2CKA006117A0205	Bedienelement 4f. m. BAU

2CKA006117A0207	Bedienelement 4f. m. BAU
2CKA006117A0208	Bedienelement 4f. m. BAU
2CKA006117A0221	Bedienelement 4f. m. BAU
2CKA006117A0222	Bedienelement 4f. m. BAU
2CKA006117A0223	Bedienelement 4f. m. BAU
2CKA006117A0227	Bedienelement 4f. m. BAU
2CKA006117A0230	Bedienelement 4f. m. BAU
2CKA006117A0231	Bedienelement 4f. m. BAU
2CKA006120A0074	Bus coupler, FM
2CKA006120A0075	Bus coupler, FM
2CKA006133A0220	Push-button coupler 2gang
2CKA006133A0221	Push-button coupler 2gang
2CKA006133A0222	Push-button coupler 4gang
2CKA006133A0223	Push-button coupler 4gang
2CKA006134A0318	RTC
2CKA006134A0319	RTC
2CKA006220A0002	Sensor Unit 1gang
2CKA006220A0003	Sensor Unit 2gang
2CKA006220A0010	Raumtemp.regler
2CKA006220A0012	Sensor/Schaltakt. 1/1f
2CKA006220A0013	Sensor/Schaltakt. 2/1f
2CKA006220A0014	Sensor/Schaltakt. 2/2f
2CKA006220A0015	Sensor/Dim actuator 1/1g
2CKA006220A0016	Sensor/Dim actuator 2/1g
2CKA006220A0017	Sensor/Blind actuator 1/1g
2CKA006220A0018	Sensor/Blind actuator 2/1g
2CKA006220A0117	Sensor Unit 1gang
2CKA006220A0118	Sensor Unit 2gang
2CKA006220A0122	Raumtemp.regler
2CKA006220A0123	Sensor/Schaltaktor 1/1f
2CKA006220A0124	Sensor/Schaltaktor 2/1f
2CKA006220A0125	Sensor/Schaltaktor 2/2f
2CKA006220A0126	Sensor/Dim actuator 1/1g
2CKA006220A0127	Sensor/Dim actuator 2/1g
2CKA006220A0128	Sensor/Blind actuator 1/1g
2CKA006220A0129	Sensor/Blind actuator 2/1g
2CKA006220A0222	Sensor Unit 1gang, 44x44
2CKA006220A0223	Sensor Unit 2gang, 44x44
2CKA006220A0232	SENS/ SCHALTAKT 1/1, 44X44
2CKA006220A0233	Sens/ Schaltakt 2/1, 44x44
2CKA006220A0234	Sens/ Schaltakt 2/2, 44x44
2CKA006220A0235	SENS/ DIMMAKTOR 1/1, 44X44
2CKA006220A0236	Sens/ Dimact. 2/1, 44x44
2CKA006220A0237	Sens/ Blindact. 1/1, 44x44
2CKA006220A0238	Sens/ Blindact. 2/1, 44x44
2CKA006220A0263	Sensor Unit 1gang, 44x44
2CKA006220A0264	Sensor Unit 2gang, 44x44

2CKA006220A0269	Sens/ Schaltakt 2/2, 44x44
2CKA006220A0272	Sens/ Blindact. 1/1, 44x44
2CKA006220A0276	Raumtemp.regler
2CKA006220A0277	Raumtemp.regler
2CKA006220A0393	KLEINKOMBI
2CKA006300A1538	Bedienelement 1f.
2CKA006300A1545	Bedienelement 4f. mit RTR
2CKA006300A1546	Bedienelement 4f. mit RTR
2CKA006300A1547	Raumtemperaturregler
2CKA006300A1565	Bedienelement 4f. mit RTR
2CKA006300A1566	Bedienelement 4f. mit RTR
2CKA006300A1567	Raumtemperaturregler
2CKA006300A1583	Raumtemperaturregler
2CKA006300A1595	Raumtemperaturregler
2CKA006300A1619	Raumtemperaturregler
2CKA006300A1628	Raumtemperaturregler
2CKA006330A0001	HVAC-Slave-device,6f. CE
2CKA006330A0002	HVAC-Slave-device,6f. CE
2CKA006330A0003	HVACGerät,6fach BE
2CKA006330A0004	HVAC-device,6f. CE
2CKA006330A0005	HVAC-Slave-device,10f CE
2CKA006330A0006	HVAC-Slave-device,10f CE
2CKA006330A0007	HVAC-device,10f. CE
2CKA006330A0008	HVAC-device,10f. CE
2CKA006330A0009	HVAC/CO2-device,6f CE
2CKA006330A0010	HVAC/CO2-device,6f CE
2CKA006330A0011	HVAC/CO2-device,10f CE
2CKA006330A0012	HVAC/CO2-device,10f CE
2CKA006330A0013	8f. Bedienelement
2CKA006330A0014	8f. Bedienelement
2CKA006330A0015	12f. Bedienelement
2CKA006330A0016	12f. Control element
2CKA001012A2168	Serienschalter
2CKA001012A2178	Serienschalter
2CKA001012A2186	Jalousieschalter 1-pol.
2CKA001012A2233	Schalter UP Serie
2CKA001012A2234	Schalter UP Serie
2CKA001012A2238	Schalter UP Serienkontr.
2CKA001012A2240	Schalter UP DND/MUR
2CKA001012A2241	Schalter UP DND/MUR 12V
2CKA001032A0487	Raumtemperaturregler Eins.
2CKA001032A0488	Raumtemperaturregler Eins.
2CKA001032A0489	Raumtemperaturregler Eins.
2CKA001032A0490	Raumtemperaturregler Eins.
2CKA001085A1634	K-Wechselsch. oc H-Notsch.
2CKA001085A1636	K-Wechselsch. oc 10A 1P
2CKA001315A0449	SI-ZUGSCHALTER, ZUGSCHNUR

2CKA001413A1102	Jalousietaster 1-pol.
2CKA001484A0383	Taster oc Schliesser
2CKA001684A0332	Komb. oc Wechselsch./Steckd.
2CKA001684A0333	Komb. oc Wechselsch./Steckd.
2CKA001710A2231	C-SCH. AW44 PZ
2CKA001710A3805	C-SCH. AW44 Schluesselsch.
2CKA002017A0873	Steckdose Erd.eBS.Steckkl.
2CKA002017A0874	Steckdose Erd.eBS.Steckkl.
2CKA002083A0841	SCHUKO® Steckdose, EDV
2CKA002084A0728	D-Steckd. oc bel.
2CKA002124A0024	Steckdose Nema AP ocean
2CKA002124A0025	Steckdose
2CKA002211A0092	STECKER WD
2CKA002211A0100	STECKER WD
2CKA002211A0118	WD STECKER
2CKA002595A0023	PERILEX-KUPPLUNG
2CKA006133A0201	Inbetriebnahmeschnittstelle/-adapter
2CKA006220A0849	Wetterstation MFH Set
2CKA006220A0850	Wetterstation MFH Set
2CKA006565A0059	Busch-Memory-Seriendimmer
2CKA006565A0060	Busch-Memory-Seriendimmer
2CKA006599A2899	B-Element mit Glimmlampe
2CKA006599A2905	B-Element mit Glimmlampe
2CKA006599A2907	B-Element mit Glimmlampe
2CKA006599A2922	B-Element mit Glimmlampe
2CKA006599A2923	B-Element mit Glimmlampe
2CKA006599A2993	B-Element B55 Mem-D.
2CKA006599A2994	B-Element B55 Mem-D.
2CKA006599A2995	B-Element B55 Mem-D.
2CKA006599A2996	B-Element B55 Mem-D.
2CKA006599A2997	B-Element B55 Mem-D.
2CKA006700A0036	Busch-Wächter® 220° Wave
2CKA006700A0038	Busch-Wächter® 220° Wave
2CKA006800A2579	Busch-Wächter® 220° pre FB
2CKA006800A2782	Präsenz Corr. BT DALI
2CKA001611A0011	KOMBINATION UP SERIENSCH.
2CKA001611A0151	KOMBINATION UP SERIENSCH.
2CKA006400A0398	Netzteil-Einsatz, USB A+C
2CKA006400A0399	Netzteil-Einsatz, USB A+C
2CKA006400A0400	Netzteil-Einsatz, USB A+C
2CKA000000P0001	K-MAT TACTEO TOUCH
2CKA000000P0002	K-MAT TACTEO RTC
2CKA000000P0004	K-MAT TACTEO WATCHDOG
2CKA000000P0006	K-MAT TACTEO TOUCH CUST
2CKA000000P0007	K-MAT TACTEO RTC CUST
2CKA000000P0009	K-MAT TACTEO WATCHDOG CUST

2CKA000299A0032	Potential Balancing Plug
2CKA000471A0037	Built-in Jack
2CKA001032A0483	Room Thermostat, FM
2CKA001032A0484	Room Thermostat, FM
2CKA001032A0485	Room Thermostat, FM
2CKA001032A0486	Room Thermostat, FM
2CKA001032A0497	Room Thermostat, FM
2CKA001032A0498	Room Thermostat, FM
2CKA001032A0512	Room Thermostat, FM
2CKA001032A0513	Room Thermostat, FM
2CKA001032A0514	Room Thermostat, FM
2CKA001032A0515	Room thermostat
2CKA001032A0516	Room thermostat
2CKA001032A0517	FM-insert CO2
2CKA001032A0518	FM-insert CO3
2CKA001101A0918	3-Level Switch
2CKA001101A0919	3-Level Switch
2CKA001712A0165	Connector Box
2CKA001712A0182	Connector Box
2CKA002018A1557	SCHUKO® so lid diff.
2CKA002018A1559	SCHUKO® so lid diff.
2CKA002018A1560	SCHUKO® so lid diff.
2CKA002018A1561	SCHUKO® so lid diff.
2CKA002018A1562	SCHUKO® so lid diff.
2CKA002018A1565	SCHUKO® so lid diff.
2CKA002018A1566	SCHUKO® so lid diff.
2CKA002018A1567	SCHUKO® so lid diff.
2CKA002018A1568	SCHUKO® so lid diff.
2CKA002056A0068	Socket Outl. SI 3g
2CKA002056A0069	Socket Outl. R-SI 3g
2CKA002056A0071	Socket Outl. S 3g
2CKA002495A0026	Equipotential Socket Outlet
2CKA002495A0059	Equipotential Socket Outlet
2CKA002495A0084	Equipotential Socket Outlet,FM
2CKA002495A0085	Equipotential Socket Outlet
2CKA002495A0086	Equipotential Socket Outlet
2CKA002495A0089	Equipotential Socket Outlet,FM
2CKA002495A0090	Equipotential Socket Outlet,FM
2CKA002495A0091	Equipotential Socket Outlet
2CKA002495A0092	Equipotential Socket Outlet
2CKA002495A0095	Equipotential Socket Outlet
2CKA002495A0096	SO-ins equipotential
2CKA002495A0097	Equipotential Socket Outlet
2CKA006115A0453	switsch 6f FM input 5f
2CKA006134A0312	Objekt RTC w. input 5f.

2CKA006134A0313	Objekt RTC w. input 5f.
2CKA006134A0314	RTC w. input 5f.
2CKA006134A0315	RTC w. input 5f.
2CKA006134A0316	CO2 RTC HUM w. input 5f.
2CKA006134A0317	CO2 RTC HUM w. input 5f.
2CKA006134A0349	Air quality sensor with RTC, SM
2CKA006140A0028	Year Time Switch KNX
2CKA006140A0029	Antenna GPS
2CKA006140A0030	Antenna DCF 77
2CKA006146A0022	Brightness/Temperature Sensor
2CKA006181A0012	FM input 5f.
2CKA006181A0013	FM input 5f.
2CKA006330A0057	HVAC/CO2-device,6f CE, studio white matt
2CKA006330A0058	HVAC/CO2-device,6f CE, black matt
2CKA006330A0059	HVAC/CO2-device,6f CE, aluminium sil.
2CKA006330A0060	HVAC/CO2-device,6f CE, studio white matt
2CKA006330A0061	HVAC/CO2-device,6f CE, black matt
2CKA006330A0062	HVAC/CO2-device,6f CE, aluminium silver
2CKA006330A0063	HVAC/CO2-device,10f CE, studio white m
2CKA006330A0064	HVAC/CO2-device,10f CE, black matt
2CKA006330A0065	HVAC/CO2-device,10f CE, aluminium silver
2CKA006330A0066	HVAC/CO2-device,10f CE, studio white m
2CKA006330A0067	HVAC/CO2-device,10f CE, black matt
2CKA006330A0068	HVAC/CO2-device,10f CE, aluminium silver
2CKA006400A0038	Busch-powerDock Insert
2CKA006400A0044	Busch-powerDock Set, LC
2CKA006400A0046	Busch-powerDock Set, USB-C
2CKA006401A0052	Universal Power supply insert
2CKA006401A0053	Universal relay insert
2CKA006410A0392	Countdown timer set
2CKA006410A0393	Timer Insert, FM
2CKA006410A0398	Busch-Timer Control Cover
2CKA006410A0399	Busch-Timer Control Cover
2CKA006410A0400	Busch-Timer Control Cover
2CKA006410A0410	BCOM timer
2CKA006515X0654	DIMMER,SURFACE MOUNTED

2CKA001754A4254	Cover Frame 1-gang
2CKA001754A4255	Cover Frame 2-gang
2CKA001754A4256	Cover Frame 3-gang
2CKA001754A4257	Cover Frame 4-gang
2CKA001754A4356	Cover Frame 1-gang
2CKA001754A4357	Cover Frame 2-gang
2CKA001754A4358	Cover Frame 3-gang
2CKA001754A4359	Cover Frame 4-gang
2CKA001754A4360	Cover Frame 1-gang
2CKA001754A4361	Cover Frame 2-gang
2CKA001754A4362	Cover Frame 3-gang
2CKA001754A4363	Cover Frame 4-gang
2CKA006220A0273	Sens/ Blindact. 2/1, 44x44
2CKA000230A0201	ENDWIDERSTAND 75 OHM
2CKA000230A0250	ANT-EINS. UP STICH
2CKA000230A0268	Ant-Eins. UP Durchg.
2CKA000230A0380	ANT-EINS. UP STICH
2CKA000230A0384	ANTENNE EINS. STICH SAT
2CKA000230A0463	ANTENNE EINS. STICH SAT
2CKA002011A6263	SCHUKO-/USB socket out, 2g
2CKA002011A6264	SCHUKO-/USB socket out, 2g
2CKA002011A6265	SCHUKO-/USB socket out, 2g
2CKA002011A6266	SCHUKO-/USB socket out, 2g
2CKA002011A6267	SCHUKO-/USB socket out, 2g
2CKA002011A6268	SCHUKO-/USB socket out, 2g
2CKA002011A6269	SCHUKO-/USB socket out, 2g
2CKA002011A6270	SCHUKO-/USB socket out, 2g
2CKA002011A6271	SCHUKO-/USB socket out, 2g
2CKA002011A6272	SCHUKO-/USB socket out, 2g
2CKA002011A6273	SCHUKO-/USB socket out, 2g
2CKA002011A6274	SCHUKO-/USB socket out, 2g
2CKA002011A6275	SCHUKO-/USB socket out, 2g
2CKA002011A6276	SCHUKO-/USB socket out, 2g
2CKA002011A6277	SCHUKO-/USB socket out, 2g
2CKA002011A6278	SCHUKO-/USB socket out, 2g
2CKA002011A6279	SCHUKO-/USB socket out, 2g
2CKA002011A6280	SCHUKO-/USB socket out, 2g
2CKA002011A6281	SCHUKO-/USB socket out, 2g
2CKA002011A6282	SCHUKO-/USB socket out, 2g
2CKA002011A6283	SCHUKO-/USB socket out, 2g
2CKA002011A6284	SCHUKO-/USB socket out, 2g
2CKA002011A6285	SCHUKO-/USB socket out, 2g
2CKA002011A6286	SCHUKO-/USB socket out, 2g
2CKA002011A6287	SCHUKO-/USB socket out, 2g
2CKA002011A6288	SCHUKO-/USB socket out, 2g
2CKA002011A6289	SCHUKO-/USB socket out, 2g
2CKA006200A0049	WLSensor/Blind act. 1/1g

2CKA006200A0050	WLSensor/Blind act. 2/1g
2CKA006200A0051	WLRaumtemp.regler
2CKA006200A0052	WLRaumtemp.regler/Aktor
2CKA006200A0079	WLSensor/Blind act. 1/1g
2CKA006200A0080	WLSensor/Blind act. 2/1g
2CKA006200A0081	WLRaumtemp.regler
2CKA006200A0082	WLRaumtemp.regler/Aktor
2CKA006200A0113	WLSens/ Blindact. 1/1, 44
2CKA006200A0114	WLSens/ Blindact. 2/1, 44
2CKA006200A0115	WLRaumtemp.regler
2CKA006200A0116	WLRaumtemp.regler/Aktor
2CKA006200A0125	WLSens/ Blindact. 1/1, 44
2CKA006200A0126	WLSens/ Blindact. 2/1, 44
2CKA006200A0127	WLRaumtemp.regler
2CKA006200A0128	WLRaumtemp.regler/Aktor
2CKA006220A0115	Beweg.meld./Schaltakt. 1f
2CKA006220A0215	Beweg.meld./Schaltakt. 1-f
2CKA006220A0216	Beweg.meld./Schaltakt. 1-f
2CKA006220A0217	Beweg.meld./Schaltakt. 1-f
2CKA006220A0220	Beweg.meld./Schaltakt. 1-f
2CKA006220A0221	Beweg.meld./Schaltakt. 1-f
2CKA006220A0266	Bew.meld./Schalt.1f,44x44
2CKA006220A0267	Sens/ Schaltakt 1/1, 44x44
2CKA006220A0268	Sens/ Schaltakt 2/1, 44x44
2CKA006220A0386	BWSensorSens akt
2CKA006220A0411	Beweg.meld./Schaltakt. 1f
2CKA006220A0445	Beweg.meld./Schaltakt. 1f
2CKA006220A0531	Beweg.meld./Schaltakt. 1f
2CKA006220A0548	Beweg.meld./Schaltakt. 1f
2CKA006220A0565	Beweg.meld./Schaltakt. 1f
2CKA006220A0650	Beweg.meld./Schaltakt. 1f
2CKA006220A0667	Beweg.meld./Schaltakt. 1f
2CKA006220A0684	Beweg.meld./Schaltakt. 1f
2CKA006220A0701	Beweg.meld./Schaltakt. 1f
2CKA006220A0718	Beweg.meld./Schaltakt. 1f
2CKA006220A0806	Beweg./Schaltakt. Tango
2CKA006220A0807	Beweg./Schaltakt. Tango
2CKA006220A0808	Beweg./Schaltakt. Tango
2CKA006220A0809	Beweg./Schaltakt. Tango
2CKA006220A0810	Beweg./Schaltakt. Tango
2CKA006220A0811	Beweg./Schaltakt. Tango
2CKA006220A0812	Beweg./Schaltakt. Tango
2CKA006220A0815	Beweg./Schaltakt. Time
2CKA006220A0817	Beweg./Schaltakt. Time
2CKA006220A0818	Beweg./Schaltakt. Time
2CKA006220A0819	Beweg./Schaltakt. Time
2CKA006220A0820	Beweg./Schaltakt. Time
2CKA006220A0821	Beweg./Schaltakt. Time
2CKA006220A0822	Beweg./Schaltakt. Time
2CKA006220A0832	Beweg./Schaltakt. Levit
2CKA006220A0833	Beweg./Schaltakt. Levit
2CKA006220A0834	Beweg./Schaltakt. Levit
2CKA006220A0835	Beweg./Schaltakt. Levit
2CKA006220A0836	Beweg./Schaltakt. Levit
2CKA006220A0842	Beweg.meld./Schaltakt. 1f
2CKA006220A0845	Beweg.meld./Schaltakt. 1f
2CKA002017A1889	Earth pin-/USB socket out, 2g
2CKA002017A1890	Earth pin-/USB socket out, 2g
2CKA002017A1891	Earth pin-/USB socket out, 2g
2CKA002017A1892	Earth pin-/USB socket out, 2g
2CKA002017A1893	Earth pin-/USB socket out, 2g
2CKA002017A1894	Earth pin-/USB socket out, 2g
2CKA002017A1895	Earth pin-/USB socket out, 2g
2CKA002017A1896	Earth pin-/USB socket out, 2g
2CKA002017A1897	Earth pin-/USB socket out, 2g
2CKA002017A1898	Earth pin-/USB socket out, 2g
2CKA002017A1899	Earth pin-/USB socket out, 2g
2CKA002017A1900	Earth pin-/USB socket out, 2g
2CKA002017A1901	Earth pin-/USB socket out, 2g
2CKA002017A1902	Earth pin-/USB socket out, 2g
2CKA002017A1903	Earth pin-/USB socket out, 2g

SVHC: Lead monoxide (lead oxide), CAS: 1317-36-8

Product Number	Product Name
2CKA006220A0007	Busch-free@homePanel 4.3"
2CKA006220A0008	Busch-free@homePanel 4.3
2CKA006220A0119	ABB-free@homePanel 4.3"
2CKA006220A0120	ABB-free@homePanel 4.3
2CKA006700A0036	Busch-Watchdog 220 WaveLINE
2CKA006700A0038	Busch-Watchdog 220 WaveLINE

SVHC: Lead titanium trioxide, CAS: 12060-00-3

Product Number	Product Name
2CKA006220A0007	Busch-free@homePanel 4.3"
2CKA006220A0008	Busch-free@homePanel 4.3
2CKA006220A0119	ABB-free@homePanel 4.3"
2CKA006220A0120	ABB-free@homePanel 4.3

SVHC: Lead titanium zirconium oxide, CAS: 12626-81-2

Product Number	Product Name
2CKA006134A0309	RTC
2CKA006134A0310	RTC

SVHC: N,N-dimethylacetamide, CAS: 127-19-5

Product Number	Product Name
2CKA006200A0067	free@home window sensor, wireless
2CKA006200A0068	free@home universal detector, wireless
2CKA006200A0070	free@home universal detector, wireless
2CKA006200A0101	free@home window sensor, wireless
2CKA006200A0102	free@home universal detector, wireless
2CKA006200A0104	free@home universal detector, wireless
2CKA006200A0141	free@home window sensor, wireless
2CKA006200A0069	free@home window sensor, wireless
2CKA006200A0103	free@home window sensor, wireless
2CKA006200A0142	free@home window sensor, wireless

SVHC: Potassium 1,1,2,2,3,3,4,4,4-nonafluorobutane-1-sulfonate, CAS: 29420-49-3

Product Number	Product Name
2CKA006200A0154	System Access Point 2.0
2CKA006200A0155	System Access Point 2.0
2CKA006220A0849	Weatherstation Multi Set
2CKA006220A0850	Weatherstation Multi Set

Ende Anhang I

#smartertogether
Smarter Home



Datenblatt

Unterputz-Schalterprogramm Busch-art linear®

Schalter/Taster
Farbe: studioweiß/studioweiß

SCHUKO® Steckdose Safety+
Farbe: studioweiß matt/Aluminium

Drehdimmer
Farbe: schwarz matt/Glas schwarz strukturiert

Busch-art linear® Rahmen

Busch-art linear® Rahmen sind in den Varianten 1-fach bis 5-fach für senkrechte oder waagerechte Montage erhältlich.

- studioweiß (44G) ähnl. RAL 9016
- studioweiß matt (44M) ähnlich RAL 9016
- schwarz matt (45M) ähnlich RAL 9005
- Glas Gold verspiegelt (4013)
- Aluminium (4073)
- Aluminium schwarz (4071)
- Glas blau (4028)
- Holz Walnuss (4086)
- Holz Eiche (4083)
- Papier schwarz (4045)
- Schiefer terra rosso (4097)
- Glas schwarz strukturiert (4025)

Busch-art linear® Rahmen mit Dekorring

- studioweiß matt (44M) mit Dekorring roségold
- schwarz matt (45M) mit Dekorring gold
- schwarz matt (45M) mit Dekorring chrom

Busch-art linear® Abdeckungen

- studioweiß (44G) ähnlich RAL 9016
- studioweiß matt (44M) ähnlich RAL 9016
- schwarz matt (45M) ähnlich RAL 9005

EIGENSCHAFTEN

- UV-beständig
- PVC- und halogenfrei
- Schlag- und bruchfest
- ROHS-konform
- Für Kanalinstallation geeignet
- Abdeckung: Thermoplast (PC) mit hohem Recyclinganteil

MASSE

Wippe Abdeckung:	69,5 mm x 69,5 mm
Abdeckrahmen 1-fach:	85 mm x 85 mm
Einbautiefe UP-Einsätze:	Für UP-Dosen nach DIN 49073-1 (wenn nicht gesondert angegeben)
Aufbauhöhe Schalter:	16,2 mm
Aufbauhöhe Steckdose:	14,1 mm
Schutzart:	IP20
Betriebstemperatur:	-5 °C … 40 °C
Lagertemperatur:	-25 °C … 40 °C

REINIGUNGSEMPFEHLUNG

- Nehmen Sie ein fusselfreies, weiches Tuch und reinigen Sie die Oberfläche im nebelfeuchten Zustand.
- Verwenden Sie zur Reinigung (auch die Erstreinigung) ausschließlich handwarmes Wasser (ggf. mit einem Spritzer Neutralreiniger oder Geschirrspülmittel).
- Der verwendete Reiniger darf keinesfalls scheuernde, scharfe oder alkoholische Zusätze enthalten.
- Bei Verwendung von Desinfektionsmitteln ist darauf zu achten, dass diese für die verwendeten Materialen geeignet sind.
- Sprühen Sie keine Flüssigkeit direkt auf das Gerät.
- Verwenden Sie keine groben Wischtücher oder solche auf Papierbasis, da diese die Oberfläche zerkratzen können.
- Insbesondere bei matten Oberflächen empfehlen wir die regelmäßige Reinigung gemäß der obigen Anleitung um Schmutzablagerungen vorzubeugen.

Bei einer Trockenreinigung besteht fast immer die Gefahr, dass durch anhaftende Staubpartikel am Tuch oder am Produkt Kratzer auf der Oberfläche entstehen. Das ist bei einem Schalterprogramm nicht anders als bei anderen Haushaltsgegenständen mit glatten Kunststoffoberflächen (z.B. TV, Audio-Geräte).



Datenblatt

Maßzeichnungen Busch-art linear®

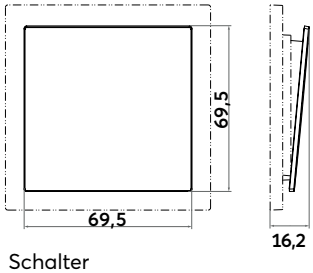

Schalter

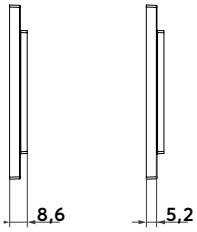

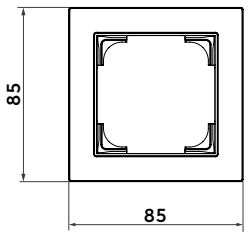

Abdeckrahmen
1-fach

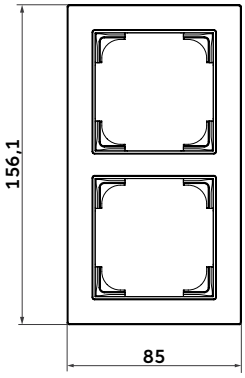

Abdeckrahmen
2-fach

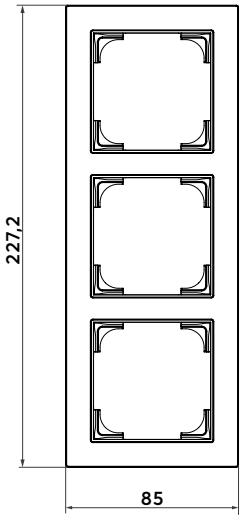

Abdeckrahmen
3-fach

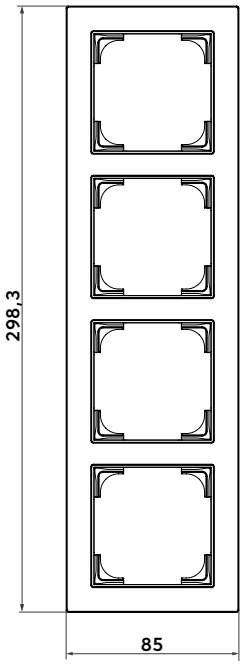

Abdeckrahmen
4-fach

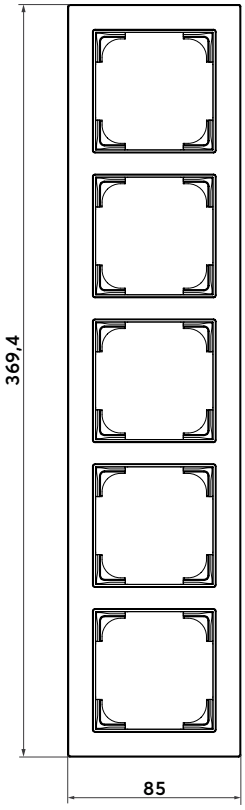

Abdeckrahmen
5-fach

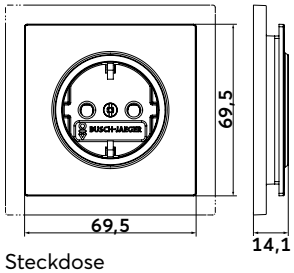

Steckdose

FRAME 1GANG BUSCH-ART LINEAR

Product Environmental Profile

Environmental Product Declaration



Document in compliance with ISO 14025: 2006 "Environmental labels and declarations. Type III environmental declarations"

ORGANIZATION		CONTACT INFORMATION			
Busch-Jaeger Elektro GmbH		pia.denninghoff@de.abb.com			
ADDRESS		WEBSITE			
Freisenbergstrasse 2,58513 Lüdenscheid, Germany		busch-jaeger.com			
STATUS	SECURITY LEVEL	REGISTRATION NUMBER	REV.	LANG.	PAGE
Approved	Public	ABBG-00162-V01.01-EN	1	en	1/9

© Copyright 2023 ABB. All rights reserved.

ABB Purpose & Embedding Sustainability

ABB is committed to continually promoting and embedding sustainability across its operations and value chain, aspiring to become a role model for others to follow.
With its ABB Purpose, ABB is focusing on reducing harmful emissions, preserving natural resources and championing ethical and humane behavior.

General Information

Reference product	Frame 1gang Busch-art Linear (2CKA001754A4837)
Description of the product	Recycled PC based frame that provide protection and eastetics to 1-gang BJE switch inserts
Functional unit	Protect persons during 20 years against direct contact with live parts of the “rocker switch mechanism”, having the following dimensions 85*85*8.6 mm.
Other products covered	

© Copyright 2023 ABB. All rights reserved.

Constituent materials

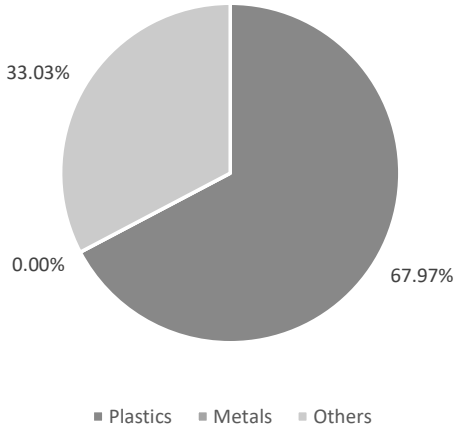

Total weight of Reference product	22.137 g including the product and its packaging 13.357 g product only

Plastics as % of weight		**Metals as % of weight**		**Others as % of weight**	
Name and CAS number	Weight-%	Name and CAS number	Weight-%	Name and CAS number	Weight-%
Recycled polycarbonate	60.34	–	–	Cardboard	33.03
Polyethylene	7.63	–	–	–	–

© Copyright 2023 ABB. All rights reserved.

Additional Environmental Information

Manufacturing	Manufactured by Busch-Jaeger Elektro GmbH at the Lüdenscheid factory, ISO 14001 certified.
Distribution	Transport between the last group distribution centre and an average delivery point in the sales area in Germany, Austria and Netherland.
Installation	For the installation of the product, only standard tools are needed.The installation stage includes the disposal of the packaging and the transport of packaging material to disposal.
Use	The product does not require special maintanence operations
End of life	The end-of-life stage is modelled according to PCR-ed4-EN-2021 09 06 and IEC/TR 62635.
Benefits and loads beyond the system boundaries	n.a.

Environmental impacts

Reference lifetime	20 years
Product category	Other equipments
Installation elements	No additional elements needed during installation
Use scenario	Reference life time (RLT): 20 years
Geographical representativeness	Manufacturing: Germany. Distribution, installation, use and end of life : Germany, Austria, Netherland.
Technological representativeness	Technological representativness : manfacturing of lightswitch rocker representative of the year 2023"
Software and database used	SimaPro 9.4, ecoinvent 3.8, methodology PEF3.0

Energy model used	
Manufacturing	Energy mix of medium voltage, solar and CHP for DE.
Installation	Data used to model installation element are representative of european electricity mix.
Use	n.a.
End of life	Data used to model installation element are representative of european electricity mix.

© Copyright 2023 ABB. All rights reserved.

Common base of mandatory indicators

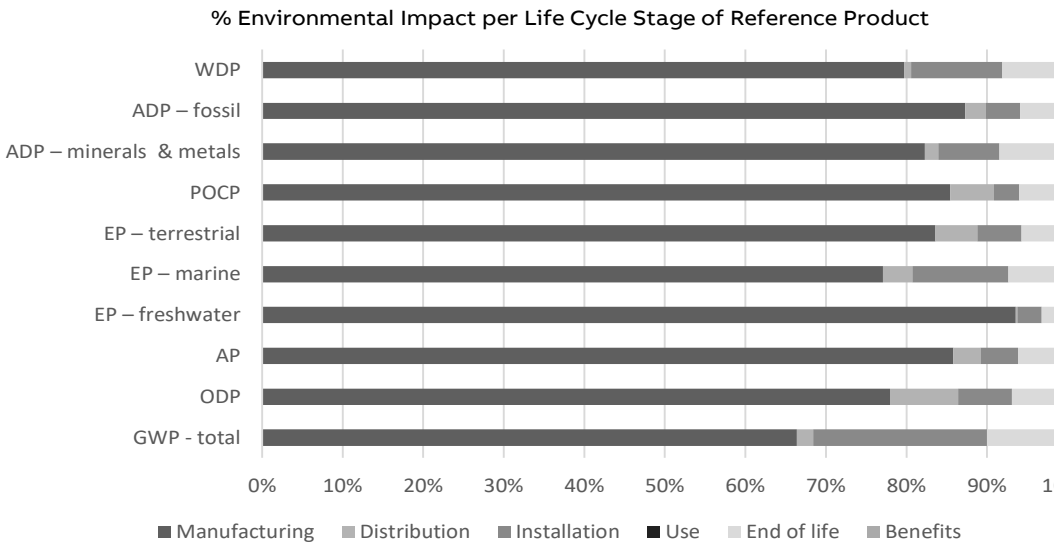

Environmental impact indicators

Indicator	Unit	Total	Manu-facturing	Distri-bution	Instal-lation	Use	End of life	Bene-fits
GWP-total	kg CO_2 eq.	9.32E-02	6.19E-02	1.88E-03	2.01E-02	0.00E+00	9.31E-03	-
GWP-fossil	kg CO_2 eq.	8.27E-02	6.87E-02	1.88E-03	3.39E-03	0.00E+00	8.69E-03	-
GWP-biogenic	kg CO_2 eq.	1.04E-02	-6.91E-03	1.93E-06	1.67E-02	0.00E+00	6.15E-04	-
GWP-luluc	kg CO_2 eq.	1.36E-04	9.16E-05	6.80E-07	3.91E-05	0.00E+00	4.41E-06	-
GWP-fossil = Global Warming Potential fossil fuels GWP-biogenic = Global Warming Potential biogenic GWP-luluc = Global Warming Potential land use and land use change								
ODP	kg CFC-11 eq.	5.33E-09	4.15E-09	4.52E-10	3.57E-10	0.00E+00	3.68E-10	-
ODP = Depletion potential of the stratospheric ozone layer								
AP	H+ eq.	2.83E-04	2.43E-04	9.54E-06	1.32E-05	0.00E+00	1.74E-05	-
AP = Acidification potential, Accumulated Exceedance								
EP-freshwater	kg P eq.	5.90E-05	5.52E-05	1.18E-07	1.77E-06	0.00E+00	1.91E-06	-
EP-marine	kg N eq.	8.83E-05	6.80E-05	3.27E-06	1.05E-05	0.00E+00	6.48E-06	-
EP-terrestrial	mol N eq.	6.89E-04	5.75E-04	3.58E-05	3.79E-05	0.00E+00	3.94E-05	-
EP-freshwater = Eutrophication potential, fraction of nutrients reaching freshwater end compartment EP-marine = Eutrophication potential, fraction of nutrients reaching marine end compartment EP-terrestrial = Eutrophication potential, Accumulated Exceedance								
POCP	kg NMVOC eq.	1.97E-04	1.69E-04	1.07E-05	6.26E-06	0.00E+00	1.19E-05	-
POCP = Formation potential of tropo-spheric ozone								
ADP-minerals & metals	kg Sb eq.	2.58E-07	2.13E-07	4.34E-09	1.96E-08	0.00E+00	2.20E-08	-
ADP-fossil	MJ	1.14E+00	9.92E-01	2.95E-02	4.83E-02	0.00E+00	6.68E-02	-
ADP-minerals & metals = Abiotic depletion potential for non-fossil resources ADP-fossil = Abiotic deple-tion for fossil resources potential								
WDP	m^3 e depr.	1.11E-02	8.82E-03	1.02E-04	1.25E-03	0.00E+00	8.97E-04	-
WDP = Water Deprivation potential								

© Copyright 2023 ABB. All rights reserved.

Common base of mandatory indicators

Inventory flows indicator – Resource use indicators

Indicator	Unit	Total	Manu-facturing	Distri-bution	Instal-lation	Use	End of life	Bene-fits
PERE	MJ	3.02E-01	2.85E-01	3.75E-04	8.47E-03	0.00E+00	8.06E-03	-
PERM	MJ	0.00E+00	0.00E+00	0.00E+00	0.00E+00	0.00E+00	0.00E+00	-
PERT	MJ	3.02E-01	2.85E-01	3.75E-04	8.47E-03	0.00E+00	8.06E-03	-
PENRE	MJ	1.13E+00	9.90E-01	2.95E-02	4.83E-02	0.00E+00	6.68E-02	-
PENRM	MJ	0.00E+00	0.00E+00	0.00E+00	0.00E+00	0.00E+00	0.00E+00	-
PENRT	MJ	1.13E+00	9.90E-01	2.95E-02	4.83E-02	0.00E+00	6.68E-02	-

PERE = Use of renewable primary energy excluding renewable primary energy resources used as raw materials
PERM = Use of renewable primary energy resources used as raw materials
PERT = Total Use of renewable primary energy resources
PENRE = Use of non-renewable primary energy excluding non-renewable primary energy resources used as raw materials
PENRM = Use of non-renewable primary energy resources used as raw materials
PENRT = Total Use of non-renewable primary energy re-sources)

Inventory flows indicator – Indicators describing the use of secondary materials, water, and energy re-sources

Indicator	Unit	Total	Manu-facturing	Distri-bution	Instal-lation	Use	End of life	Bene-fits
SM	kg	1.43E-02	1.43E-02	0.00E+00	0.00E+00	0.00E+00	0.00E+00	-
RSF	MJ	0.00E+00	0.00E+00	0.00E+00	0.00E+00	0.00E+00	0.00E+00	-
NRSF	MJ	0.00E+00	0.00E+00	0.00E+00	0.00E+00	0.00E+00	0.00E+00	-
FW	m^3	5.65E-04	4.70E-04	3.51E-06	4.76E-05	0.00E+00	4.37E-05	-

SM = Use of secondary material
RSF = Use of renewable secondary fuels
NRSF = Use of non-renewable secondary fuels
FW = Use of net fresh water

Inventory flows indicator – Waste category indicators

Indicator	Unit	Total	Manu-facturing	Distri-bution	Instal-lation	Use	End of life	Bene-fits
Hazardous waste disposed	kg	1.15E-06	9.52E-07	7.13E-08	6.34E-08	0.00E+00	6.38E-08	-
Non- hazardous waste disposed	kg	1.50E-02	7.70E-03	2.76E-03	1.71E-03	0.00E+00	2.83E-03	-
Radioactive waste disposed	kg	3.68E-06	3.01E-06	2.00E-07	9.85E-08	0.00E+00	3.70E-07	-

© Copyright 2023 ABB. All rights reserved.

Common base of mandatory indicators

Inventory flows indicator – Output flow indicators

Indicator	Unit	Total	Manu-facturing	Distri-bution	Instal-lation	Use	End of life	Bene-fits
Components for re-use	kg	0.00E+00	0.00E+00	0.00E+00	0.00E+00	0.00E+00	0.00E+00	-
Materials for recycling	kg	1.74E-02	1.30E-03	0.00E+00	6.75E-03	0.00E+00	9.35E-03	-
Materials for energy recovery	kg	0.00E+00	0.00E+00	0.00E+00	0.00E+00	0.00E+00	0.00E+00	-
Exported energy	MJ	0.00E+00	0.00E+00	0.00E+00	0.00E+00	0.00E+00	0.00E+00	-

Inventory flow indicator – other indicators

Indicator	Unit	Total
Biogenic carbon content of the product	kg of C	0.00E+00
Biogenic carbon content of the associated packaging	kg of C	4.46E-03

© Copyright 2023 ABB. All rights reserved.

Registration number:		Drafting Rules:	PCR-ed4-EN-2021 09 06
ABBG-00162-V01.01-EN		Supplemented by:	PSR-0005-ed2-EN-2016 03 29
Verifier accreditation number:		Information and reference documents:	
VH32		www.pep-ecopassport.org	
Date of issue:	08/2023	Validity period:	5 years

Independent verification of the declaration and data, in compliance with ISO 14025: 2006

Internal ○ External ◉

The PCR review was conducted by a panel of experts chaired by
Julie Orgelet (DDemain)

PEP are compliant with XP C08-100-1: 2016 or EN 50693:2019
The elements of the present PEP cannot be compared with elements from another program

Document in compliance with ISO 14025: 2006 "Environmental labels and declarations. Type III environmental declarations"

© Copyright 2023 ABB. All rights reserved.

Environmental Impact Indicator Glossary

Impact indicators

Indicator	Description	Unit
Global warming potential (GWP) - total	Indicator of potential global warming caused by emissions to air contributing to the greenhouse effect. The total global warming potential (GWP-total) is the sum of three sub-categories of climate change. GWP-total = GWP-fossil + GWP-biogenic + GWP- land use and land use change	kg CO_2 eq.
Ozone depletion (ODP)	Emissions to air that contribute to the destruction of the stratospheric ozone layer	kg CFC-11 eq.
Acidification of soil and water (A)	Acidification of soils and water caused by the release of certain gases to the atmosphere, such as nitrogen oxides and sulphur oxides	H+ eq.
Eutrophication (E)	Indicator of the contribution to eutrophication of water by the enrichment of the aquatic ecosystem with nutritional elements, e.g. industrial or domestic effluents, agriculture, etc. This indicator is divided to three: freshwater, marine and terrestrial.	kg P eq., kg N eq., mole N eq.
Photochemical ozone creation (POCP)	Indicator of emissions of gases that affect the creation of photochemical ozone in the lower atmosphere (smog) because of the rays of the sun.	kg NMVOC eq.
Depletion of abiotic resources – elements (ADPe)	Indicator of the depletion of natural non-fossil resources	kg Sb eq.
Depletion of abiotic resources – fossil fuels (ADPf)	The use of non-renewable fossil resources in an unsustainable way (e.g. from material to waste)	MJ (lower heating value)
Water Deprivation potential (WDP)	Deprivation-weighted water consumption. Assesses the potential of water deprivation, to either humans or ecosystems, building on the assumption that the less water remaining available per area, the more likely another user will be deprived.	m^3 e depr.

Resource use indicators

Indicator	Description	Unit
Total use of primary energy	Total use of non-renewable primary energy resources (primary energy and primary energy resources used as raw materials) + Total use of renewable primary energy re-sources (primary energy and primary energy resources used as raw materials)	MJ (lower heating value)

© Copyright 2023 ABB. All rights reserved.

LIGHTSWITCH ROCKER BUSCH-ART LINEAR

Product Environmental Profile

Environmental Product Declaration

Document in compliance with ISO 14025: 2006 "Environmental labels and declarations. Type III environmental declarations"

ORGANIZATION	CONTACT INFORMATION
Busch-Jaeger Elektro GmbH	pia.denninghoff@de.abb.com
ADDRESS	WEBSITE
Freisenbergstrasse 2,58513 Lüdenscheid, Germany	busch-jaeger.com

STATUS	SECURITY LEVEL	REGISTRATION NUMBER	REV.	LANG.	PAGE
Approved	Public	ABBG-00158-V01.01-EN	1	en	1/9

© Copyright 2023 ABB. All rights reserved.

ABB Purpose & Embedding Sustainability

ABB is committed to continually promoting and embedding sustainability across its operations and value chain, aspiring to become a role model for others to follow.
With its ABB Purpose, ABB is focusing on reducing harmful emissions, preserving natural resources and championing ethical and humane behavior.

General Information

Reference product	Lightswitch rocker Busch-art Linear (2CKA001751A3333)
Description of the product	Recycled PC based rocker that provide protection and eastetics to 1-gang BJE switch inserts
Functional unit	Protects persons during 20 years against direct contact with live parts of the “rocker switch mechanism”, having the following dimensions 61,81x62,32x19,19.
Other products covered	

© Copyright 2023 ABB. All rights reserved.

Constituent materials

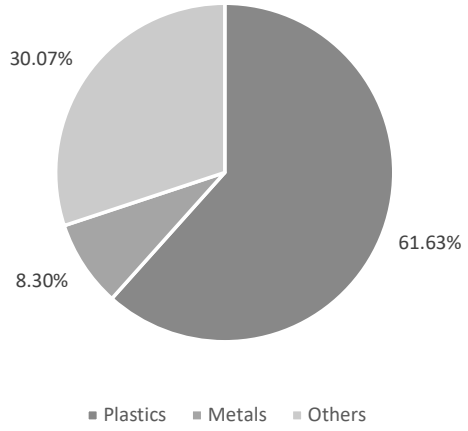

Total weight of Reference product	33.719 g - including the product and its packaging 22.019 g - for the product only

Plastics as % of weight		**Metals as % of weight**		**Others as % of weight**	
Name and CAS number	Weight-%	Name and CAS number	Weight-%	Name and CAS number	Weight-%
Recycled polycarbonate	38.42	Stainless steel	8.30	Cardboard	30.07
Polycarbonate with 10% glass fibre	18.58	–	–	–	–
Polyethylene	4.63	–	–	–	–

© Copyright 2023 ABB. All rights reserved.

Additional Environmental Information

Manufacturing	Manufactured by Busch-Jaeger Elektro GmbH at the Lüdenscheid factory, ISO 14001 certified.
Distribution	Transport between the last group distribution centre and an average delivery point in the sales area in Germany, Austria and Netherland.
Installation	For the installation of the product, only standard tools are needed.The installation stage includes the disposal of the packaging and the transport of packaging material to disposal.
Use	The product does not require special maintanence operations
End of life	The end-of-life stage is modelled according to PCR-ed4-EN-2021 09 06 and IEC/TR 62635.
Benefits and loads beyond the system boundaries	n.a.

Environmental impacts

Reference lifetime	20 years
Product category	Other equipments
Installation elements	No additional elements needed during installation
Use scenario	Reference life time (RLT): 20 years
Geographical representativeness	Manufacturing: Germany. Distribution, installation, use and end of life : Germany, Austria, Netherland.
Technological representativeness	Technological representativness : manfacturing of lightswitch rocker representative of the year 2023"
Software and database used	SimaPro 9.4, ecoinvent 3.8, methodology PEF3.0

Energy model used	
Manufacturing	Energy mix of medium voltage, solar and CHP for DE.
Installation	Data used to model installation element are representative of european electricity mix.
Use	n.a.
End of life	Data used to model installation element are representative of european electricity mix.

© Copyright 2023 ABB. All rights reserved.

Common base of mandatory indicators

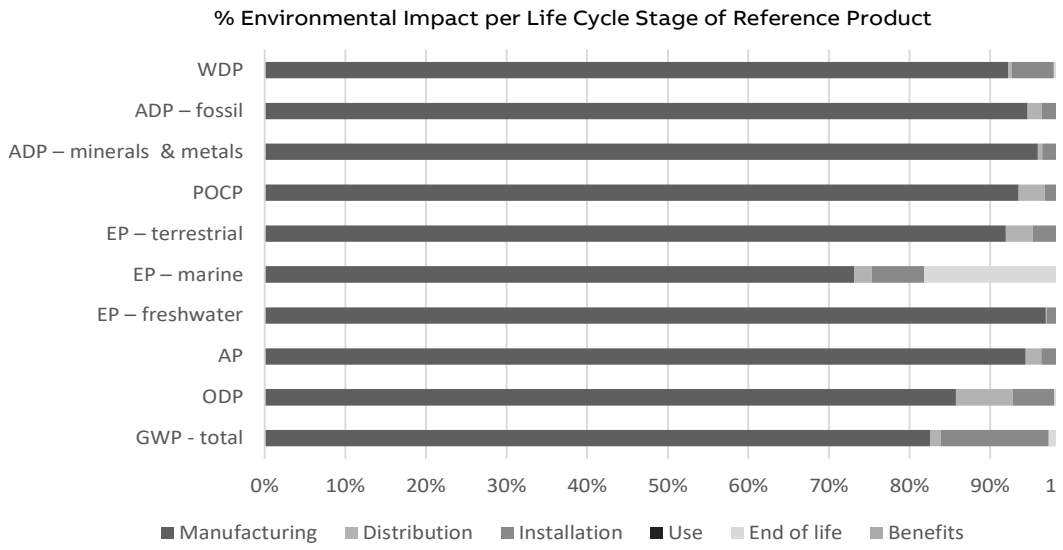

Environmental impact indicators

Indicator	Unit	Total	Manu-facturing	Distri-bution	Instal-lation	Use	End of life	Bene-fits
GWP-total	kg CO_2 eq.	2.14E-01	1.76E-01	2.86E-03	2.86E-02	0.00E+00	5.84E-03	-
GWP-fossil	kg CO_2 eq.	1.98E-01	1.85E-01	2.86E-03	4.68E-03	0.00E+00	5.81E-03	-
GWP-biogenic	kg CO_2 eq.	1.54E-02	-8.49E-03	2.93E-06	2.39E-02	0.00E+00	2.08E-05	-
GWP-luluc	kg CO_2 eq.	2.30E-04	1.71E-04	1.04E-06	5.58E-05	0.00E+00	1.90E-06	-
GWP-fossil = Global Warming Potential fossil fuels GWP-biogenic = Global Warming Potential biogenic GWP-luluc = Global Warming Potential land use and land use change								
ODP	kg CFC-11 eq.	9.68E-09	8.30E-09	6.88E-10	4.95E-10	0.00E+00	1.99E-10	-
ODP = Depletion potential of the stratospheric ozone layer								
AP	H+ eq.	7.48E-04	7.06E-04	1.45E-05	1.81E-05	0.00E+00	9.19E-06	-
AP = Acidification potential, Accumulated Exceedance								
EP-freshwater	kg P eq.	1.11E-04	1.08E-04	1.79E-07	2.45E-06	0.00E+00	8.22E-07	-
EP-marine	kg N eq.	2.25E-04	1.65E-04	4.99E-06	1.47E-05	0.00E+00	4.09E-05	-
EP-terrestrial	mol N eq.	1.64E-03	1.51E-03	5.45E-05	5.27E-05	0.00E+00	2.52E-05	-
EP-freshwater = Eutrophication potential, fraction of nutrients reaching freshwater end compartment EP-marine = Eutrophication potential, fraction of nutrients reaching marine end compartment EP-terrestrial = Eutrophication potential, Accumulated Exceedance								
POCP	kg NMVOC eq.	5.00E-04	4.68E-04	1.63E-05	8.46E-06	0.00E+00	7.61E-06	-
POCP = Formation potential of tropo-spheric ozone								
ADP-minerals & metals	kg Sb eq.	1.13E-06	1.08E-06	6.61E-09	2.71E-08	0.00E+00	1.25E-08	-
ADP-fossil	MJ	2.57E+00	2.43E+00	4.49E-02	6.61E-02	0.00E+00	2.59E-02	-
ADP-minerals & metals = Abiotic depletion potential for non-fossil resources ADP-fossil = Abiotic deple-tion for fossil resources potential								
WDP	m^3 e depr.	3.36E-02	3.10E-02	1.56E-04	1.76E-03	0.00E+00	7.05E-04	-
WDP = Water Deprivation potential								

© Copyright 2023 ABB. All rights reserved.

Common base of mandatory indicators

Inventory flows indicator – Resource use indicators

Indicator	Unit	Total	Manu-facturing	Distri-bution	Instal-lation	Use	End of life	Bene-fits
PERE	MJ	5.49E-01	5.34E-01	5.72E-04	1.18E-02	0.00E+00	2.80E-03	-
PERM	MJ	0.00E+00	0.00E+00	0.00E+00	0.00E+00	0.00E+00	0.00E+00	-
PERT	MJ	5.49E-01	5.34E-01	5.72E-04	1.18E-02	0.00E+00	2.80E-03	-
PENRE	MJ	2.56E+00	2.43E+00	4.49E-02	6.62E-02	0.00E+00	2.59E-02	-
PENRM	MJ	0.00E+00	0.00E+00	0.00E+00	0.00E+00	0.00E+00	0.00E+00	-
PENRT	MJ	2.56E+00	2.43E+00	4.49E-02	6.62E-02	0.00E+00	2.59E-02	-

PERE = Use of renewable primary energy excluding renewable primary energy resources used as raw materials
PERM = Use of renewable primary energy resources used as raw materials
PERT = Total Use of renewable primary energy resources
PENRE = Use of non-renewable primary energy excluding non-renewable primary energy resources used as raw materials
PENRM = Use of non-renewable primary energy resources used as raw materials
PENRT = Total Use of non-renewable primary energy re-sources)

Inventory flows indicator – Indicators describing the use of secondary materials, water, and energy re-sources

Indicator	Unit	Total	Manu-facturing	Distri-bution	Instal-lation	Use	End of life	Bene-fits
SM	kg	1.42E-02	1.42E-02	0.00E+00	0.00E+00	0.00E+00	0.00E+00	-
RSF	MJ	0.00E+00	0.00E+00	0.00E+00	0.00E+00	0.00E+00	0.00E+00	-
NRSF	MJ	0.00E+00	0.00E+00	0.00E+00	0.00E+00	0.00E+00	0.00E+00	-
FW	m^3	1.39E-03	1.28E-03	5.34E-06	6.62E-05	0.00E+00	2.97E-05	-

SM = Use of secondary material
RSF = Use of renewable secondary fuels
NRSF = Use of non-renewable secondary fuels
FW = Use of net fresh water

Inventory flows indicator – Waste category indicators

Indicator	Unit	Total	Manu-facturing	Distri-bution	Instal-lation	Use	End of life	Bene-fits
Hazardous waste disposed	kg	2.78E-06	2.55E-06	1.09E-07	8.79E-08	0.00E+00	2.77E-08	-
Non- hazardous waste disposed	kg	6.27E-02	3.68E-02	4.20E-03	1.92E-03	0.00E+00	1.98E-02	-
Radioactive waste disposed	kg	6.53E-06	5.94E-06	3.04E-07	1.25E-07	0.00E+00	1.59E-07	-

© Copyright 2023 ABB. All rights reserved.

Common base of mandatory indicators

Inventory flows indicator – Output flow indicators

Indicator	Unit	Total	Manu-facturing	Distri-bution	Instal-lation	Use	End of life	Bene-fits
Components for re-use	kg	0.00E+00	0.00E+00	0.00E+00	0.00E+00	0.00E+00	0.00E+00	-
Materials for recycling	kg	1.49E-02	3.01E-03	0.00E+00	9.26E-03	0.00E+00	2.63E-03	-
Materials for energy recovery	kg	0.00E+00	0.00E+00	0.00E+00	0.00E+00	0.00E+00	0.00E+00	-
Exported energy	MJ	0.00E+00	0.00E+00	0.00E+00	0.00E+00	0.00E+00	0.00E+00	-

Inventory flow indicator – other indicators

Indicator	Unit	Total
Biogenic carbon content of the product	kg of C	0.00E+00
Biogenic carbon content of the associated packaging	kg of C	6.38E-03

© Copyright 2023 ABB. All rights reserved.

Registration number:		Drafting Rules:	PCR-ed4-EN-2021 09 06
ABBG-00158-V01.01-EN		Supplemented by:	PSR-0005-ed2-EN-2016 03 29
Verifier accreditation number:		Information and reference documents:	
VH32		www.pep-ecopassport.org	
Date of issue:	08/2023	Validity period:	5 years

Independent verification of the declaration and data, in compliance with ISO 14025: 2006

Internal	○	External	◉

The PCR review was conducted by a panel of experts chaired by
Julie Orgelet (DDemain)

PEP are compliant with XP C08-100-1: 2016 or EN 50693:2019
The elements of the present PEP cannot be compared with elements from another program

Document in compliance with ISO 14025: 2006 "Environmental labels and declarations. Type III environmental declarations"

© Copyright 2023 ABB. All rights reserved.

Environmental Impact Indicator Glossary

Impact indicators

Indicator	Description	Unit
Global warming potential (GWP) - total	Indicator of potential global warming caused by emissions to air contributing to the greenhouse effect. The total global warming potential (GWP-total) is the sum of three sub-categories of climate change. GWP-total = GWP-fossil + GWP-biogenic + GWP- land use and land use change	kg CO_2 eq.
Ozone depletion (ODP)	Emissions to air that contribute to the destruction of the stratospheric ozone layer	kg CFC-11 eq.
Acidification of soil and water (A)	Acidification of soils and water caused by the release of certain gases to the atmosphere, such as nitrogen oxides and sulphur oxides	H+ eq.
Eutrophication (E)	Indicator of the contribution to eutrophication of water by the enrichment of the aquatic ecosystem with nutritional elements, e.g. industrial or domestic effluents, agriculture, etc. This indicator is divided to three: freshwater, marine and terrestrial.	kg P eq., kg N eq., mole N eq.
Photochemical ozone creation (POCP)	Indicator of emissions of gases that affect the creation of photochemical ozone in the lower atmosphere (smog) because of the rays of the sun.	kg NMVOC eq.
Depletion of abiotic resources – elements (ADPe)	Indicator of the depletion of natural non-fossil resources	kg Sb eq.
Depletion of abiotic resources – fossil fuels (ADPf)	The use of non-renewable fossil resources in an unsustainable way (e.g. from material to waste)	MJ (lower heating value)
Water Deprivation potential (WDP)	Deprivation-weighted water consumption. Assesses the potential of water deprivation, to either humans or ecosystems, building on the assumption that the less water remaining available per area, the more likely another user will be deprived.	m^3 e depr.

Resource use indicators

Indicator	Description	Unit
Total use of primary energy	Total use of non-renewable primary energy resources (primary energy and primary energy resources used as raw materials) + Total use of renewable primary energy re-sources (primary energy and primary energy resources used as raw materials)	MJ (lower heating value)

© Copyright 2023 ABB. All rights reserved.

SCHUKO SOCKET OUTLETS BUSCH-ART LINEAR

Product Environmental Profile

Environmental Product Declaration

Document in compliance with ISO 14025: 2006 "Environmental labels and declarations. Type III environmental declarations"

ORGANIZATION		CONTACT INFORMATION			
Busch-Jaeger Elektro GmbH		email pia.denninghoff@de.abb.com			
ADDRESS		WEBSITE			
Freisenbergstrasse 2, 58513 Lüdenscheid, Germany		busch-jaeger.com			
STATUS	SECURITY LEVEL	REGISTRATION NUMBER	REV.	LANG.	PAGE
Approved	Public	ABBG-00515-V01.01-EN	1	en	1/16

© Copyright 2024 ABB. All rights reserved.

ABB Purpose & Embedding Sustainability

ABB is committed to continually promoting and embedding sustainability across its operations and value chain, aspiring to become a role model for others to follow. With its ABB Purpose, ABB is focusing on reducing harmful emissions, preserving natural resources and championing ethical and humane behavior.

General Information

Reference product	SCHUKO socket outlet 20 EUCB-44G (2CKA002013A5489).
Description of the product	The SCHUKO socket outlet is designed to provide electricity to electrical consumers with a plug of a load consuming 16 A under a voltage of 250 V. The socket outlet is designed for the indoor installation.
Functional unit	Connect/Disconnect the plug of a load consuming 16A under a voltage of 250V for 20 years while protecting the user from direct contact with live parts, in the Household/Commercial application areas, according to the appropriate use scenario, and for the reference service life of the product of 20 years
Other products covered	20 EUCB-44G (2CKA002013A5489); 20 EUCB-44M (2CKA002013A5490); 20 EUCB-45M (2CKA002013A5492); 20 EUKB-44G (2CKA002018A1575); 20 EUKB-44M (2CKA002018A1576); 20 EUKB-45M (2CKA002018A1578); 20 EUCB-F-44G (2CKA002013A5521); 20 EUCB-F-44M (2CKA002013A5522); 20 EUCB-F-45M (2CKA002013A5524); 20 EUCRB-44G (2CKA002013A5497); 20 EUCRB-44M (2CKA002013A5498); 20 EUCRB-45M (2CKA002013A5500); 20 EUCNB-44G (2CKA002013A5509); 20 EUCNB-44M (2CKA002013A5510); 20 EUCNB-45M (2CKA002013A5512); 20 EUKBR-44G (2CKA002018A1579); 20 EUKBR-44M (2CKA002018A1580); 20 EUKBR-45M (2CKA002018A1582)

© Copyright 2024 ABB. All rights reserved.

Constituent Materials

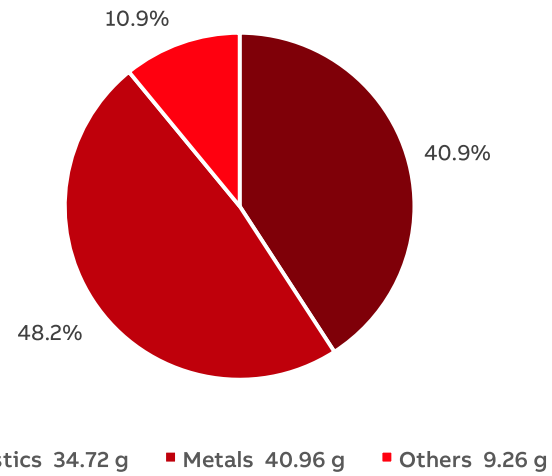

Total weight of Reference product	84.94	g

Plastics as % of weight		Metals as % of weight		Others as % of weight	
Name and CAS number	Weight%	Name and CAS number	Weight%	Name and CAS number	Weight%
Recycled PC (Ekalon 20)	18.6	**Stainless steel**	26.8	**Carton**	10.8
Aminoplast	15.3	**Galvanized steel**	20.0	**Other**	0.1
Polycarbonate	3.7	**Brass**	1.5	–	–
Polyethylene	2.1	–	–	–	–
Polyamide PA66	1.1	–	–	–	–

The reference product and other products in this range comply with the provisions of Low Voltage Directive 2014/35/EU, RoHS directive 2011/65/EU, Directive 2015/863(EU) and national legislation. Plastics used for the reference product are halogen-free materials (IEC/61249-2-21)

© Copyright 2024 ABB. All rights reserved.

Additional Environmental Information

Manufacturing	Manufactured by Busch-Jaeger Elektro GmbH at the Lüdenscheid factory, ISO 14001 certified
Distribution	Transport between the last group distribution centre and an average delivery point in the sales area in Germany, Austria and Netherlands
Installation	i.e. no energy required during installation
Use	The power dissipation is 0.062 W and the product has a reference lifetime of 20 years. The use scenario described in the PSR is followed. At a load rate of 10% of the current and a use time rate of 30%, the power consumption over the lifetime of the the product is 651.7 Wh. A regional electricity mix is used to the fraction of the product to each country it is sold to according to sales data
End of life	The end-of-life stage is modelled according to PCR-ed4-EN-2021 09 06
Benefits and loads beyond the system boundaries	n.a.

© Copyright 2024 ABB. All rights reserved.

Environmental Impacts

Reference lifetime	20 years
Product category	PCR-ed4-EN-2021 09 06 PSR-005-ed3-EN-2023 06 06 Sockets, Power sockets, Household/Commercial
Installation elements	No additional elements needed during installation
Use scenario	from the used PEP PSR-0005-ed3
Geographical representativeness	Manufacturing: Germany Distribution, installation, use and end of life : Germany, Austria, Netherlands
Technological representativeness	Materials and process data are specific for the production of the SCHUKO® socket
Software and database used	SimaPro 9.4, ecoinvent 3.8
Energy model used	
Manufacturing	Energy mix of medium voltage, solar and CHP for DE
Installation	Data used to model installation element are representative of european electricity mix
Use	Electricity, low voltage, consumption mix at consumer
End of life	Data used to model installation element are representative of european electricity mix

© Copyright 2024 ABB. All rights reserved.

Common base of mandatory indicators

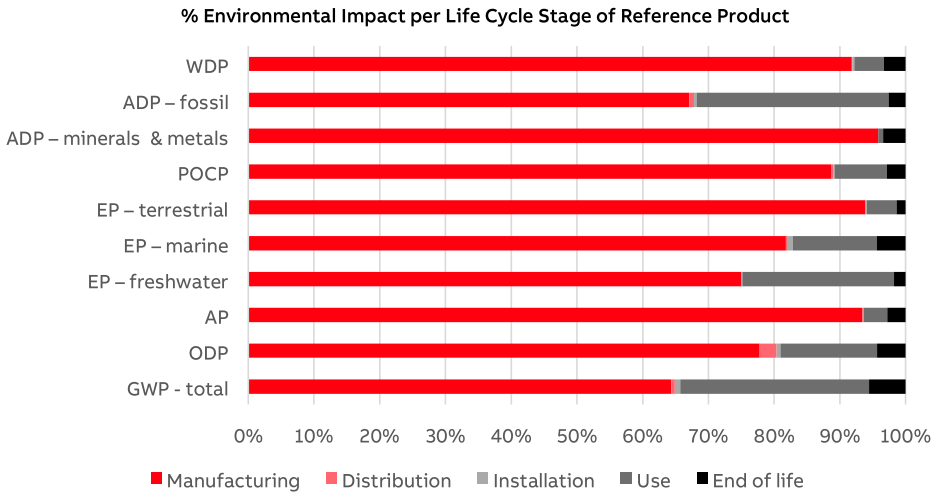

Environmental impact indicators

Indicator	Unit	Total	Manu-facturing	Distri-bution	Installation	Use	End of life	Bene-fits
GWP-total	**kg CO_2 eq.**	1.22E+00	7.87E-01	6.92E-03	9.64E-03	3.51E-01	6.85E-02	-
GWP-fossil	**kg CO_2 eq.**	1.20E+00	7.90E-01	6.91E-03	5.70E-03	3.25E-01	6.81E-02	-
GWP-biogenic	**kg CO_2 eq.**	2.53E-02	-4.34E-03	7.35E-06	3.89E-03	2.54E-02	2.81E-04	-
GWP-luluc	**kg CO_2 eq.**	1.55E-03	1.04E-03	2.59E-06	4.93E-05	4.16E-04	3.43E-05	-
GWP-fossil = Global Warming Potential fossil fuels GWP-biogenic = Global Warming Potential biogenic GWP-luluc = Global Warming Potential land use and land use change								
ODP	**kg CFC-11 eq.**	6.83E-08	5.31E-08	1.72E-09	4.39E-10	1.00E-08	2.97E-09	-
ODP = Depletion potential of the stratospheric ozone layer								
AP	**H+ eq.**	2.33E-02	2.17E-02	2.20E-05	1.62E-05	8.46E-04	6.50E-04	-
AP = Acidification potential, Accumulated Exceedance								
EP-freshwater	**kg P eq.**	2.00E-03	1.50E-03	4.50E-07	2.19E-06	4.62E-04	3.52E-05	-
EP-marine	**kg N eq.**	1.88E-03	1.54E-03	4.94E-06	1.50E-05	2.40E-04	8.33E-05	-
EP-terrestrial	**mol N eq.**	3.92E-02	3.68E-02	5.40E-05	4.61E-05	1.78E-03	5.46E-04	-
EP-freshwater = Eutrophication potential, fraction of nutrients reaching freshwater end compartment EP-marine = Eutrophication potential, fraction of nutrients reaching marine end compartment EP-terrestrial = Eutrophication potential, Accumulated Exceedance								
POCP	**kg NMVOC eq.**	5.69E-03	5.04E-03	2.12E-05	7.83E-06	4.55E-04	1.63E-04	-
POCP = Formation potential of tropospheric ozone								
ADP-minerals & metals	**kg Sb eq.**	4.05E-04	3.88E-04	1.65E-08	2.42E-08	2.87E-06	1.39E-05	-
ADP-fossil	**MJ**	1.54E+01	1.03E+01	1.13E-01	5.96E-02	4.48E+00	4.03E-01	-
ADP-minerals & metals = Abiotic depletion potential for non-fossil resources ADP-fossil = Abiotic depletion for fossil resources potential								
WDP	**m^3 eq. depr.**	5.07E-01	4.65E-01	3.89E-04	1.66E-03	2.28E-02	1.68E-02	-
WDP = Water Deprivation potential								

© Copyright 2024 ABB. All rights reserved.

Common base of mandatory indicators

Inventory flows indicator – Resource use indicators

Indicator	Unit	Total	Manu-facturing	Distri-bution	Installation	Use	End of life	Bene-fits
PERE	MJ	2.67E+00	1.47E+00	1.43E-03	1.05E-02	1.13E+00	5.30E-02	-
PERM	MJ	3.50E-01	3.50E-01	0.00E+00	0.00E+00	0.00E+00	0.00E+00	-
PERT	MJ	3.02E+00	1.82E+00	1.43E-03	1.05E-02	1.13E+00	5.30E-02	-
PENRE	MJ	1.46E+01	9.52E+00	1.13E-01	5.97E-02	4.48E+00	4.03E-01	-
PENRM	MJ	7.90E-01	7.90E-01	0.00E+00	0.00E+00	0.00E+00	0.00E+00	-
PENRT	MJ	1.54E+01	1.03E+01	1.13E-01	5.97E-02	4.48E+00	4.03E-01	-

PERE = Use of renewable primary energy excluding renewable primary energy resources used as raw materials
PERM = Use of renewable primary energy resources used as raw materials
PERT = Total Use of renewable primary energy resources
PENRE = Use of non-renewable primary energy excluding non-renewable primary energy resources used as raw materials
PENRM = Use of non-renewable primary energy resources used as raw materials
PENRT = Total Use of non-renewable primary energy resources

Inventory flows indicator – Indicators describing the use of secondary materials, water, and energy resources

Indicator	Unit	Total	Manu-facturing	Distri-bution	Installation	Use	End of life	Bene-fits
SM	kg	1.58E-02	1.58E-02	0.00E+00	0.00E+00	0.00E+00	0.00E+00	-
RSF	MJ	0.00E+00	0.00E+00	0.00E+00	0.00E+00	0.00E+00	0.00E+00	-
NRSF	MJ	0.00E+00	0.00E+00	0.00E+00	0.00E+00	0.00E+00	0.00E+00	-
FW	m^3	1.62E-02	1.31E-02	1.34E-05	6.14E-05	2.55E-03	5.19E-04	-

SM = Use of secondary material
RSF = Use of renewable secondary fuels
NRSF = Use of non-renewable secondary fuels
FW = Use of net fresh water

Inventory flows indicator – Waste category indicators

Indicator	Unit	Total	Manu-facturing	Distri-bution	Installation	Use	End of life	Bene-fits
Hazardous waste disposed	kg	6.92E-04	6.84E-04	2.72E-07	7.95E-08	6.87E-06	5.19E-07	-
Non- hazardous waste disposed	kg	4.11E-01	3.28E-01	1.05E-02	2.24E-03	2.17E-02	4.89E-02	-
Radioactive waste disposed	kg	5.23E-05	3.12E-05	7.62E-07	1.16E-07	1.80E-05	2.32E-06	-

© Copyright 2024 ABB. All rights reserved.

Common base of mandatory indicators

Inventory flows indicator – Output flow indicators

Indicator	Unit	Total	Manu-facturing	Distri-bution	Installation	Use	End of life	Bene-fits
Components for re-use	kg	0.00E+00	0.00E+00	0.00E+00	0.00E+00	0.00E+00	0.00E+00	-
Materials for recycling	kg	4.22E-02	4.45E-03	0.00E+00	8.28E-03	0.00E+00	2.94E-02	-
Materials for energy recovery	kg	1.89E-02	9.68E-04	0.00E+00	1.50E-03	0.00E+00	1.65E-02	-
Exported energy	MJ	0.00E+00	0.00E+00	0.00E+00	0.00E+00	0.00E+00	0.00E+00	-

Inventory flow indicator – other indicators

Indicator	Unit	Total	Manu-facturing	Distri-bution	Installation	Use	End of life	Bene-fits
Biogenic carbon content of the product	kg of C	0.00E+00	0.00E+00	0.00E+00	0.00E+00	0.00E+00	0.00E+00	-
Biogenic carbon content of the associated packaging	kg of C	5.80E-03	5.80E-03	0.00E+00	0.00E+00	0.00E+00	0.00E+00	-

© Copyright 2024 ABB. All rights reserved.

Environmental impact of using recycled polycarbonate (Ekalon 20)

The C-plate component of each product covered by this EPD is made of the recycled polycarbonate (Ekalon 20) material. The replacement of the fossil based PC with the recycled one allow to decrease global warming potential of the products by 11%. It has also a substantial, positive influence on other environmental indicators as presented in the table below.

		Total		
Impact category	Unit	Virgin	Recycled	Diff.
GWP-total	kg CO2 eq	1.37E+00	1.22E+00	11.0%
GWP- fossil	kg CO2 eq	1.35E+00	1.20E+00	11.2%
GWP-biogenic	kg CO2 eq	2.54E-02	2.53E-02	0.4%
GWP-luluc	kg CO2 eq	1.55E-03	1.55E-03	0.4%
ODP	kg CFC11 eq	6.96E-08	6.83E-08	1.8%
AP	mol H+ eq	2.39E-02	2.33E-02	2.5%
EP-freshwater	kg P eq	1.99E-03	1.99E-03	0.0%
EP-marine	kg N eq	1.97E-03	1.86E-03	5.2%
EP-terrestrial	mol N eq	4.02E-02	3.91E-02	2.8%
POCP	kg NMVOC eq	6.08E-03	5.69E-03	6.3%
ADP-minerals	kg Sb eq	4.05E-04	4.05E-04	0.1%
ADP-fossil	MJ	1.71E+01	1.54E+01	10.2%
WDP	m3	5.47E-01	5.07E-01	7.2%
PERE	MJ	2.67E+00	2.67E+00	0.0%
PERM	MJ	3.50E-01	3.50E-01	0.0%
PERT	MJ	3.04E+00	3.02E+00	0.8%
PENRE	MJ	1.46E+01	1.46E+01	0.0%
PENRM	MJ	7.90E-01	7.90E-01	0.0%
PENRT	MJ	1.71E+01	1.54E+01	10.2%
SM	kg	0.00E+00	1.58E-02	-
RSF	MJ	0.00E+00	0.00E+00	-
NRSF	MJ	0.00E+00	0.00E+00	-
FW	m3	1.72E-02	1.62E-02	5.6%
HWD	kg	6.92E-04	6.92E-04	0.0%
NHWD	kg	4.27E-01	4.11E-01	3.7%
RWD	kg	5.29E-05	5.23E-05	1.0%
CRU	kg	0.00E+00	0.00E+00	-
MFR	kg	0.00E+00	4.22E-02	-
MER	kg	0.00E+00	1.89E-02	-
EE	MJ	0.00E+00	0.00E+00	-

© Copyright 2024 ABB. All rights reserved.

Extrapolation factors

For other products than the Reference product covered by this PEP, the environmental impacts for each phase of the lifecycle are obtained by multiplying the values of the Reference product by the following coefficients.

Scaling factors for manufacturing stage

Impact category	20 EUCB-44G (2CKA002013A5489) 20 EUCB-44M (2CKA002013A5490) 20 EUCB-45M (2CKA002013A5492)	20 EUKB-44G (2CKA002018A1575) 20 EUKB-44M (2CKA002018A1576) 20 EUKB-45M (2CKA002018A1578)	20 EUCB-F-44G (2CKA002013A5521) 20 EUCB-F-44M (2CKA002013A5522) 20 EUCB-F-45M (2CKA002013A5524)	20 EUCRB-44G (2CKA002013A5497) 20 EUCRB-44M (2CKA002013A5498) 20 EUCRB-45M (2CKA002013A5500)	20 EUCNB-44G (2CKA002013A5509) 20 EUCNB-44M (2CKA002013A5510) 20 EUCNB-45M (2CKA002013A5512)	20 EUKBR-44G (2CKA002018A1579) 20 EUKBR-44M (2CKA002018A1580) 20 EUKBR-45M (2CKA002018A1582)
GWP-total	1.00	1.19	0.85	0.83	1.18	0.89
GWP- fossil	1.00	1.19	0.85	0.84	1.17	0.90
GWP-biogenic	1.00	0.44	1.48	1.58	-1.32	1.18
GWP-luluc	1.00	1.19	0.83	0.81	1.13	0.80
ODP	1.00	1.06	0.67	0.77	1.02	0.79
AP	1.00	1.25	0.83	0.92	1.24	0.85
EP-freshwater	1.00	1.31	0.86	0.95	1.29	0.88
EP-marine	1.00	1.20	0.84	0.86	1.18	0.82
EP-terrestrial	1.00	1.11	0.74	0.83	1.10	0.80
POCP	1.00	1.22	0.85	0.88	1.21	0.83
ADP-minerals	1.00	1.32	0.86	0.95	1.31	0.83
ADP-fossil	1.00	1.17	0.80	0.84	1.15	0.89
WDP	1.00	1.21	0.78	0.88	1.21	0.82
PERE	1.00	1.31	0.88	0.86	1.15	0.92
PERM	1.00	1.00	1.00	0.86	1.00	1.00
PERT	1.00	1.25	0.90	1.00	1.12	0.94
PENRE	1.00	1.18	0.79	0.89	1.16	0.88
PENRM	1.00	1.00	1.00	0.82	1.00	1.00
PENRT	1.00	1.17	0.80	1.00	1.15	0.89
SM	1.00	1.96	1.00	1.00	0.97	1.96
RSF	1.00	1.00	1.00	1.00	1.00	1.00
NRSF	1.00	1.00	1.00	1.00	1.00	1.00
FW	1.00	1.21	0.77	0.87	1.20	0.83
HWD	1.00	1.21	0.74	0.84	1.21	0.64
NHWD	1.00	1.14	0.81	0.76	1.11	0.81
RWD	1.00	1.14	0.77	0.78	1.08	0.81
CRU	1.00	1.00	1.00	1.00	1.00	1.00
MFR	1.00	1.00	1.00	1.00	1.00	1.00
MER	1.00	1.00	1.00	1.00	1.00	1.00
EE	1.00	1.00	1.00	1.00	1.00	1.00

© Copyright 2024 ABB. All rights reserved.

Scaling factors for distribution stage

Impact category	20 EUCB-44G (2CKA002013A5489) 20 EUCB-44M (2CKA002013A5490) 20 EUCB-45M (2CKA002013A5492)	20 EUKB-44G (2CKA002018A1575) 20 EUKB-44M (2CKA002018A1576) 20 EUKB-45M (2CKA002018A1578)	20 EUCB-F-44G (2CKA002013A5521) 20 EUCB-F-44M (2CKA002013A5522) 20 EUCB-F-45M (2CKA002013A5524)	20 EUCRB-44G (2CKA002013A5497) 20 EUCRB-44M (2CKA002013A5498) 20 EUCRB-45M (2CKA002013A5500)	20 EUCNB-44G (2CKA002013A5509) 20 EUCNB-44M (2CKA002013A5510) 20 EUCNB-45M (2CKA002013A5512)	20 EUKBR-44G (2CKA002018A1579) 20 EUKBR-44M (2CKA002018A1580) 20 EUKBR-45M (2CKA002018A1582)
GWP-total	1.00	1.12	0.94	0.91	1.13	1.03
GWP- fossil						
GWP-biogenic						
GWP-luluc						
ODP						
AP						
EP-freshwater						
EP-marine						
EP-terrestrial						
POCP						
ADP-minerals						
ADP-fossil						
WDP						
PERE						
PERM						
PERT						
PENRE						
PENRM						
PENRT						
SM						
RSF						
NRSF						
FW						
HWD						
NHWD						
RWD						
CRU						
MFR						
MER						
EE						

© Copyright 2024 ABB. All rights reserved.

Scaling factors for installation stage

Impact category	20 EUCB-44G (2CKA002013A5489) 20 EUCB-44M (2CKA002013A5490) 20 EUCB-45M (2CKA002013A5492)	20 EUKB-44G (2CKA002018A1575) 20 EUKB-44M (2CKA002018A1576) 20 EUKB-45M (2CKA002018A1578)	20 EUCB-F-44G (2CKA002013A5521) 20 EUCB-F-44M (2CKA002013A5522) 20 EUCB-F-45M (2CKA002013A5524)	20 EUCRB-44G (2CKA002013A5497) 20 EUCRB-44M (2CKA002013A5498) 20 EUCRB-45M (2CKA002013A5500)	20 EUCNB-44G (2CKA002013A5509) 20 EUCNB-44M (2CKA002013A5510) 20 EUCNB-45M (2CKA002013A5512)	20 EUKBR-44G (2CKA002018A1579) 20 EUKBR-44M (2CKA002018A1580) 20 EUKBR-45M (2CKA002018A1582)
GWP-total	1.00	1.34	1.18	1.27	0.75	1.31
GWP- fossil	1.00	1.33	1.10	1.26	0.82	1.30
GWP-biogenic	1.00	1.36	1.29	1.29	0.63	1.33
GWP-luluc	1.00	1.25	1.20	1.19	0.52	1.23
ODP	1.00	1.27	1.18	1.21	0.58	1.24
AP	1.00	1.27	1.16	1.21	0.60	1.24
EP-freshwater	1.00	1.25	1.17	1.20	0.56	1.23
EP-marine	1.00	1.23	1.14	1.18	0.56	1.21
EP-terrestrial	1.00	1.28	1.17	1.22	0.61	1.25
POCP	1.00	1.28	1.14	1.22	0.66	1.25
ADP-minerals	1.00	1.25	1.17	1.20	0.57	1.23
ADP-fossil	1.00	1.26	1.16	1.20	0.59	1.24
WDP	1.00	1.24	1.15	1.19	0.57	1.22
PERE	1.00	1.00	1.00	1.00	1.00	1.00
PERM	1.00	1.00	1.00	1.00	1.00	1.00
PERT	1.00	1.00	1.00	1.00	1.00	1.00
PENRE	1.00	1.00	1.00	1.00	1.00	1.00
PENRM	1.00	1.00	1.00	1.00	1.00	1.00
PENRT	1.00	1.00	1.00	1.00	1.00	1.00
SM	1.00	1.00	1.00	1.00	1.00	1.00
RSF	1.00	1.00	1.00	1.00	1.00	1.00
NRSF	1.00	1.00	1.00	1.00	1.00	1.00
FW	1.00	1.24	1.15	1.19	0.57	1.22
HWD	1.00	1.27	1.18	1.21	0.59	1.25
NHWD	1.00	2.28	1.95	2.04	1.73	2.18
RWD	1.00	1.28	1.09	1.22	0.74	1.26
CRU	1.00	1.00	1.00	1.00	1.00	1.00
MFR	1.00	1.00	1.00	1.00	1.00	1.00
MER	1.00	1.00	1.00	1.00	1.00	1.00
EE	1.00	1.00	1.00	1.00	1.00	1.00

© Copyright 2024 ABB. All rights reserved.

Scaling factors for use stage

Impact category	20 EUCB-44G (2CKA002013A5489) 20 EUCB-44M (2CKA002013A5490) 20 EUCB-45M (2CKA002013A5492)	20 EUKB-44G (2CKA002018A1575) 20 EUKB-44M (2CKA002018A1576) 20 EUKB-45M (2CKA002018A1578)	20 EUCB-F-44G (2CKA002013A5521) 20 EUCB-F-44M (2CKA002013A5522) 20 EUCB-F-45M (2CKA002013A5524)	20 EUCRB-44G (2CKA002013A5497) 20 EUCRB-44M (2CKA002013A5498) 20 EUCRB-45M (2CKA002013A5500)	20 EUCNB-44G (2CKA002013A5509) 20 EUCNB-44M (2CKA002013A5510) 20 EUCNB-45M (2CKA002013A5512)	20 EUKBR-44G (2CKA002018A1579) 20 EUKBR-44M (2CKA002018A1580) 20 EUKBR-45M (2CKA002018A1582)
GWP-total	1.00	1.00	1.00	1.00	1.00	1.00
GWP- fossil						
GWP-biogenic						
GWP-luluc						
ODP						
AP						
EP-freshwater						
EP-marine						
EP-terrestrial						
POCP						
ADP-minerals						
ADP-fossil						
WDP						
PERE						
PERM						
PERT						
PENRE						
PENRM						
PENRT						
SM						
RSF						
NRSF						
FW						
HWD						
NHWD						
RWD						
CRU						
MFR						
MER						
EE						

© Copyright 2024 ABB. All rights reserved.

Scaling factors for end of life stage

Impact category	20 EUCB-44G (2CKA002013A5489)	20 EUCB-44M (2CKA002013A5490)	20 EUCB-45M (2CKA002013A5492)	20 EUKB-44G (2CKA002018A1575)	20 EUKB-44M (2CKA002018A1576)	20 EUKB-45M (2CKA002018A1578)	20 EUCB-F-44G (2CKA002013A5521)	20 EUCB-F-44M (2CKA002013A5522)	20 EUCB-F-45M (2CKA002013A5524)	20 EUCRB-44G (2CKA002013A5497)	20 EUCRB-44M (2CKA002013A5498)	20 EUCRB-45M (2CKA002013A5500)	20 EUCNB-44G (2CKA002013A5509)	20 EUCNB-44M (2CKA002013A5510)	20 EUCNB-45M (2CKA002013A5512)	20 EUKBR-44G (2CKA002018A1579)	20 EUKBR-44M (2CKA002018A1580)	20 EUKBR-45M (2CKA002018A1582)
GWP-total	1.00			1.35			0.82			0.95			1.05			1.20		
GWP- fossil	1.00			1.35			0.82			0.95			1.05			1.20		
GWP-biogenic	1.00			1.19			0.86			0.87			1.13			0.84		
GWP-luluc	1.00			1.20			0.89			0.89			1.17			0.75		
ODP	1.00			1.25			0.91			0.90			1.13			0.95		
AP	1.00			1.23			0.66			0.98			1.22			0.65		
EP-freshwater	1.00			1.22			0.72			0.95			1.21			0.65		
EP-marine	1.00			1.33			0.78			0.96			1.08			1.08		
EP-terrestrial	1.00			1.24			0.77			0.94			1.18			0.77		
POCP	1.00			1.24			0.77			0.94			1.18			0.77		
ADP-minerals	1.00			1.24			0.60			1.00			1.24			0.60		
ADP-fossil	1.00			1.22			0.92			0.89			1.15			0.84		
WDP	1.00			1.23			0.83			0.92			1.16			0.79		
PERE	1.00			1.00			1.00			1.00			1.00			1.00		
PERM	1.00			1.00			1.00			1.00			1.00			1.00		
PERT	1.00			1.00			1.00			1.00			1.00			1.00		
PENRE	1.00			1.00			1.00			1.00			1.00			1.00		
PENRM	1.00			1.00			1.00			1.00			1.00			1.00		
PENRT	1.00			1.00			1.00			1.00			1.00			1.00		
SM	1.00			1.00			1.00			1.00			1.00			1.00		
RSF	1.00			1.00			1.00			1.00			1.00			1.00		
NRSF	1.00			1.00			1.00			1.00			1.00			1.00		
FW	1.00			1.22			0.86			0.91			1.16			0.81		
HWD	1.00			1.25			0.89			0.91			1.14			0.94		
NHWD	1.00			1.29			0.89			0.92			1.08			1.07		
RWD	1.00			1.21			0.94			0.88			1.14			0.86		
CRU	1.00			1.00			1.00			1.00			1.00			1.00		
MFR	1.00			1.00			1.00			1.00			1.00			1.00		
MER	1.00			1.00			1.00			1.00			1.00			1.00		
EE	1.00			1.00			1.00			1.00			1.00			1.00		

© Copyright 2024 ABB. All rights reserved.

Environmental Impact Indicator Glossary

Impact indicators

Indicator	Description	Distri-bution
Global warming potential (GWP) - total	Indicator of potential global warming caused by emissions to air contributing to the greenhouse effect. The total global warming potential (GWP-total) is the sum of three sub-categories of climate change. GWP-total = GWP-fossil + GWP-biogenic + GWP- land use and land use change	kg CO_2 eq.
Ozone depletion (ODP)	Emissions to air that contribute to the destruction of the stratospheric ozone layer	kg CFC-11 eq.
Acidification of soil and water (A)	Acidification of soils and water caused by the release of certain gases to the atmosphere, such as nitrogen oxides and sulphur oxides	H+ eq.
Eutrophication (E)	Indicator of the contribution to eutrophication of water by the enrichment of the aquatic ecosystem with nutritional elements, e.g. industrial or domestic effluents, agriculture, etc. This indicator is divided to three: freshwater, marine and terrestrial.	kg P eq., kg N eq., mole N eq.
Photochemical ozone creation (POCP)	Indicator of emissions of gases that affect the creation of photochemical ozone in the lower atmosphere (smog) because of the rays of the sun.	kg NMVOC eq.
Depletion of abiotic resources – elements (ADPe)	Indicator of the depletion of natural non-fossil resources	kg Sb eq.
Depletion of abiotic resources – fossil fuels (ADPf)	The use of non-renewable fossil resources in an unsustainable way (e.g. from material to waste)	MJ (lower heating value)
Water Deprivation potential (WDP)	Deprivation-weighted water consumption. Assesses the potential of water deprivation, to either humans or ecosystems, building on the assumption that the less water remaining available per area, the more likely another user will be deprived.	m^3 eq. depr.

Resource use indicators

Indicator	Description	Distri-bution
Total use of primary energy	Total use of non-renewable primary energy resources (primary energy and primary energy resources used as raw materials) + Total use of renewable primary energy re-sources (primary energy and primary energy resources used as raw materials)	MJ (lower heating value)

© Copyright 2023 ABB. All rights reserved.

Registration number: **ABBG-00515-V01.01-EN**	Drafting Rules: ***PCR-ed4-EN-2021 09 06*** ***Supplemented by:*** ***PSR-005-ed3-EN-2023 06 06***
Verifier accreditation number: ***VH08***	Information and reference documents: **www.pep-ecopassport.org**
Date of issue: ***12-2023***	Validity period: **5 years**
Independent verification of the declaration and data, in compliance with ISO 14025: 2006	
Internal: ○	**External:** ◉
Document in compliance with ISO 14025: 2006 "Environmental labels and declarations. Type III environmental declarations"	
PEP are compliant with XP C08-100-1 :2016 or EN 50693:2019 The components of the present PEP may not be compared with components from any other program	
Document in compliance with ISO 14025: 2006 "Environmental labels and declarations. Type III environmental declarations"	

© Copyright 2024 ABB. All rights reserved.