

STYLE:

smart

zen



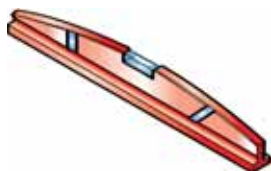
fontanot®  
scale di ogni tempo



Copyright by Fontanot S.p.A., first publication January 8, 2013



13 mm  
17 mm  
19 mm



2 mm            5 mm  
2,5 mm        6 mm  
3 mm            8 mm  
4 mm



PH 2



Ø 3,5 mm  
Ø 5 mm  
Ø 11 mm



Ø 8 x 120 mm  
Ø 14 x 150 mm

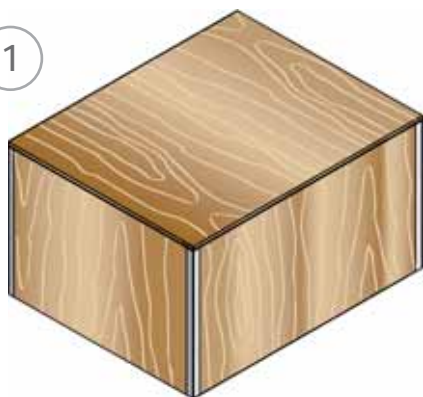


8 mm  
13 mm  
19 mm

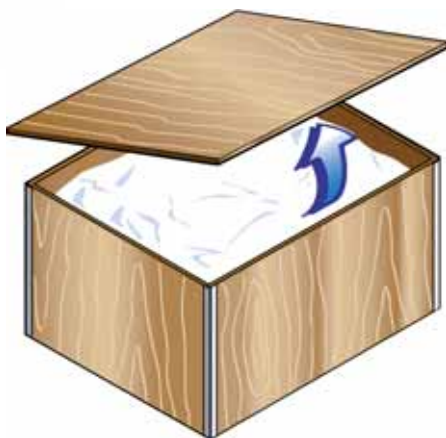


8 mm

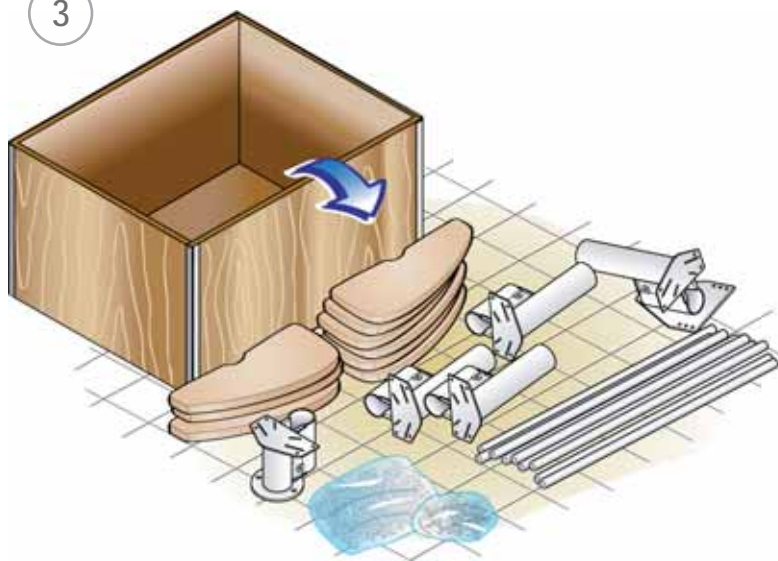
1

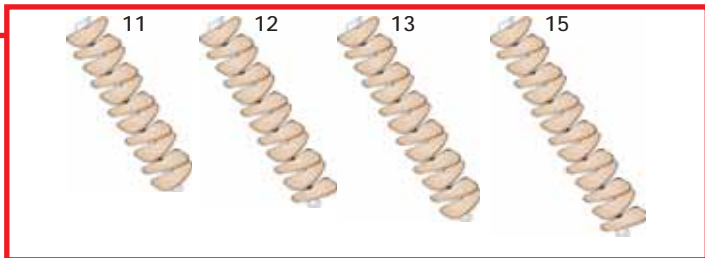
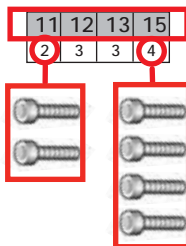


2



3





**A39**

11	12	13	15
15	15	20	20

**A40**

11	12	13	15
3	3	3	4

**A41**

11	12	13	15
10	10	15	15

**B02**

11	12	13	15
1	1	1	1

**B12**

11	12	13	15
3	3	3	3

**B13**

11	12	13	15
2	2	2	2

**B51**

11	12	13	15
2	2	2	3

**B71**

11	12	13	15
18	20	22	26

**B75**

11	12	13	15
36	40	44	52

**B95**

11	12	13	15
3	3	3	3

**BA4**

11	12	13	15
5	6	6	7

**BB3**

11	12	13	15
8	10	10	12

BB6



11	12	13	15
3	4	4	5

BB7



11	12	13	15
10	10	10	10

BF7



11	12	13	15
5	6	6	7

BG1



11	12	13	15
30	35	35	40

BG2



11	12	13	15
3	4	4	5

BG3



11	12	13	15
3	4	4	5

BG4



11	12	13	15
8	10	10	12

C49



11	12	13	15
1	1	1	1

C50



11	12	13	15
1	1	1	1

C54



11	12	13	15
6	7	7	8

C57



11	12	13	15
45	49	53	61

C58



11	12	13	15
3	3	3	3

C76



11	12	13	15
10	10	10	10

C77



11	12	13	15
30	35	35	40

C83



11	12	13	15
6	7	7	8

CD3



11	12	13	15
12	14	14	16

CE3



11	12	13	15
5	6	6	7

CE4



11	12	13	15
1	1	1	1

CF8



11	12	13	15
18	20	22	26

D38



11	12	13	15
10	10	10	10

D40



11	12	13	15
10	10	10	10

D43



11	12	13	15
6	7	7	8

F09



11	12	13	15
1	1	1	1

F12



11	12	13	15
2	2	2	2

F20



11	12	13	15
4	4	4	4

F33



11	12	13	15
2	2	2	2

F54



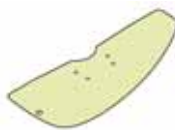
11	12	13	15
1	1	1	1

L42



11	12	13	15
10	11	12	14

L43



11	12	13	15
1	1	1	1

N16



11	12	13	15
1	1	1	1

N17



11	12	13	15
1	1	1	1

N18



11	12	13	15
7	8	9	11

N19

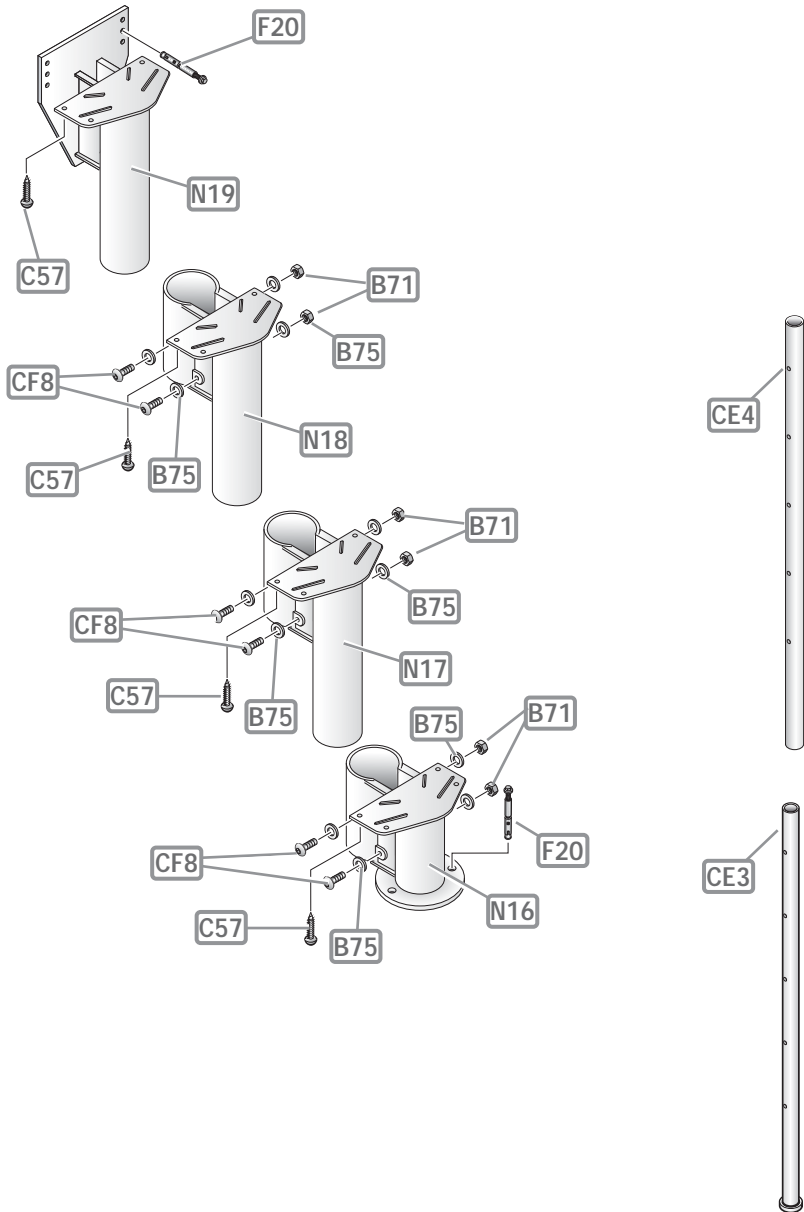


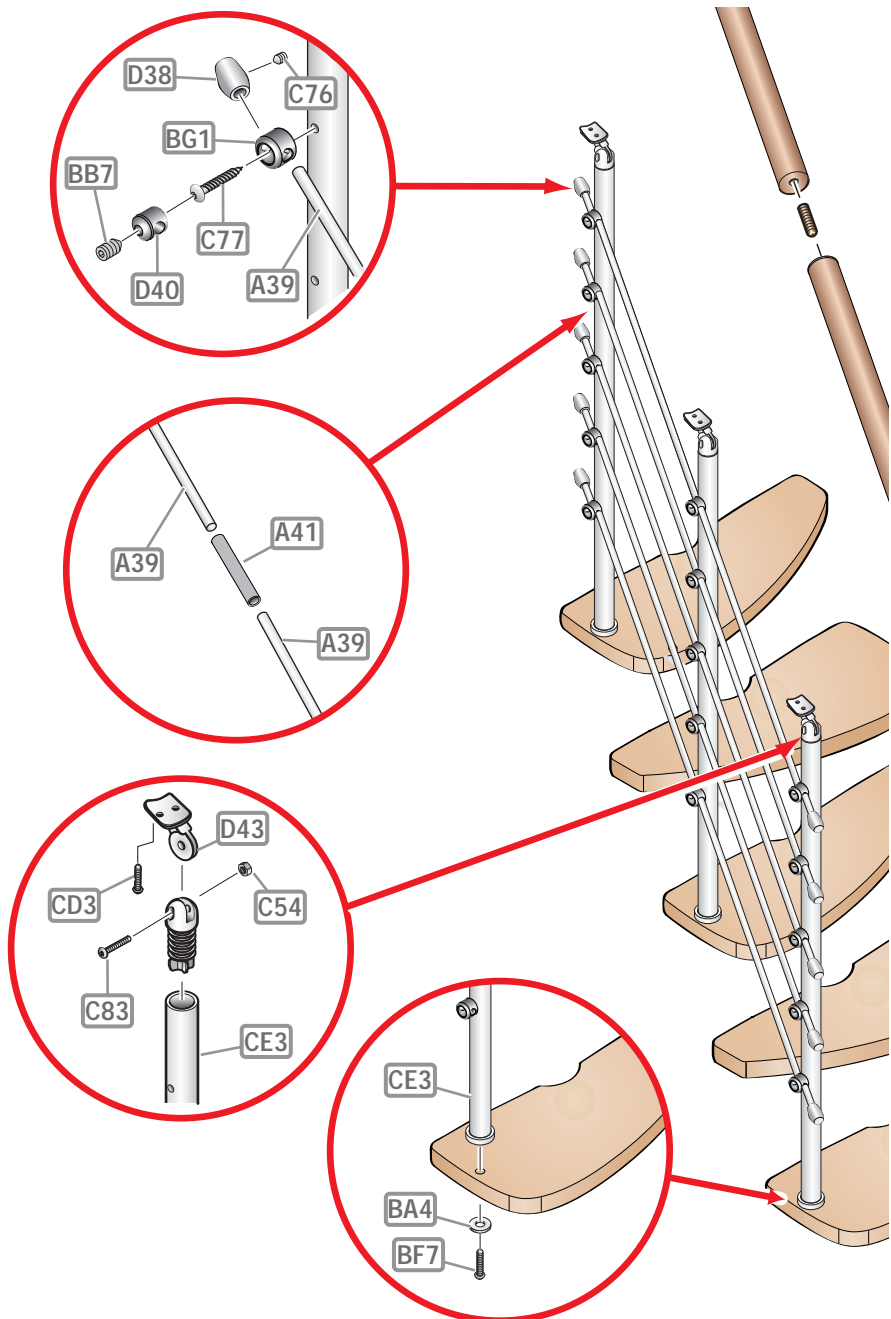
11	12	13	15
1	1	1	1

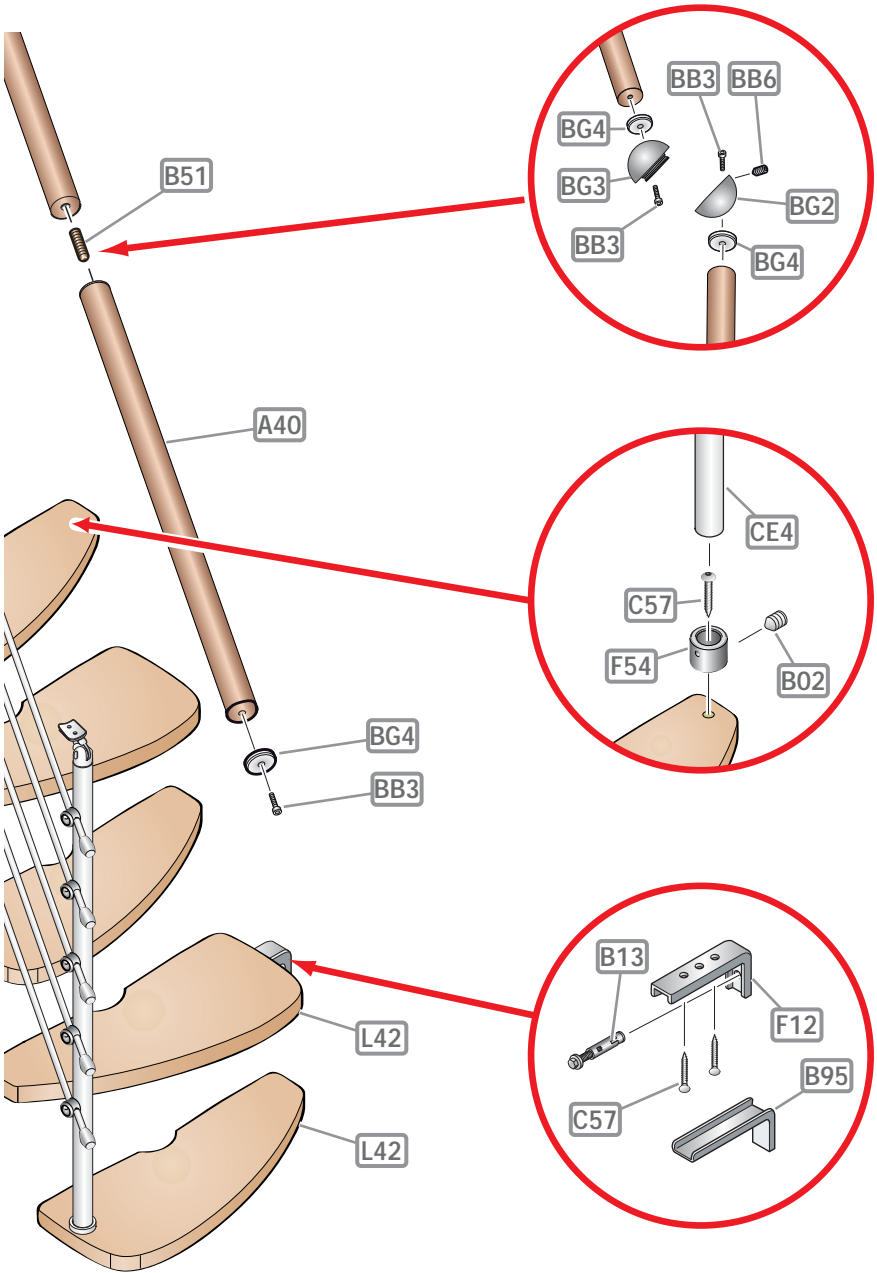
X01



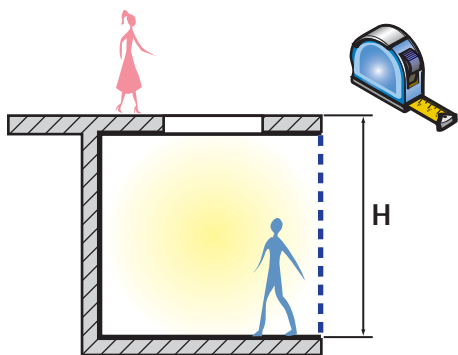
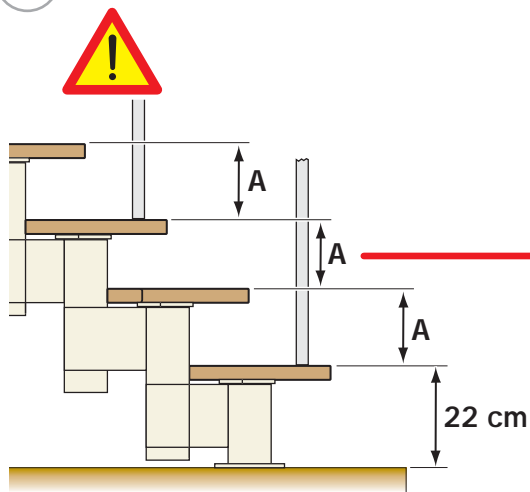








4

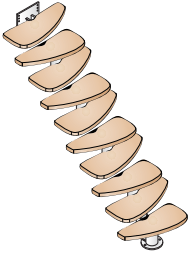


- 11 (N) → H = 212 ÷ 257 cm
- 12 (N) → H = 231 ÷ 280 cm
- 13 (N) → H = 250 ÷ 304 cm
- 15 (N) → H = 288 ÷ 351 cm

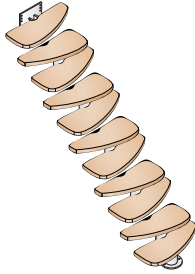


16 - 20

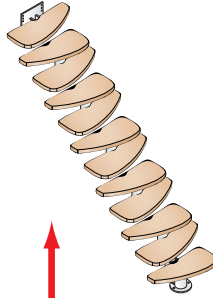
11 (N)



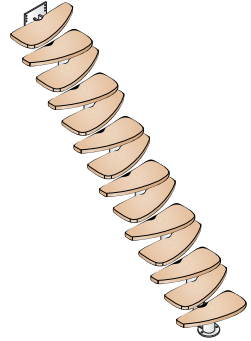
12 (N)



13 (N)

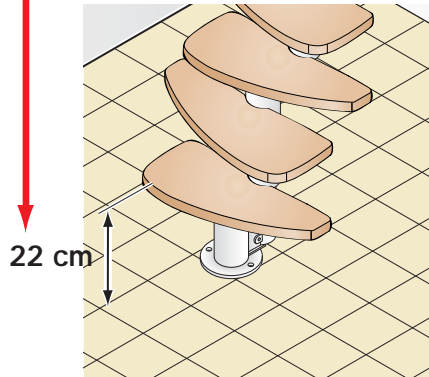
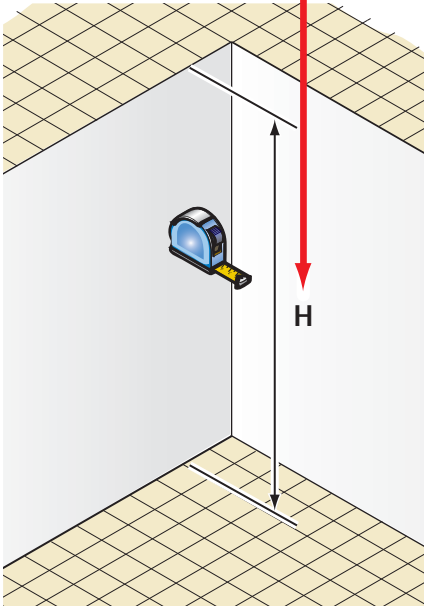


15 (N)

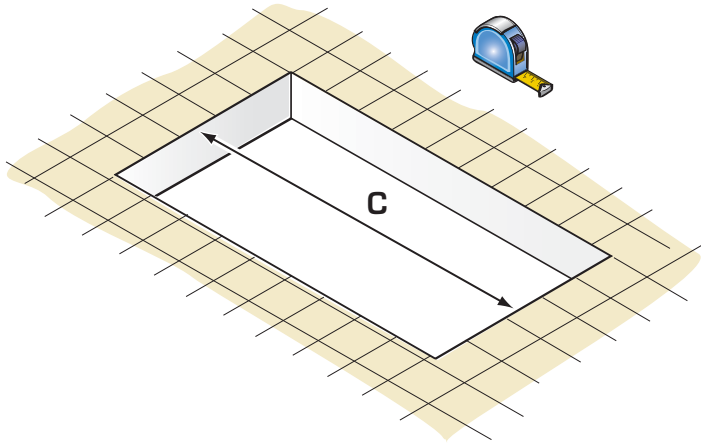


$A = H - 22 \text{ cm} / N - 1$

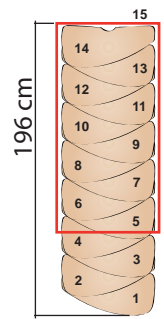
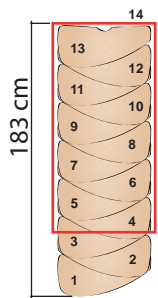
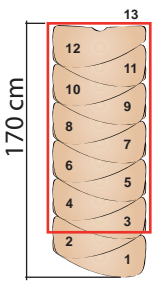
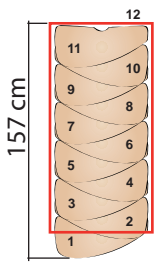
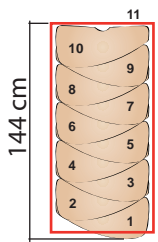
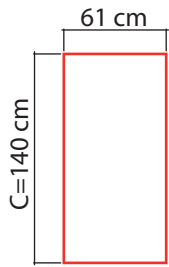
(  $A = 19 \div 23,5 \text{ cm}$  )



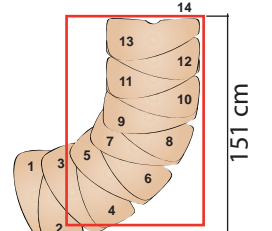
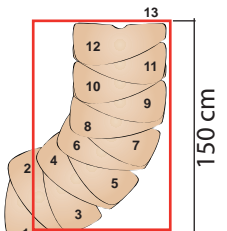
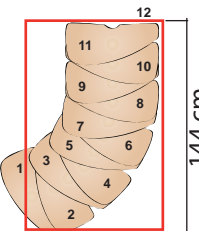
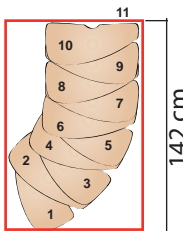
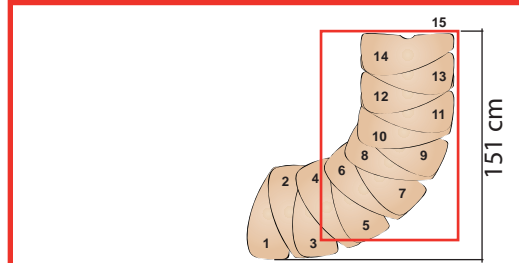
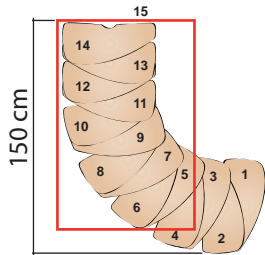
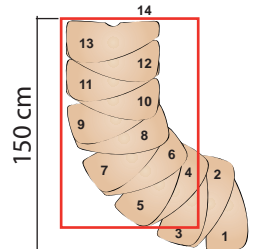
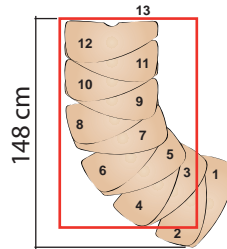
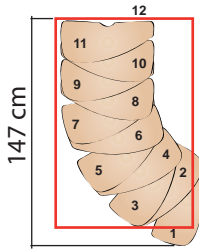
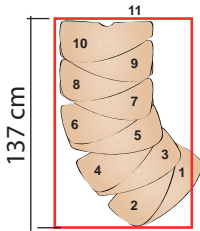
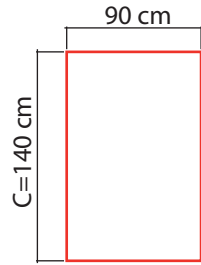
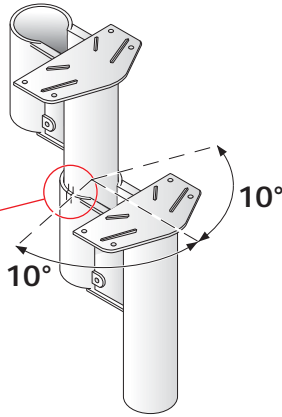
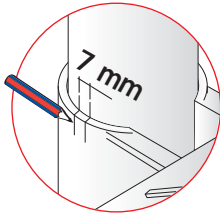
5

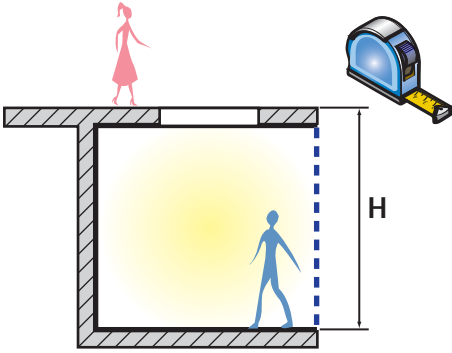


6 a

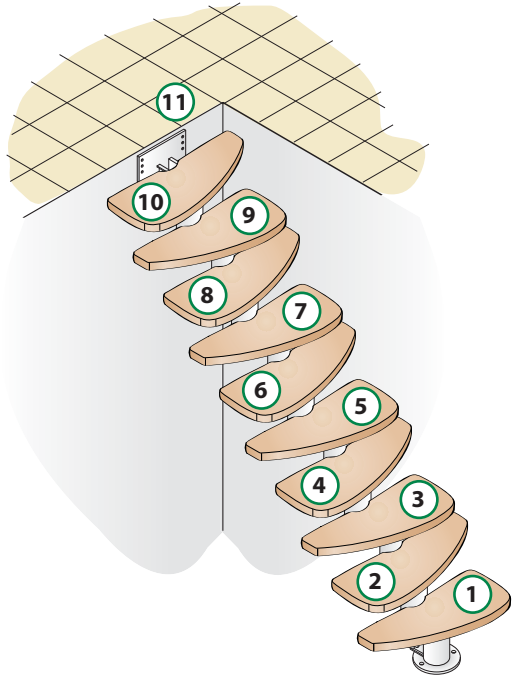
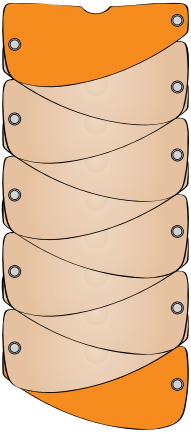


6 b

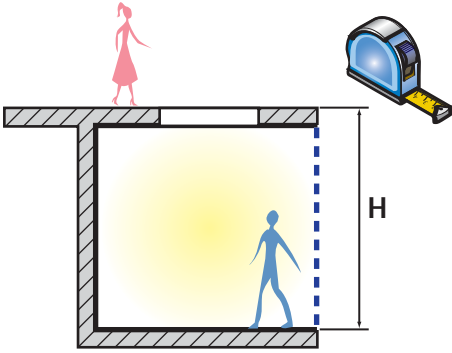




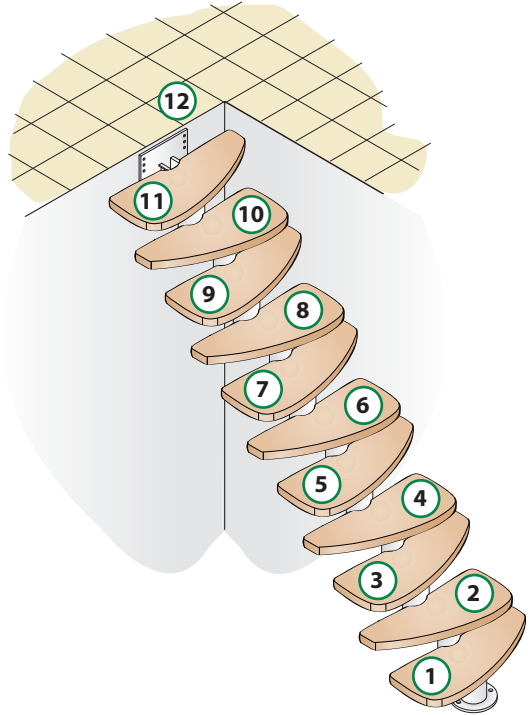
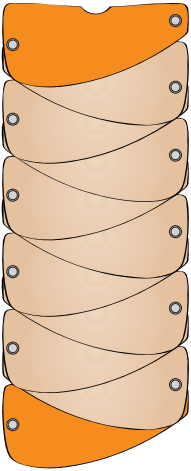
$$H = 212 \div 257 \text{ cm}$$

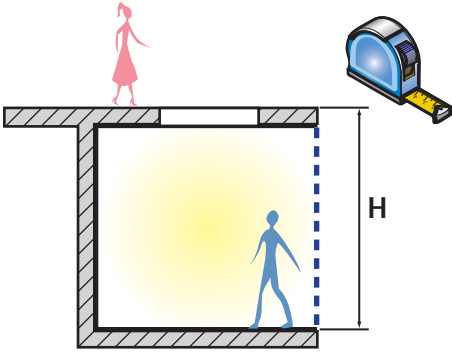




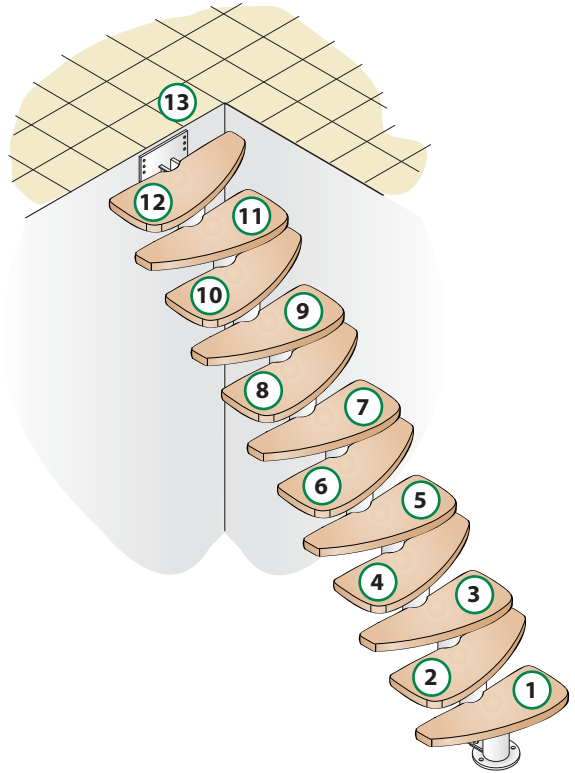
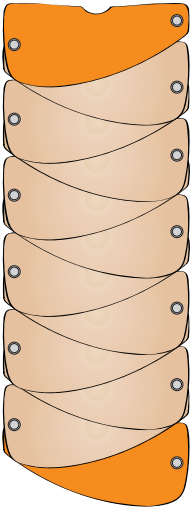


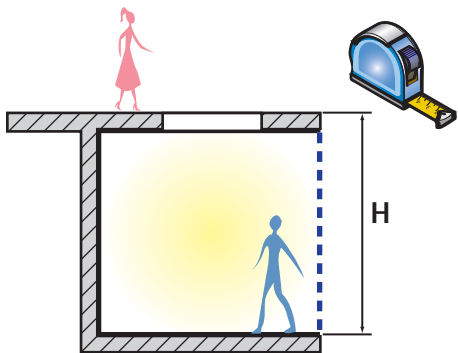
$$H = 231 \div 280 \text{ cm}$$



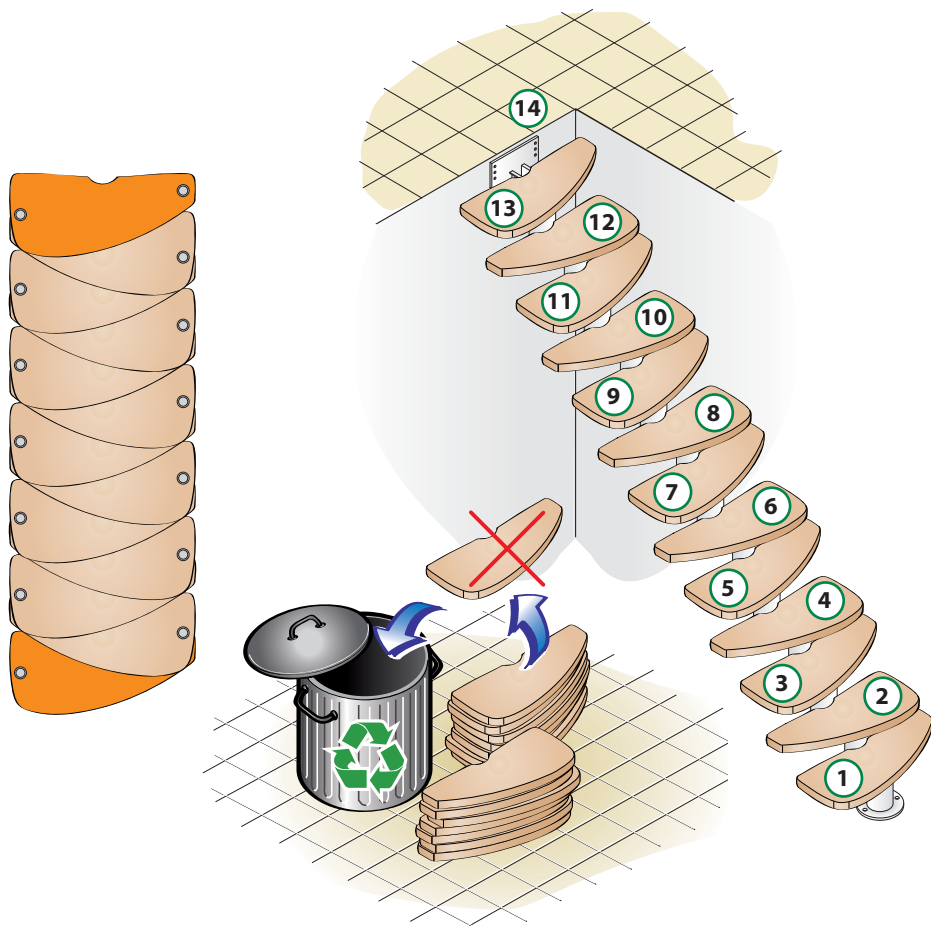


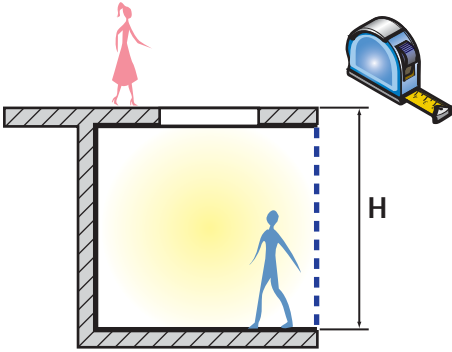
$$H = 250 \div 304 \text{ cm}$$





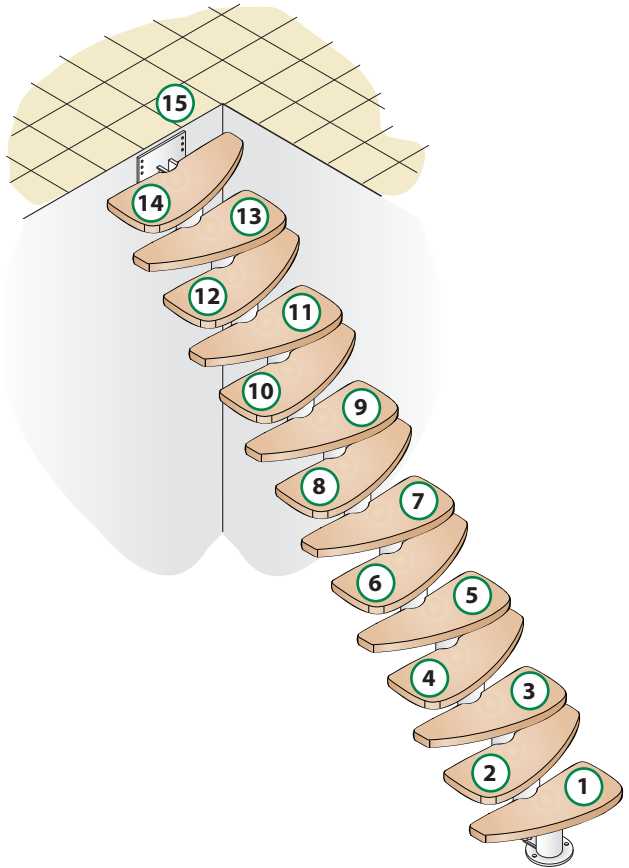
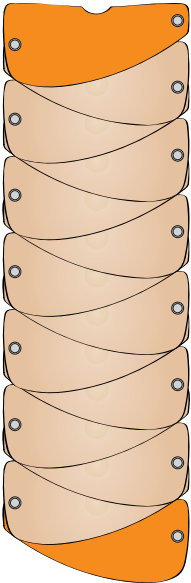
$$H = 269 \div 327 \text{ cm}$$

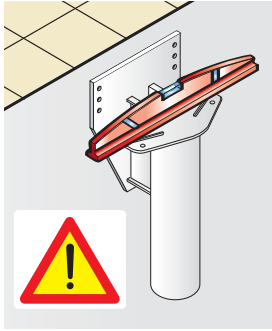




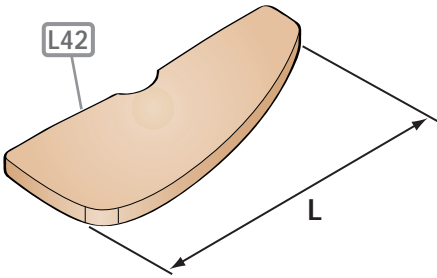
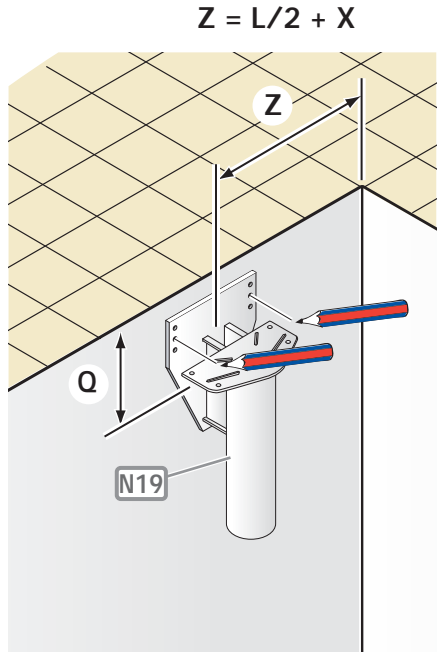
$$H = 269 \div 327 \text{ cm } \textcircled{14}$$

$$H = 288 \div 351 \text{ cm } \textcircled{15}$$

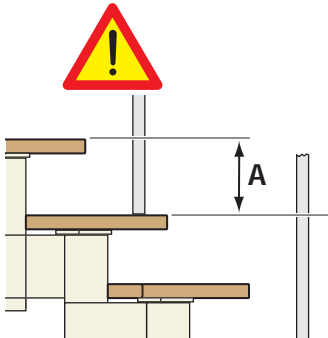
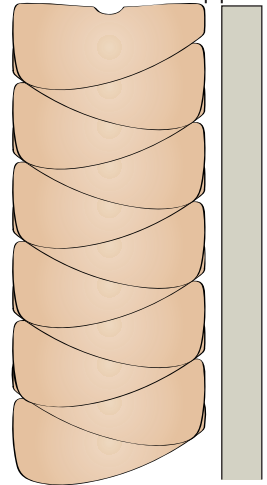


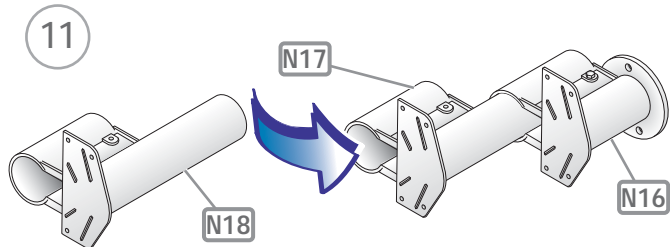
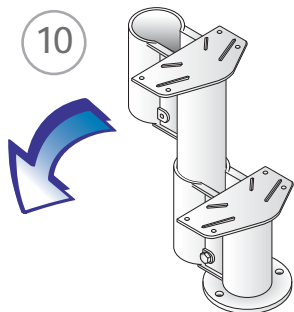
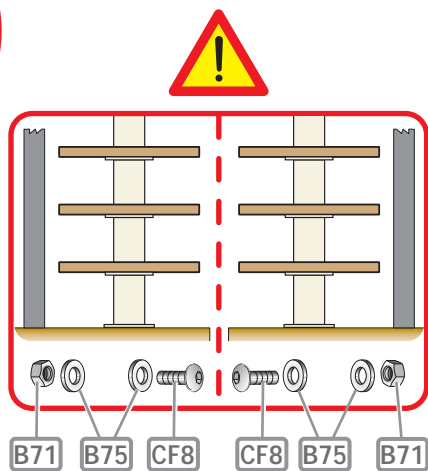
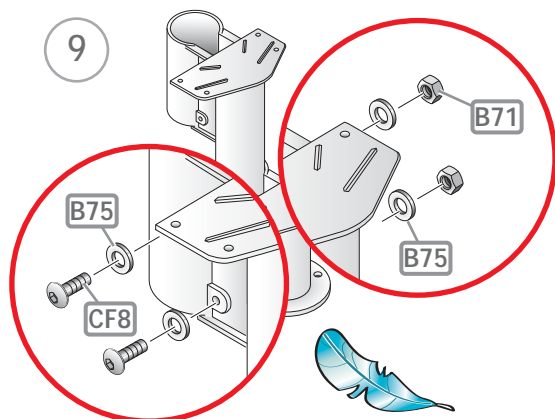
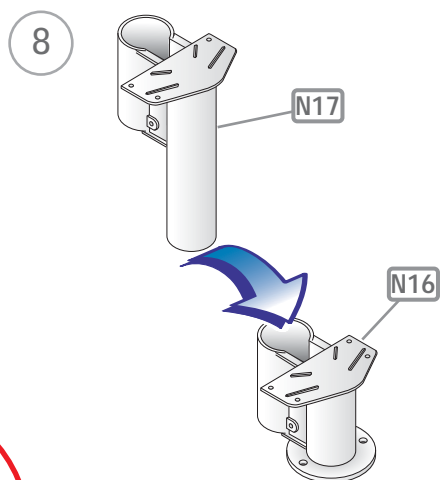
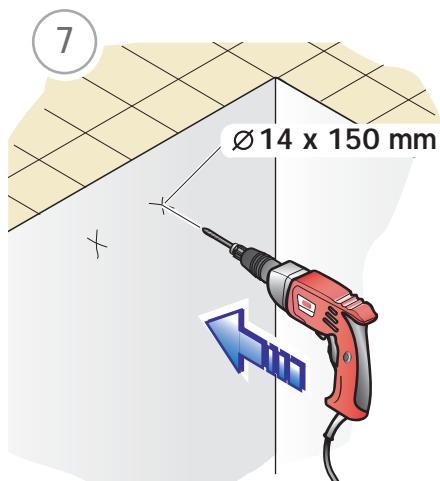


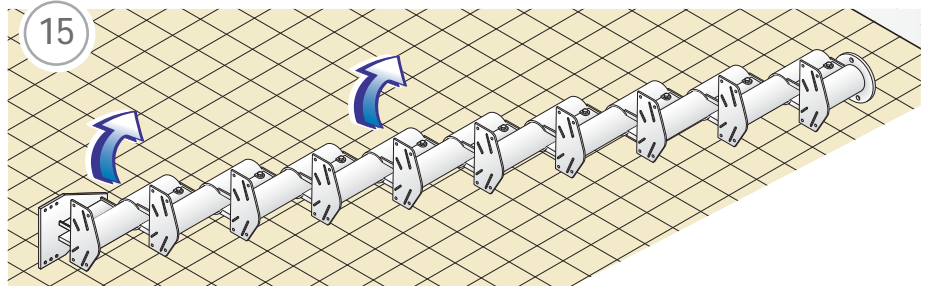
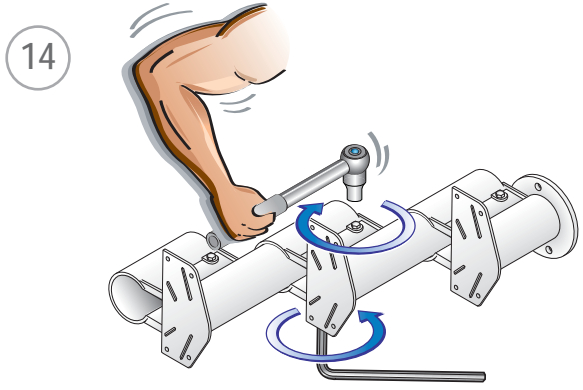
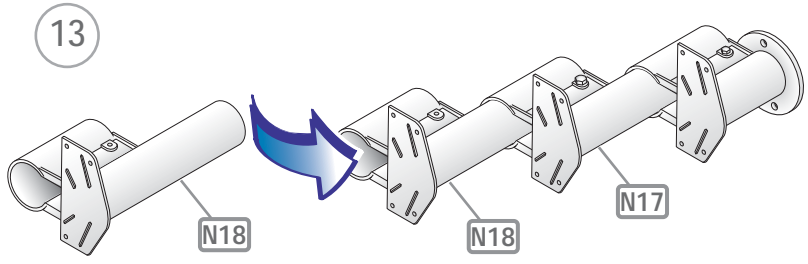
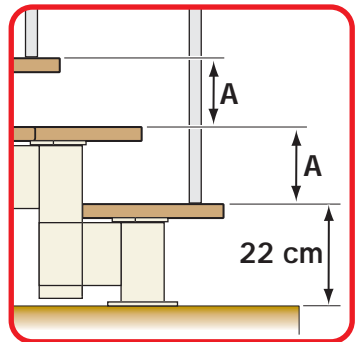
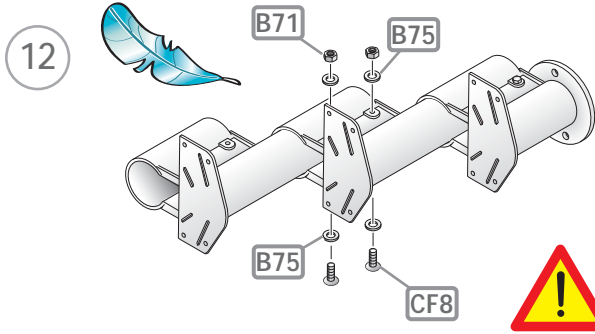
$$Q = A + 3,5 \text{ cm}$$

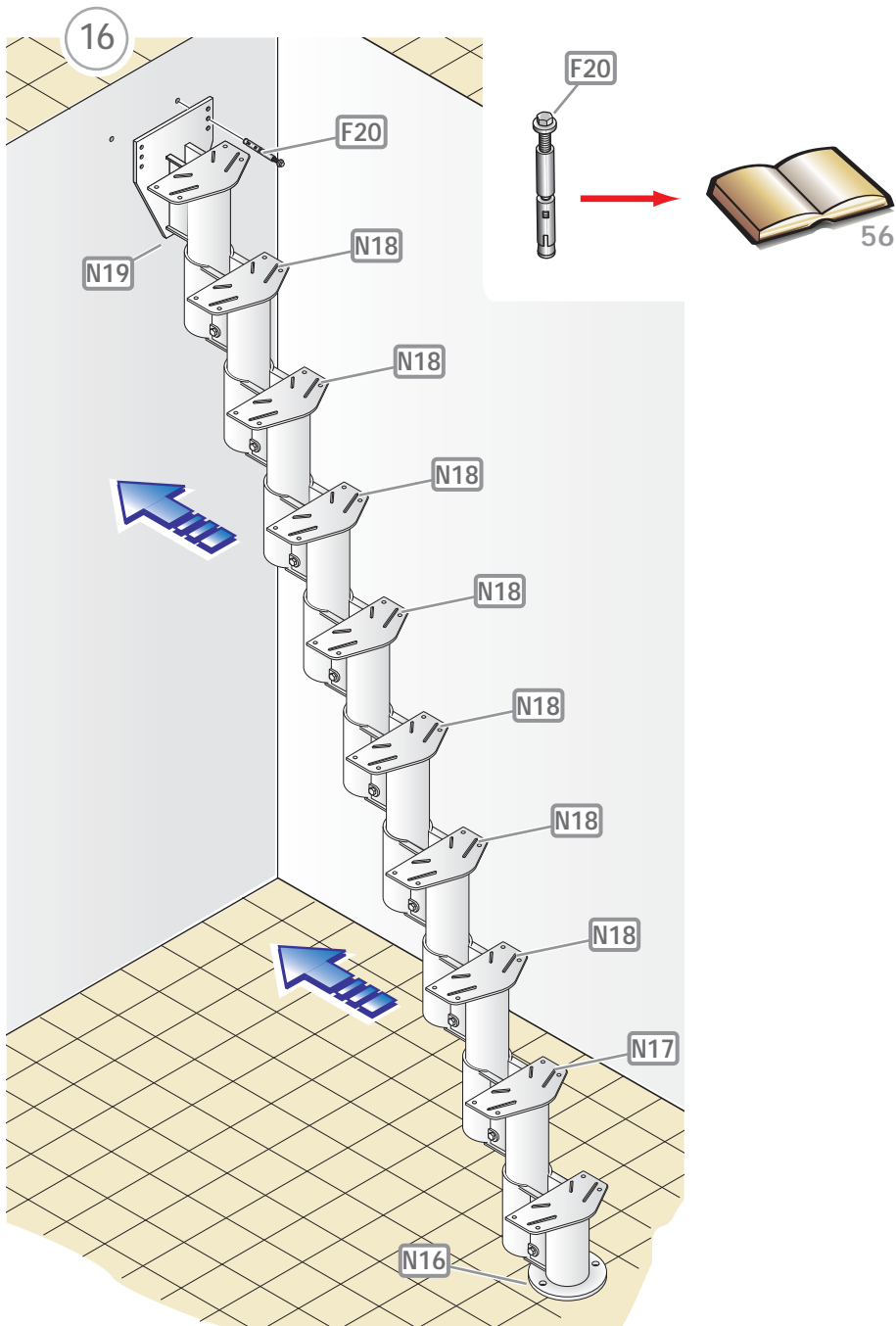


$$X = 2 \div 6 \text{ cm}$$

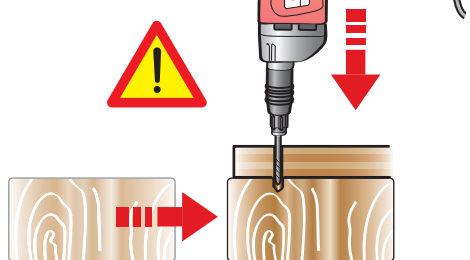
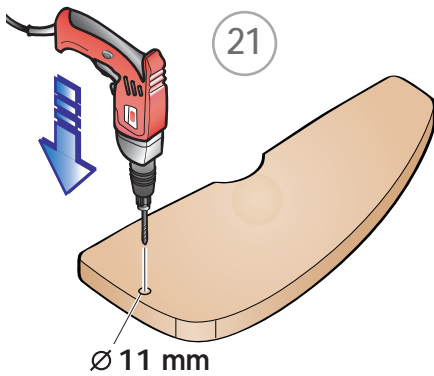
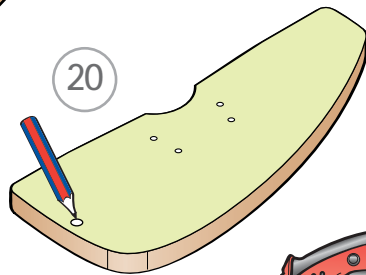
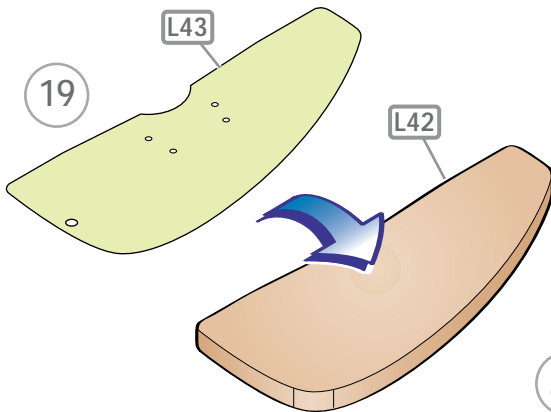
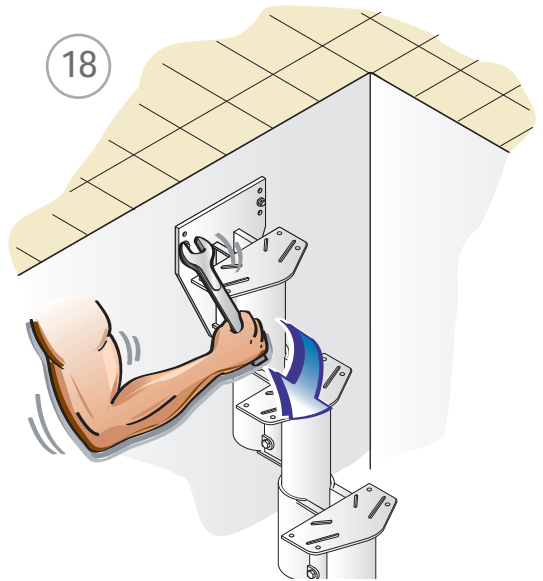
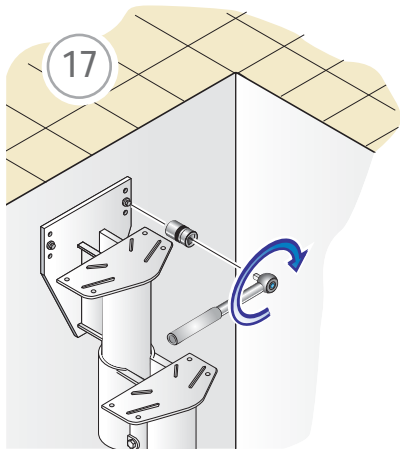




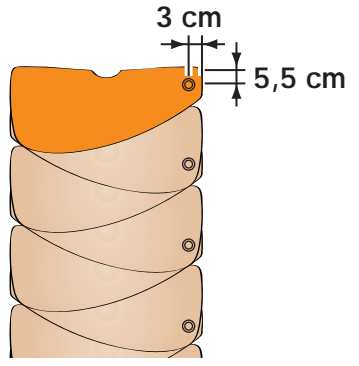
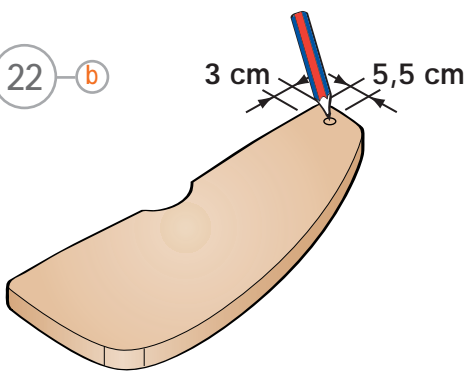






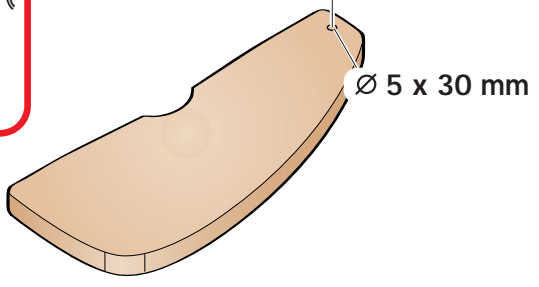
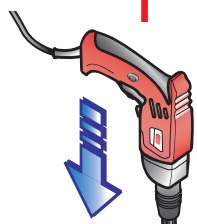
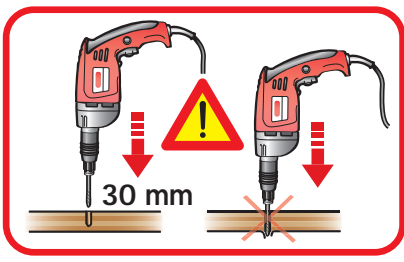


22 - b

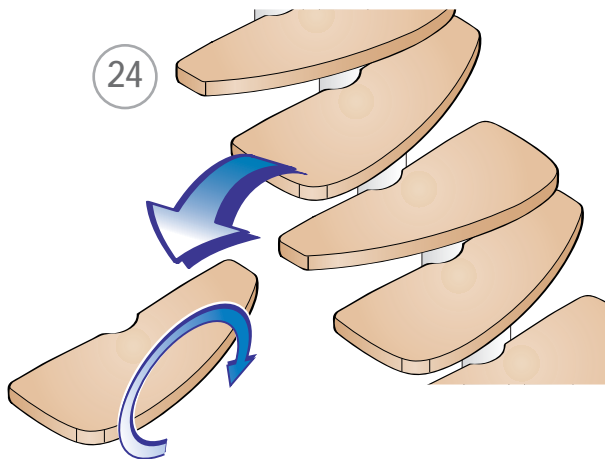


16 - 20

23 - b

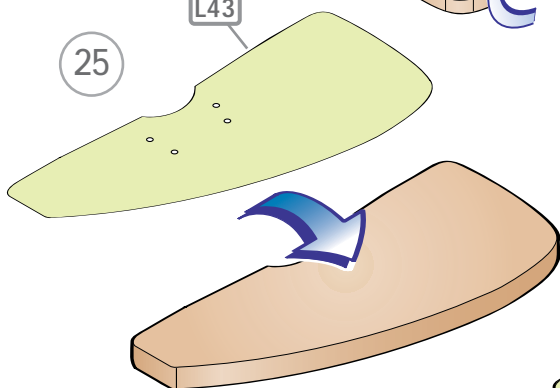


24

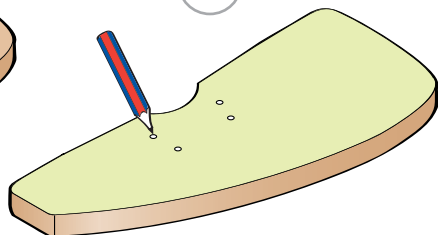


25

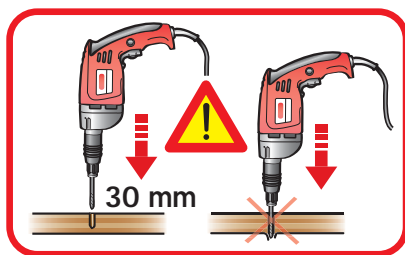
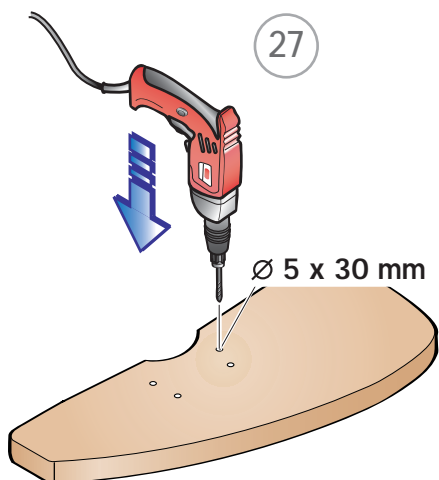
L43

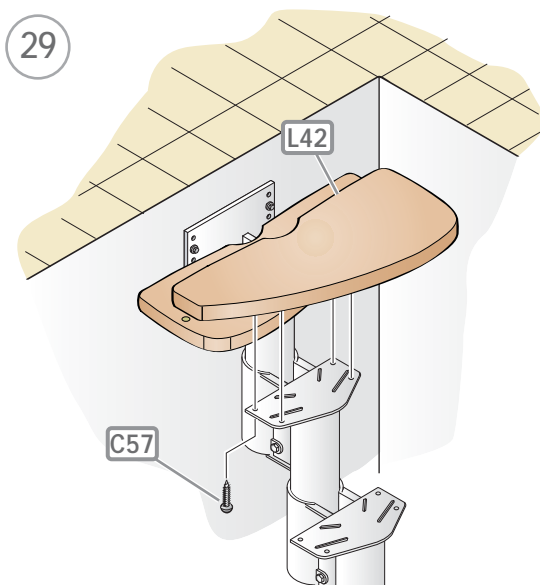
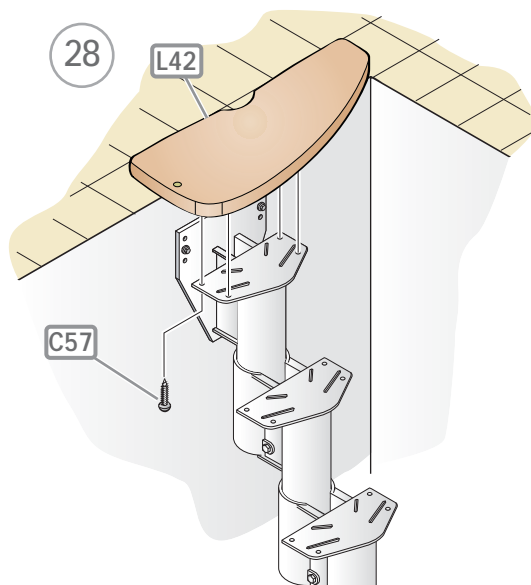


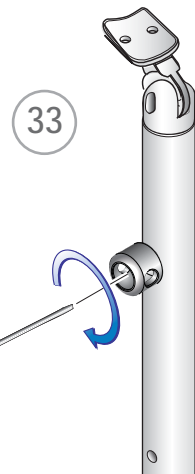
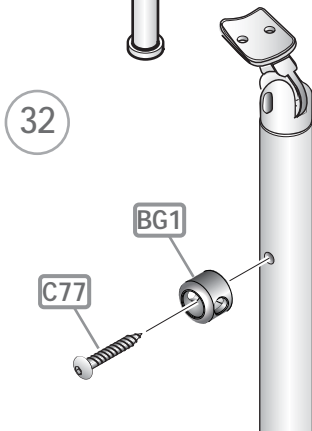
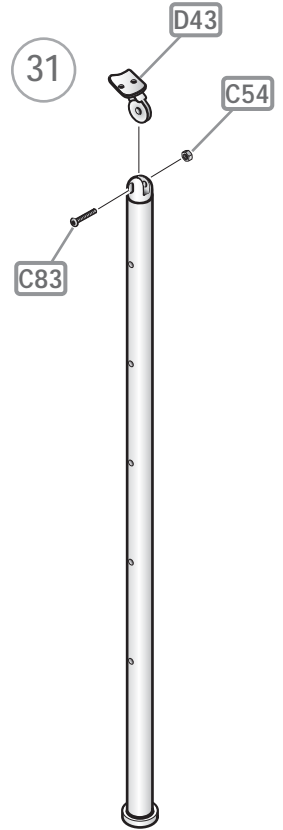
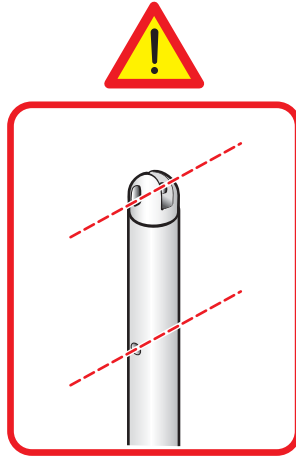
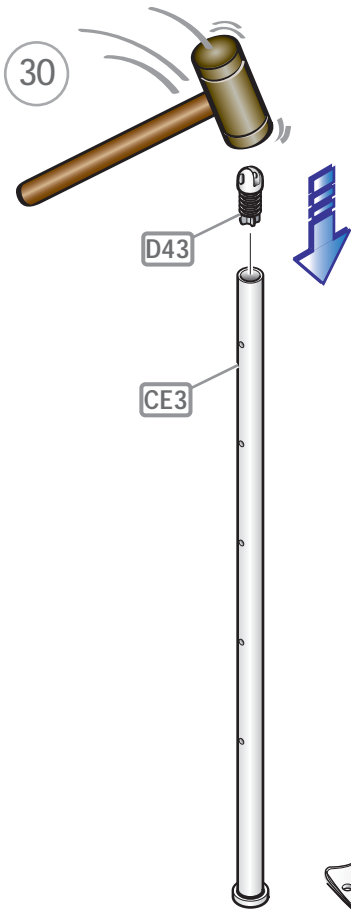
26

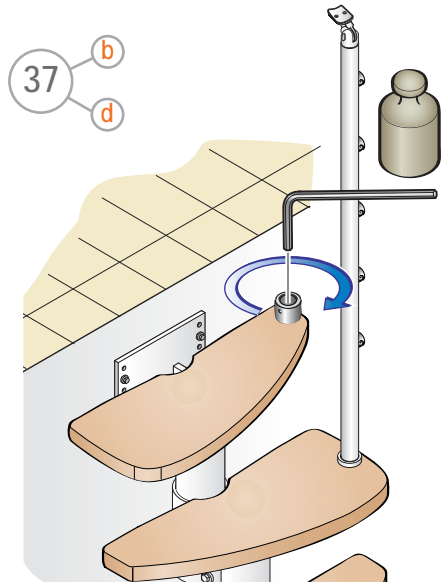
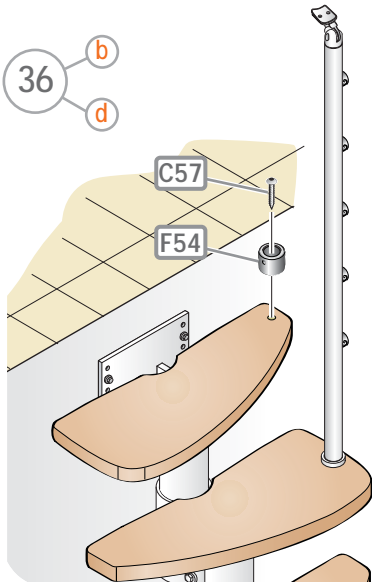
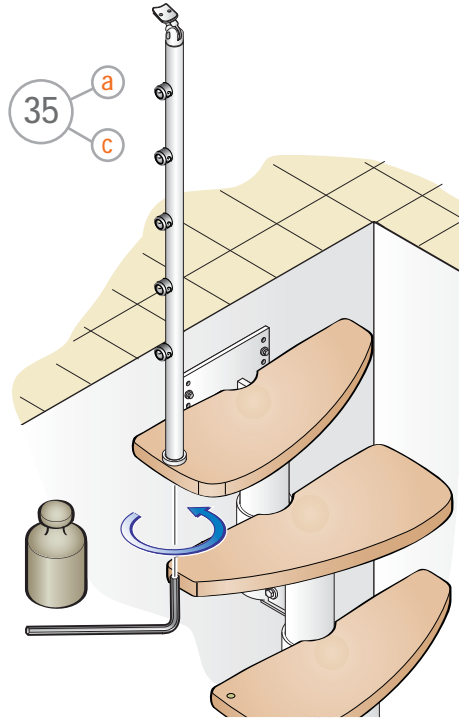
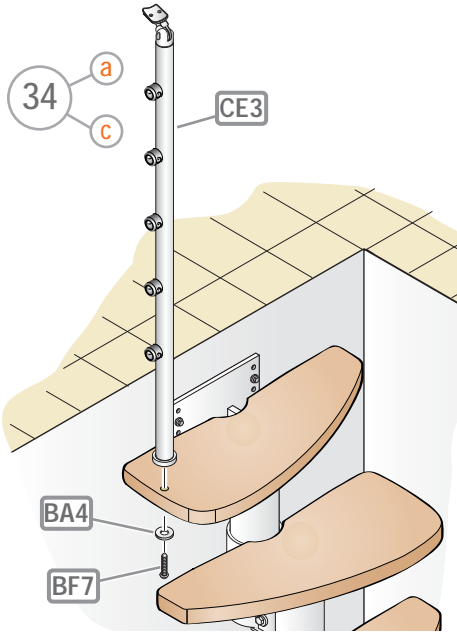


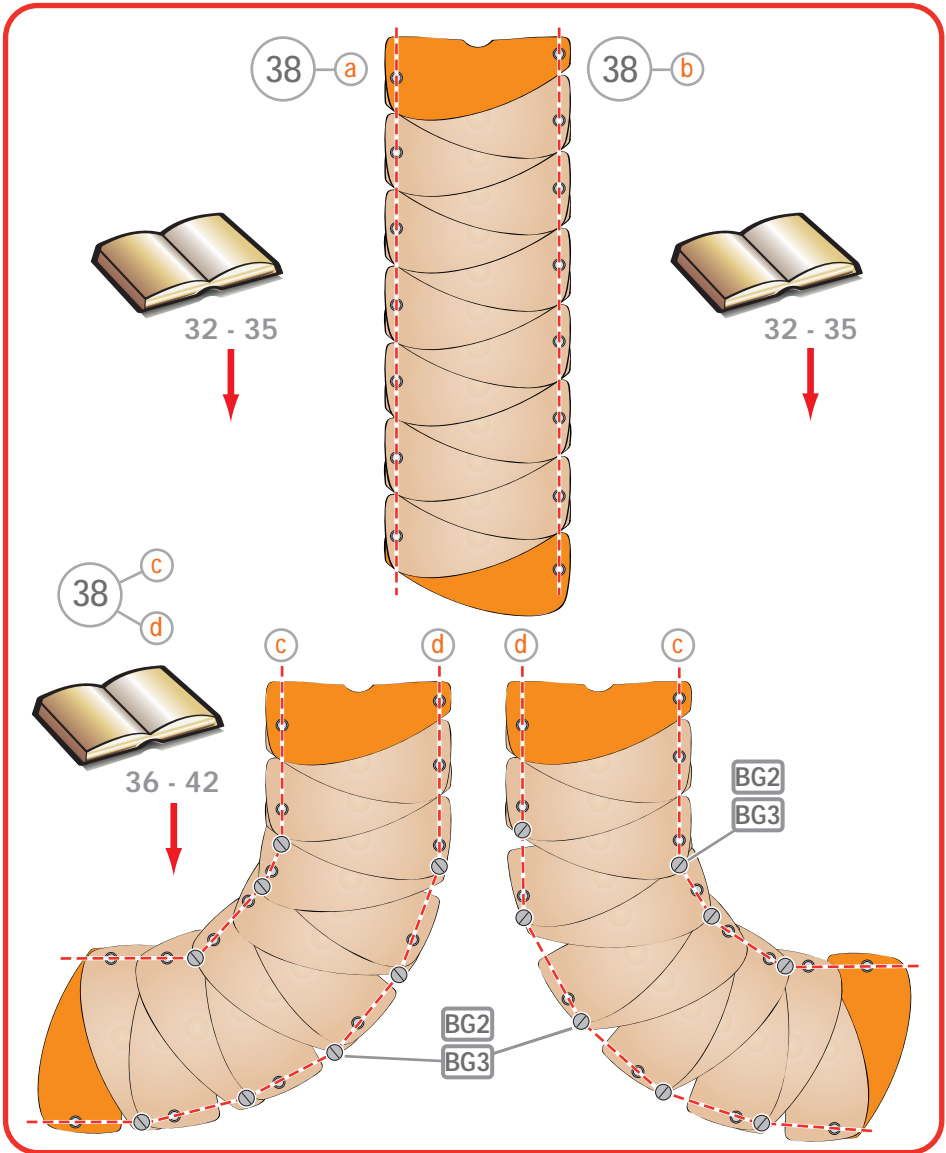
27

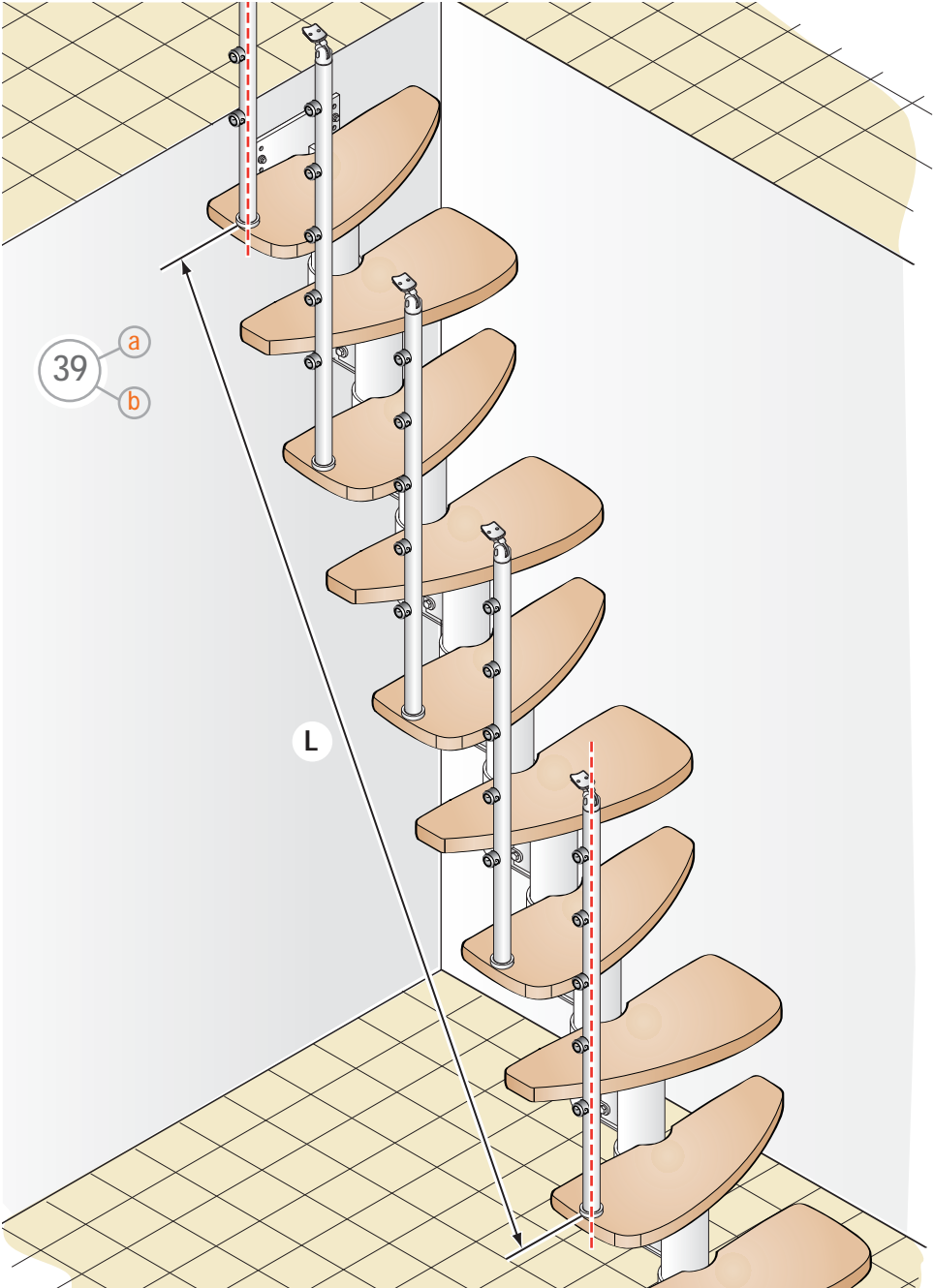




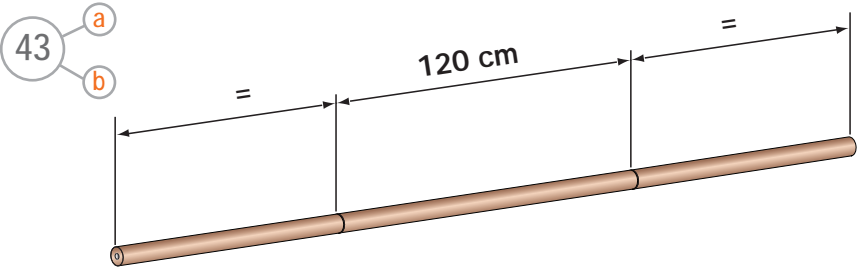
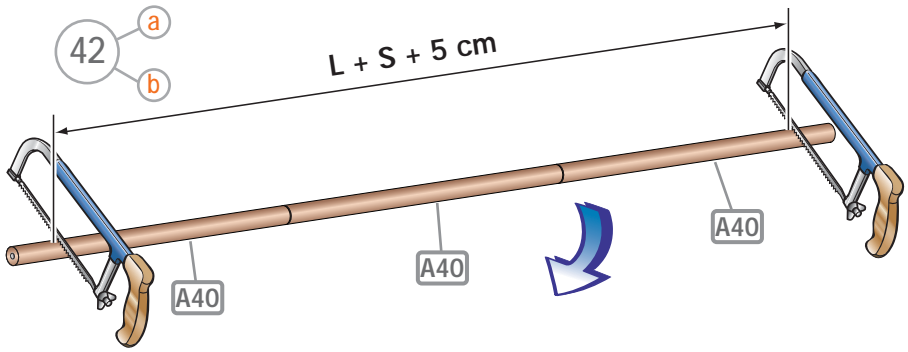
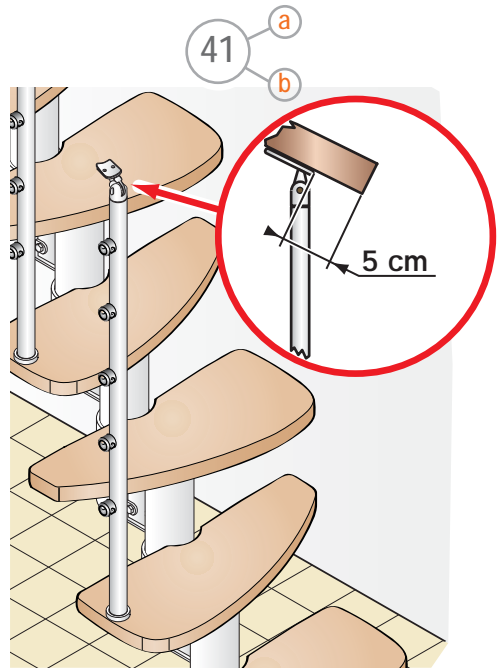
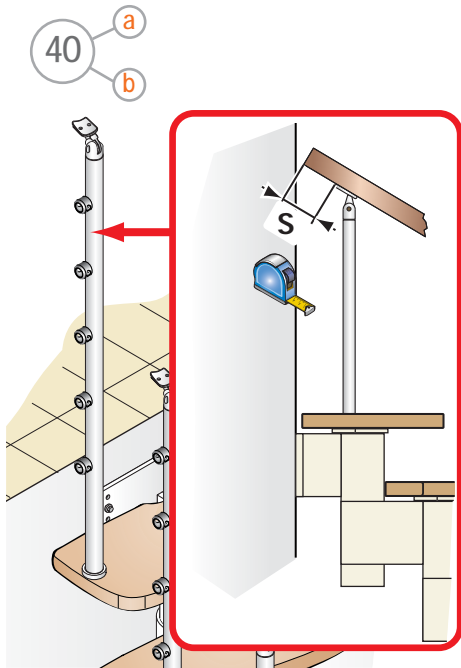


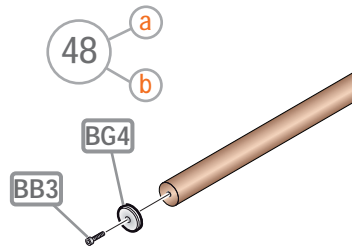
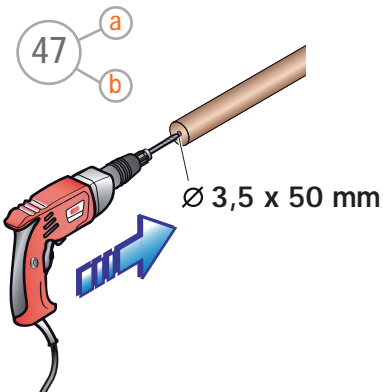
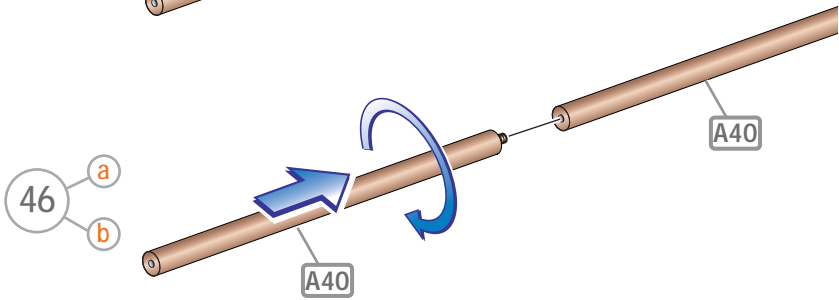
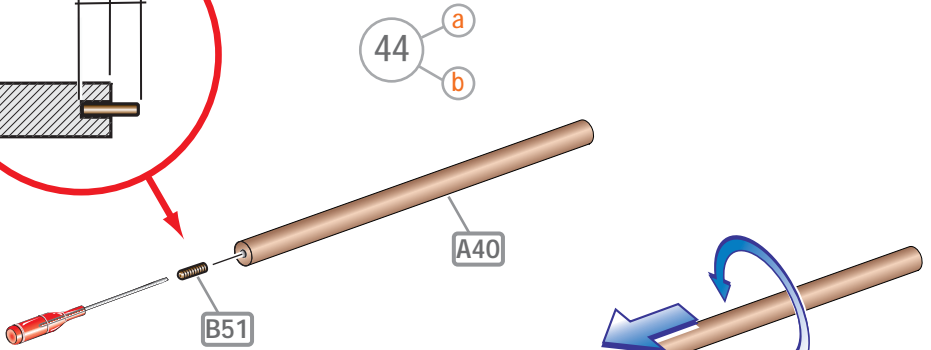
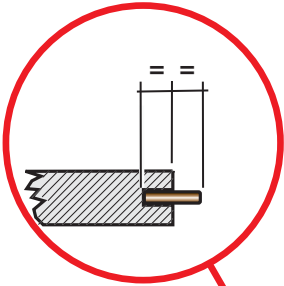


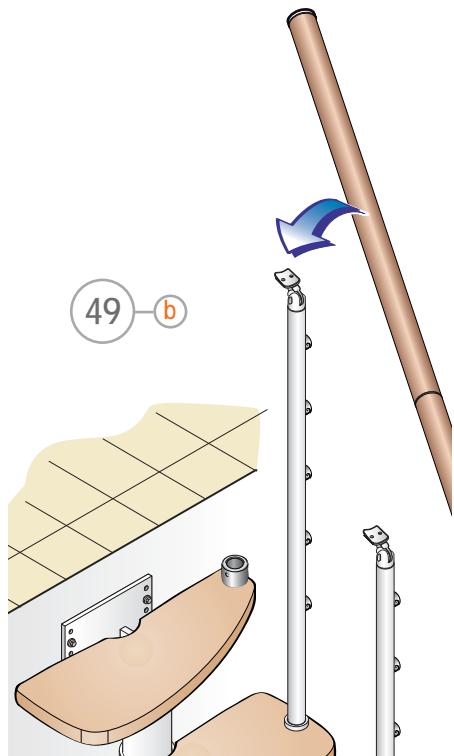
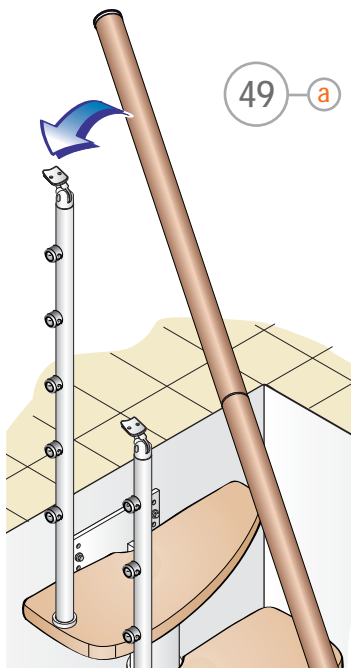


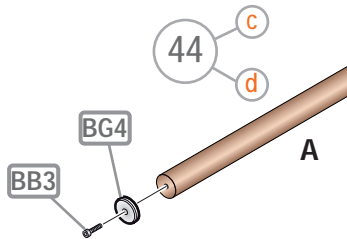
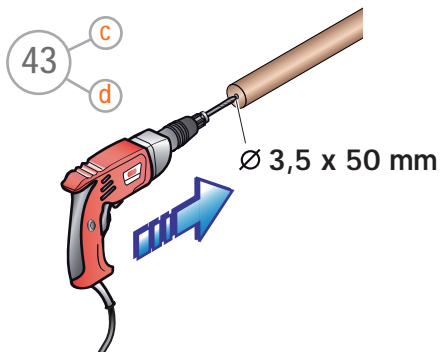
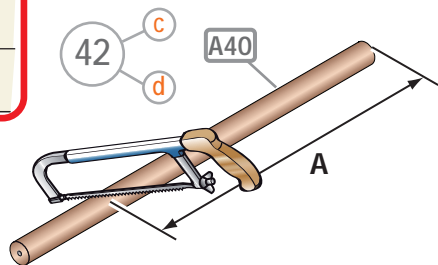
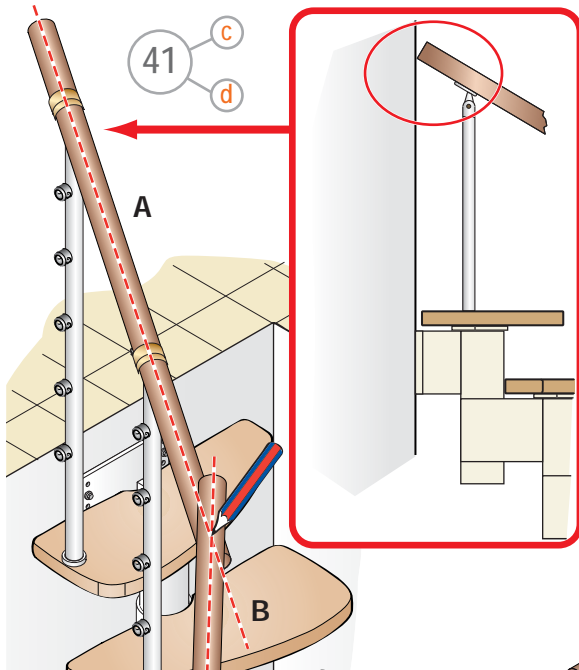
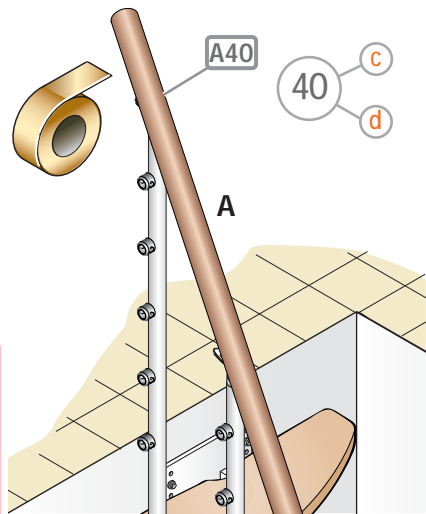
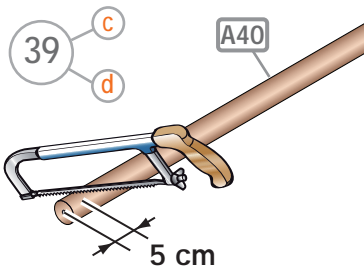


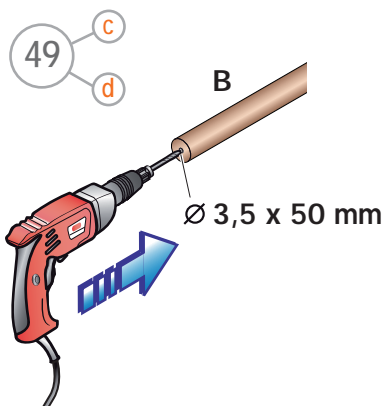
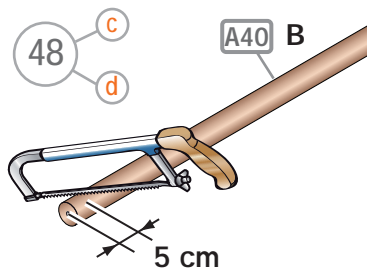
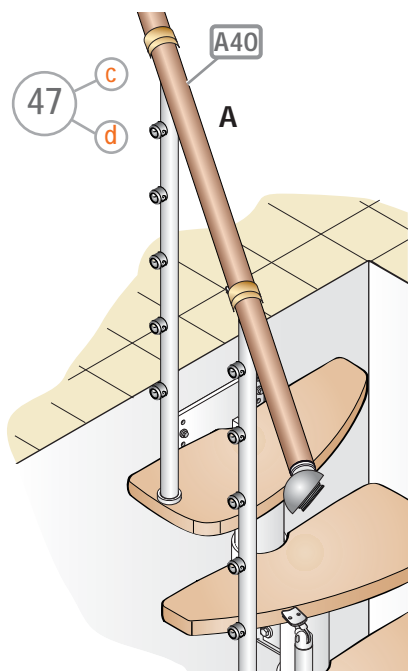
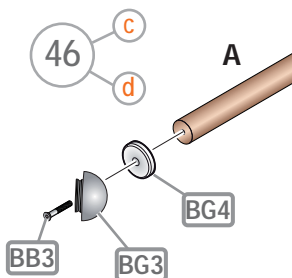


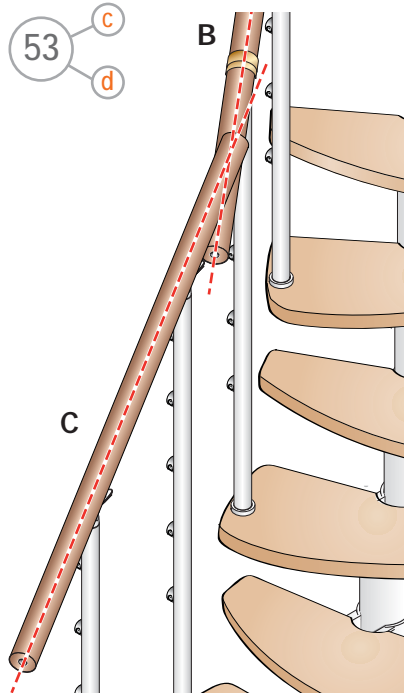
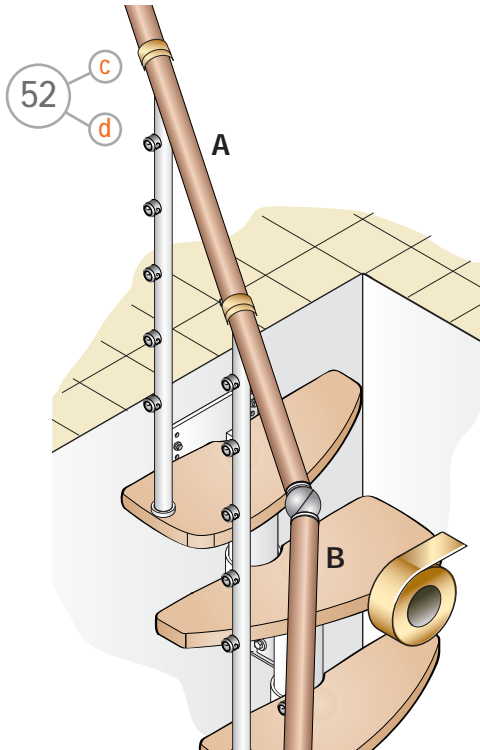
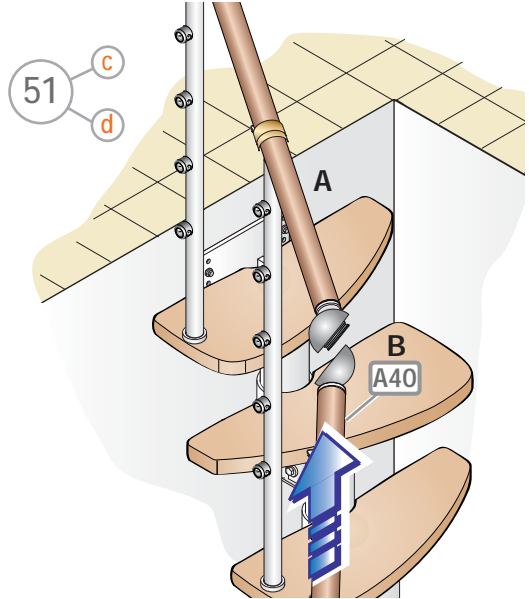
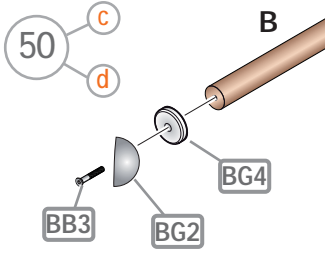


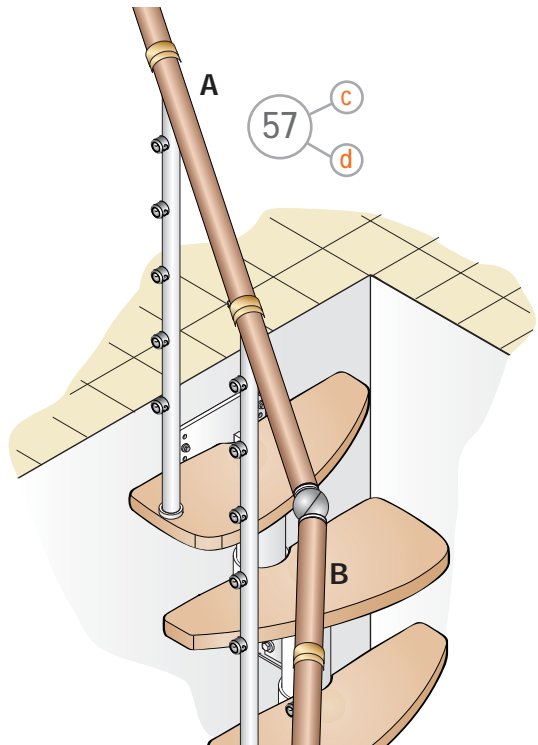
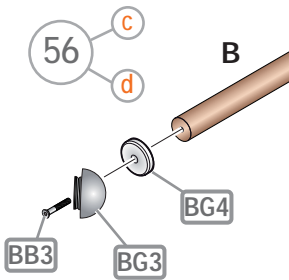
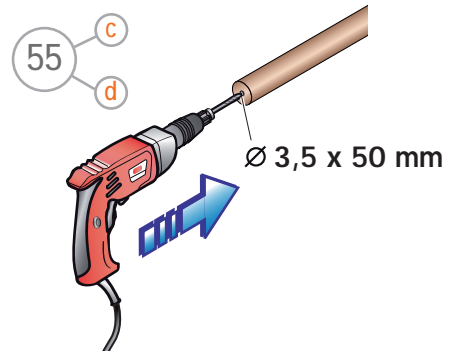
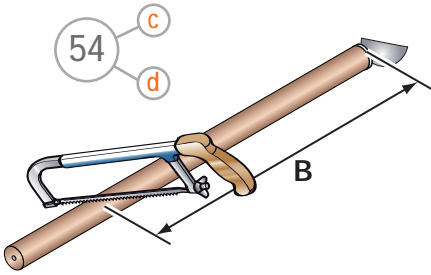


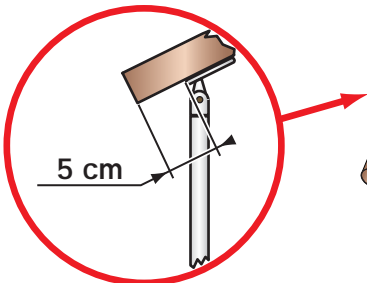
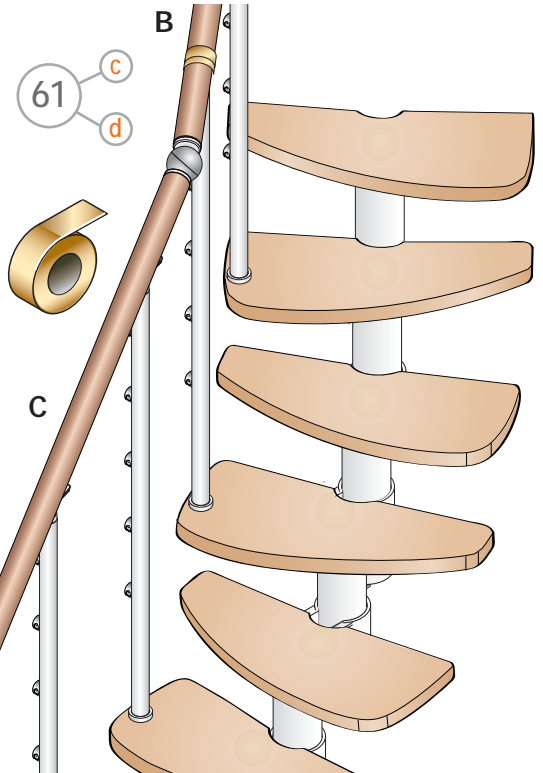
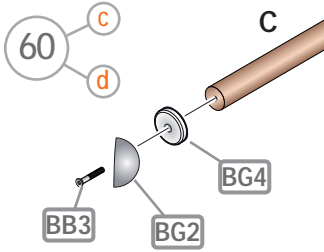
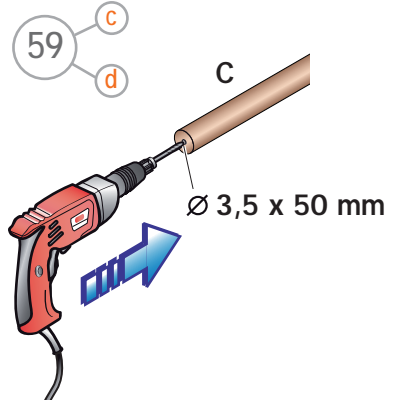
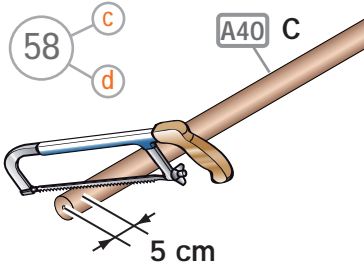




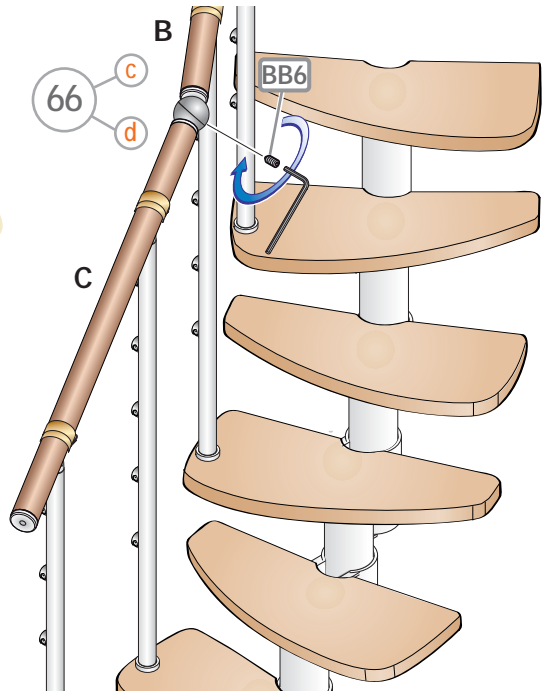
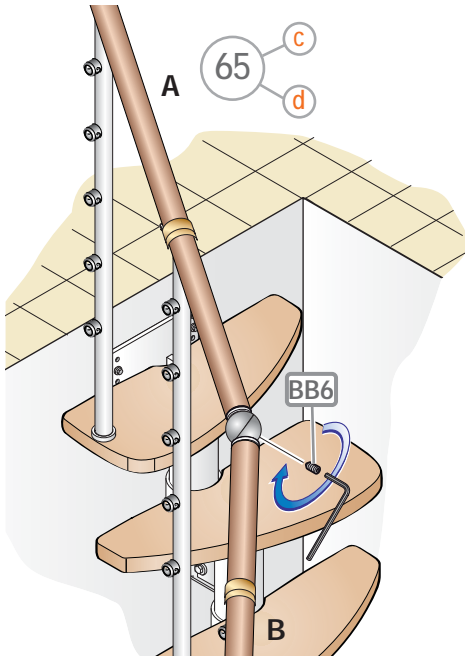
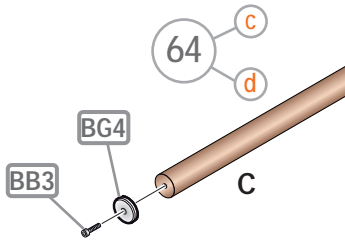
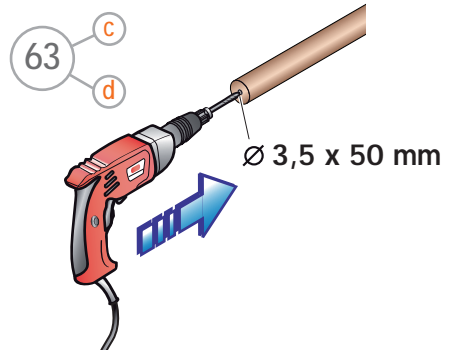
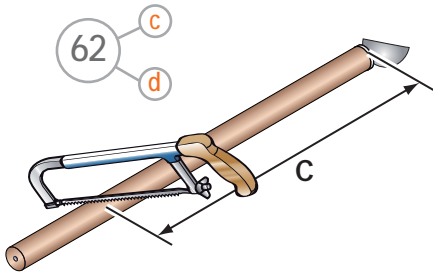




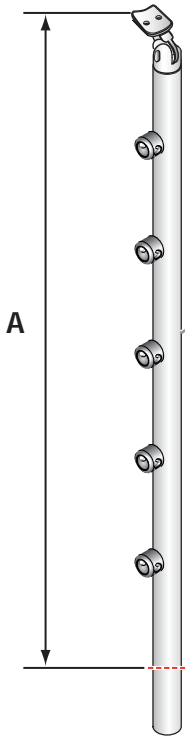
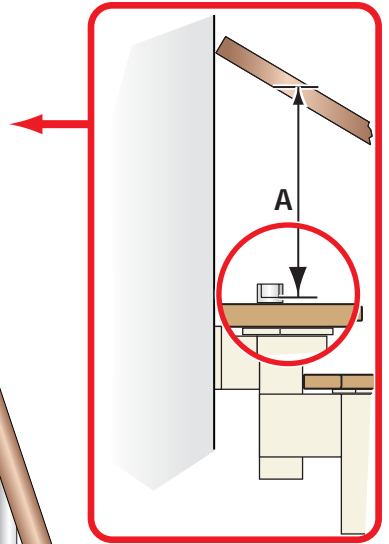
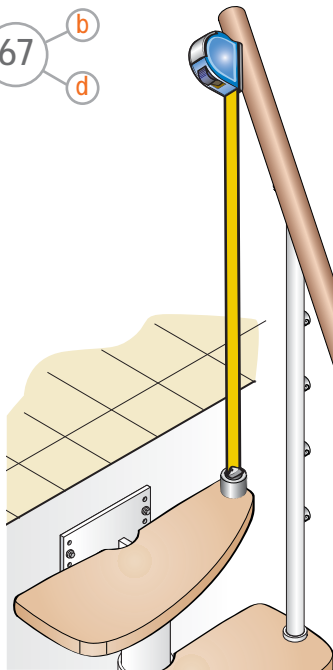








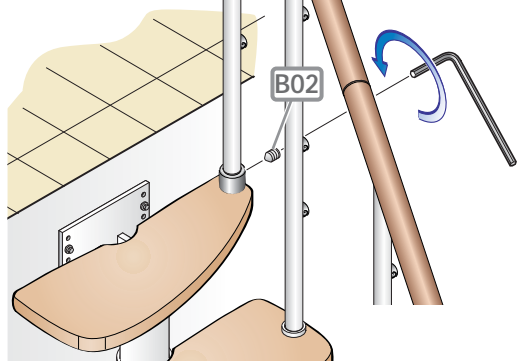
67  
b  
d



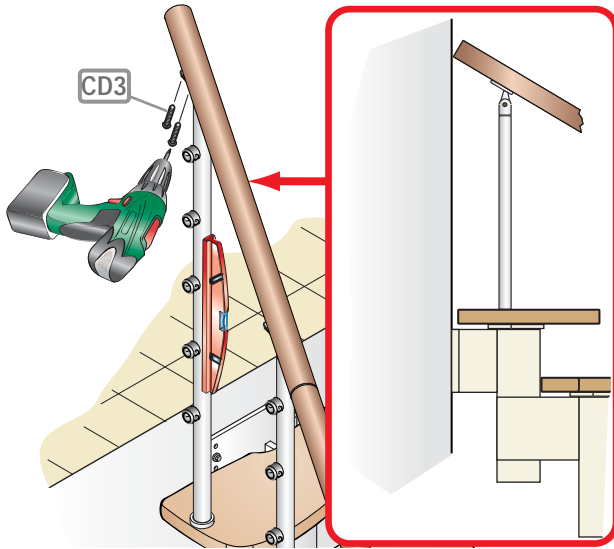
68  
b  
d

CE4

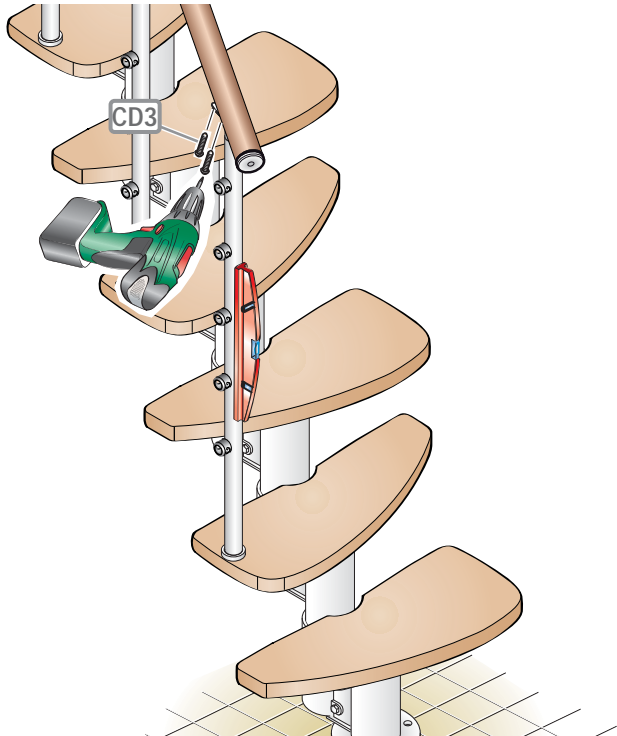
69  
b  
d



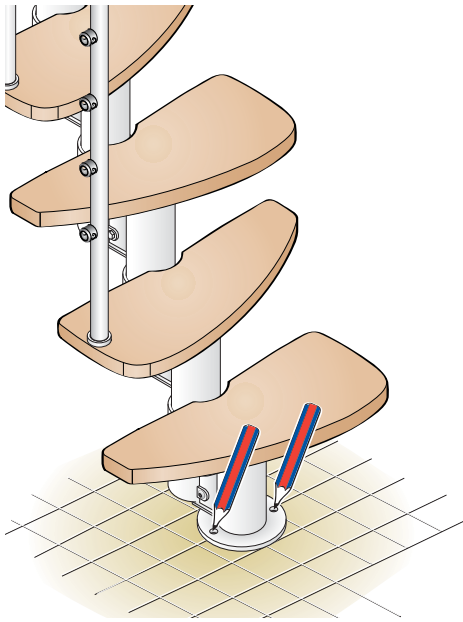
70



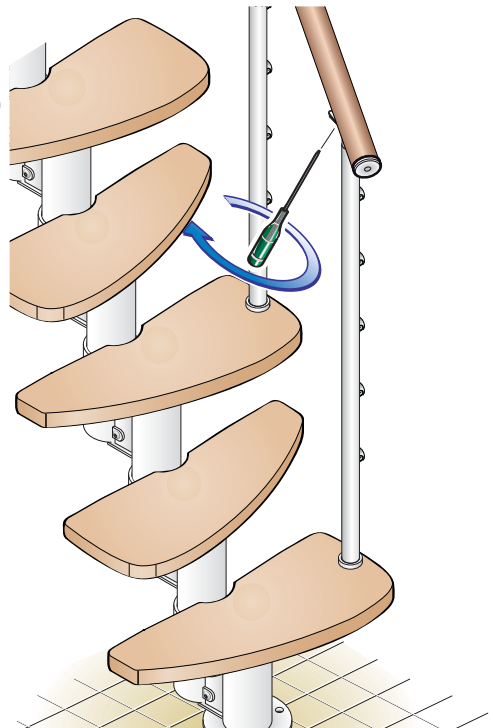
71



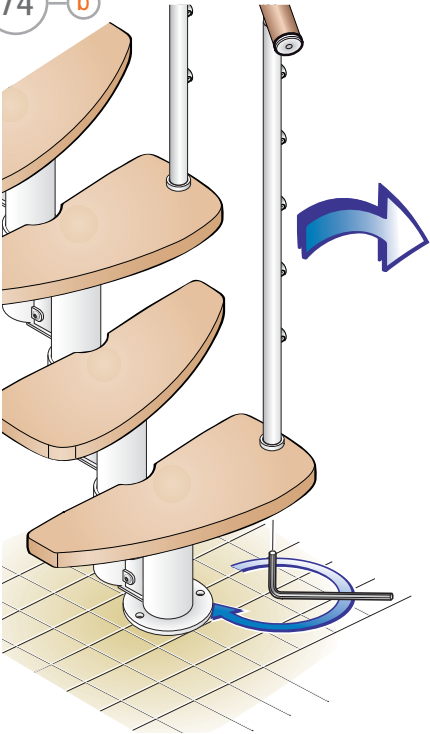
72



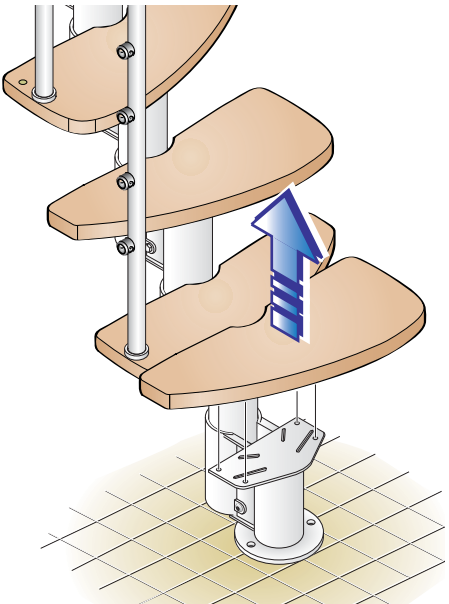
73 b



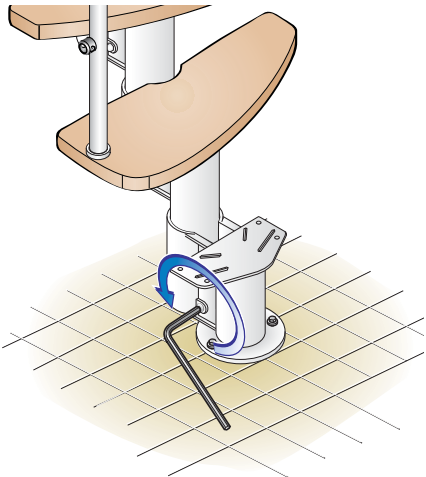
74 b



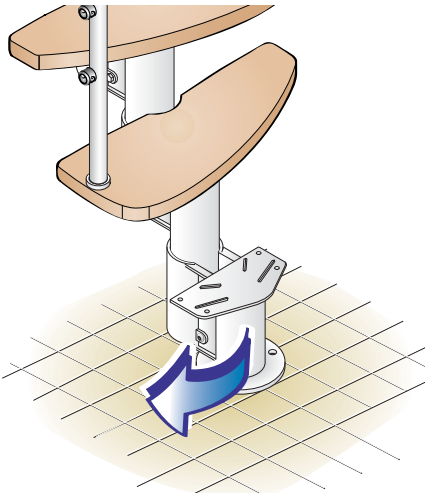
75



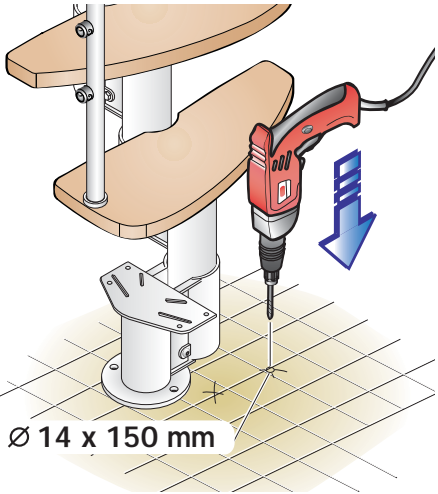
76



77

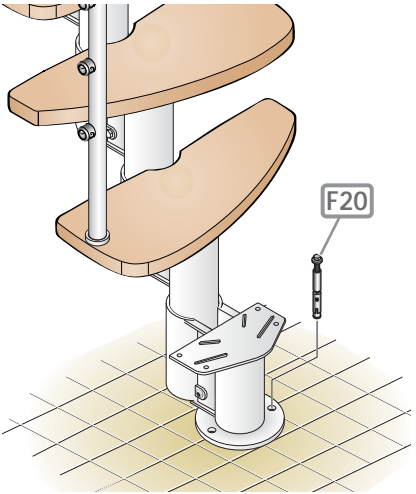


78



Ø 14 x 150 mm

79



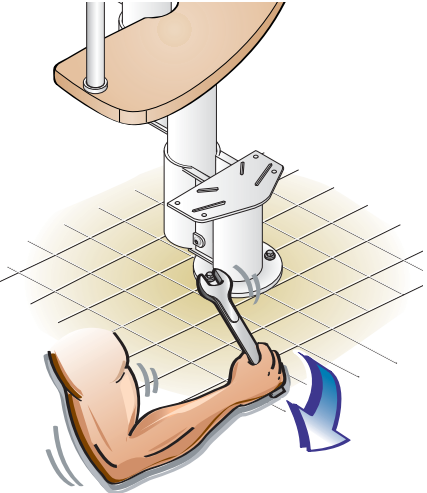
F20

F20

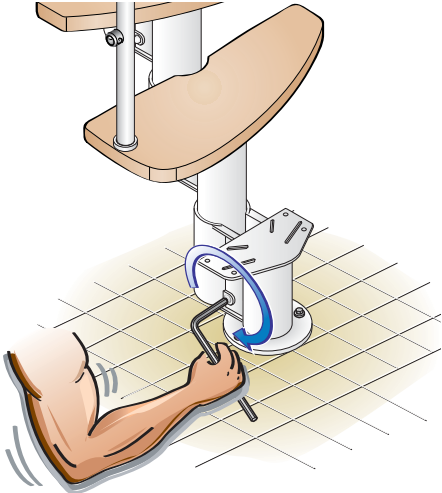


56

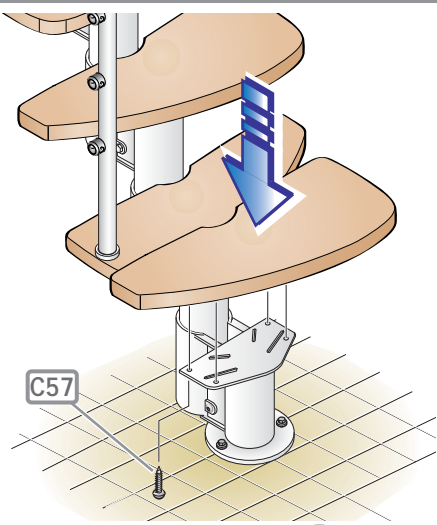
80



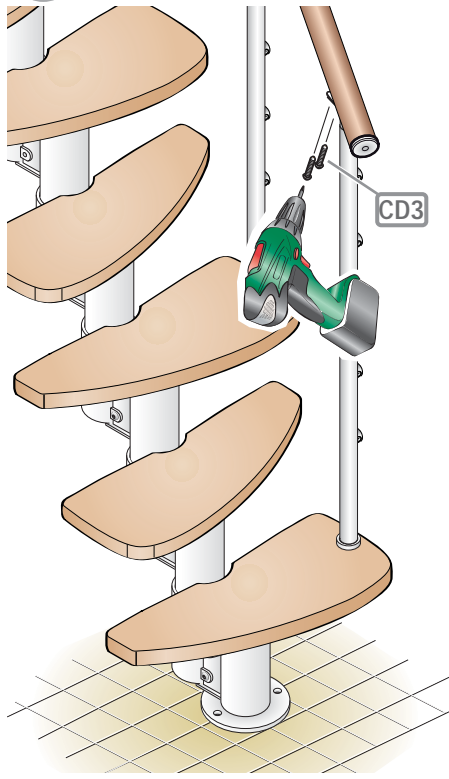
81



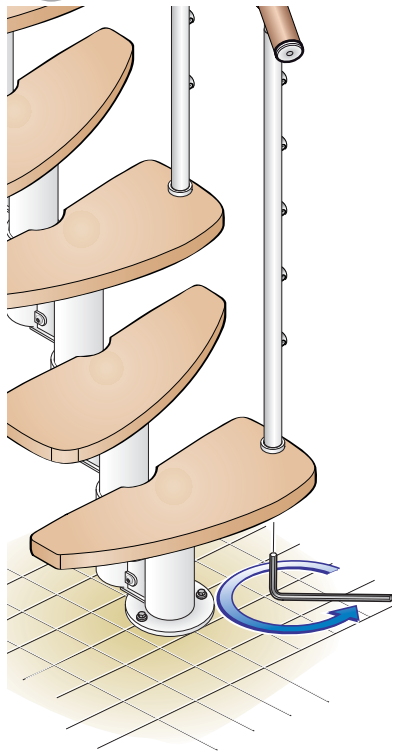
82



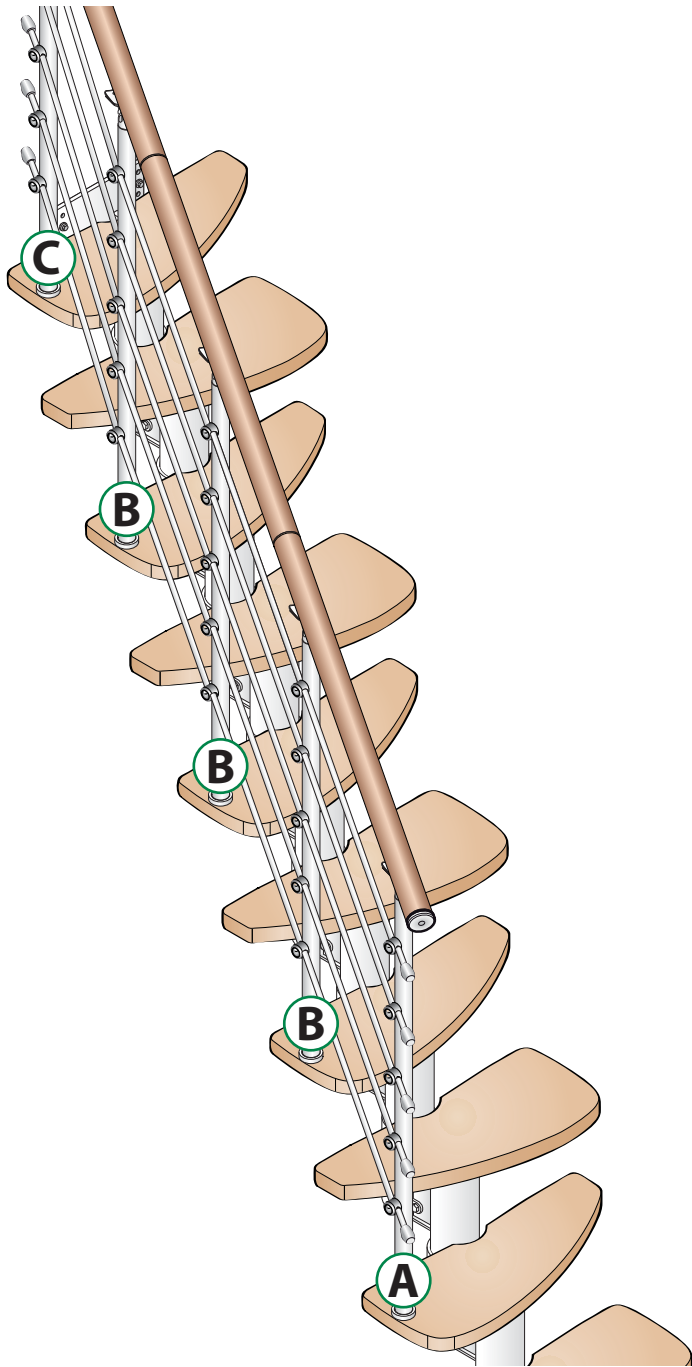
83 b



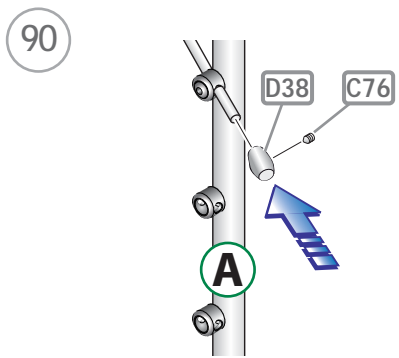
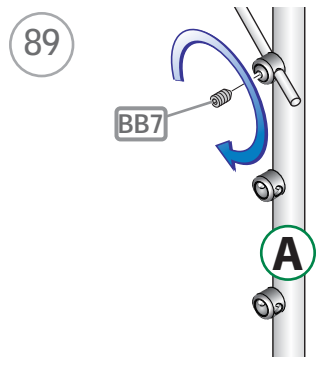
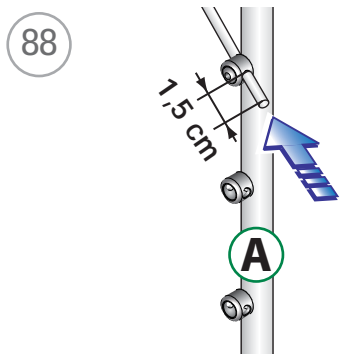
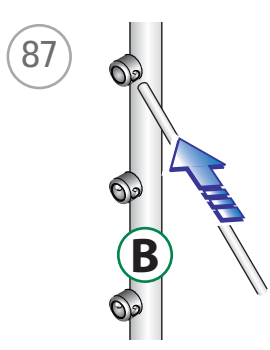
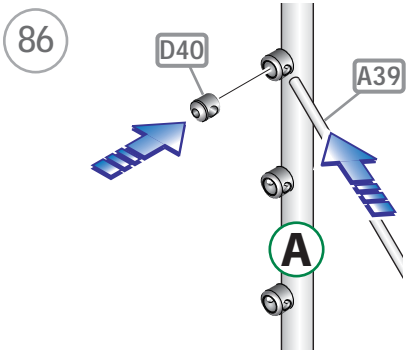
84 b

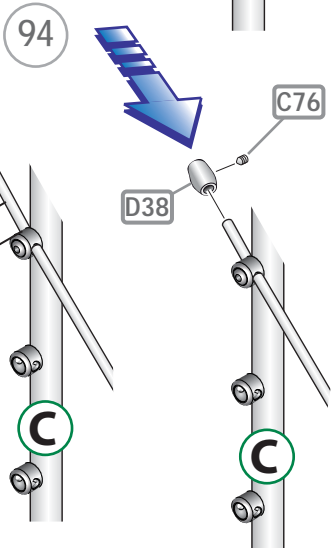
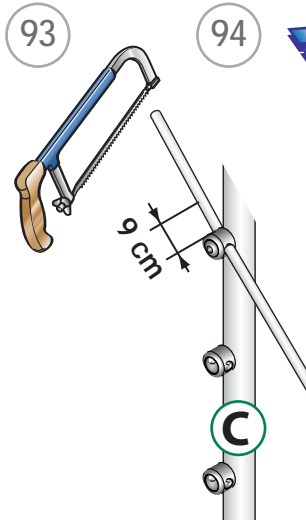
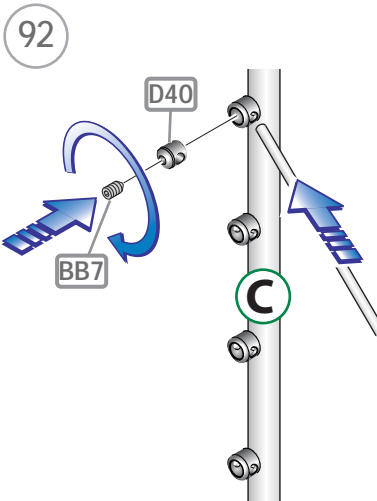
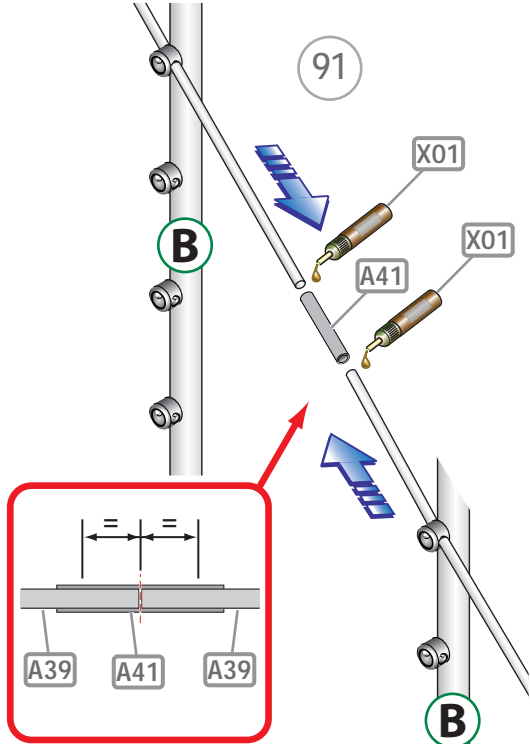
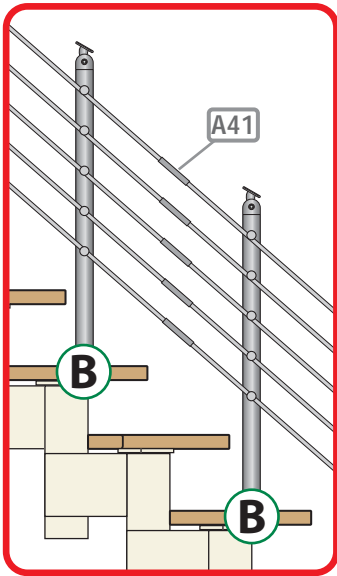


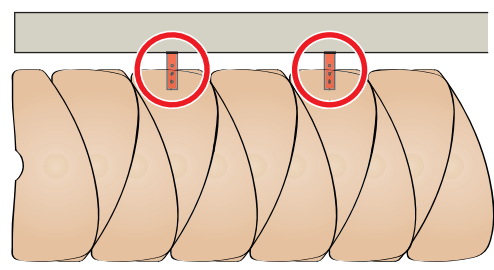
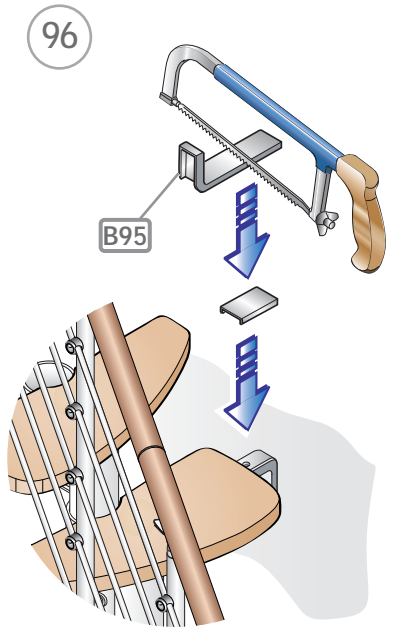
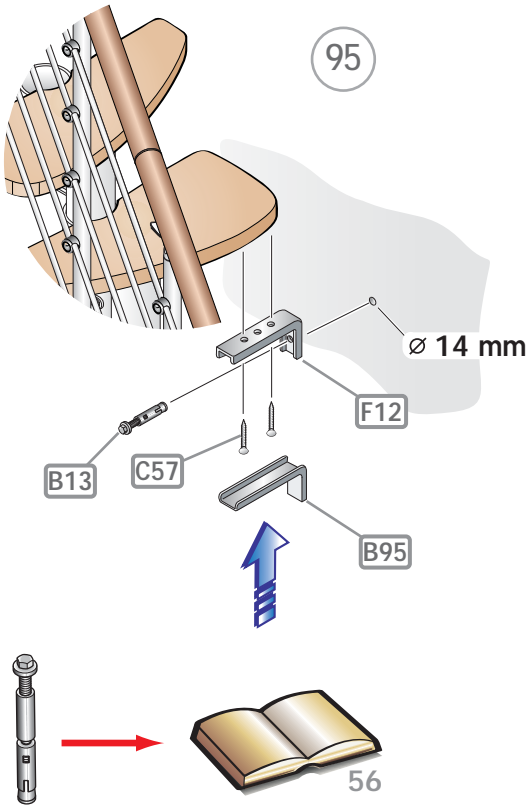
85

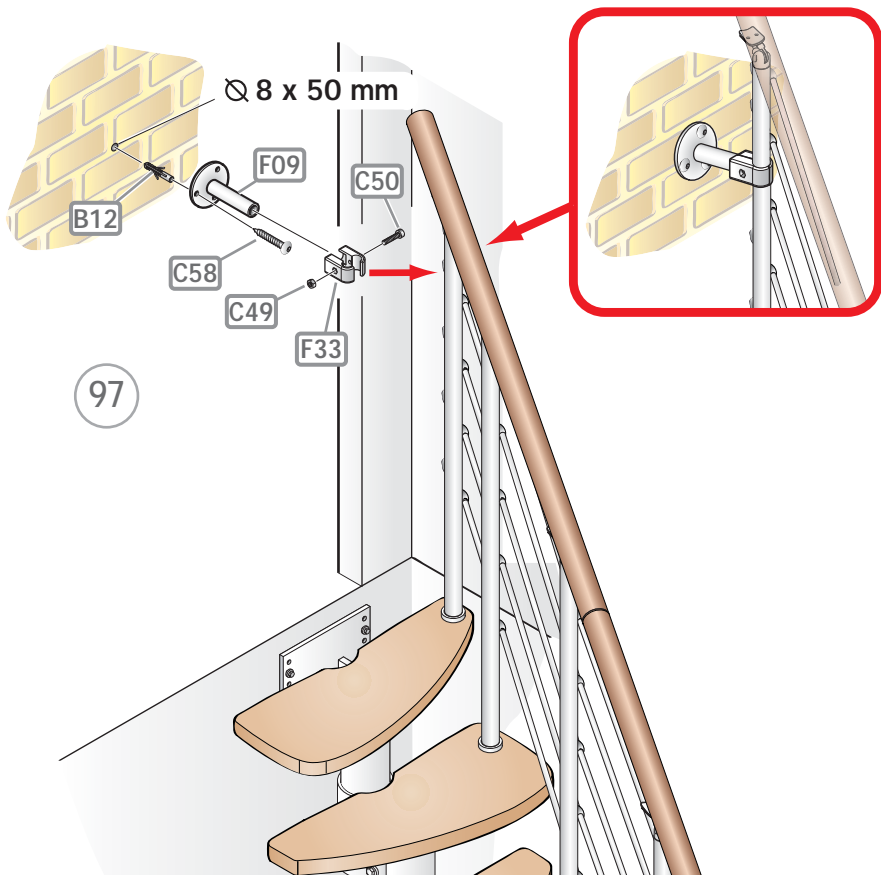




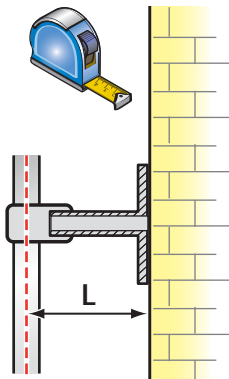




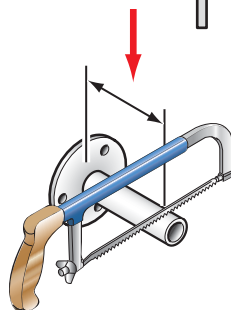
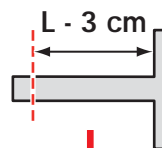


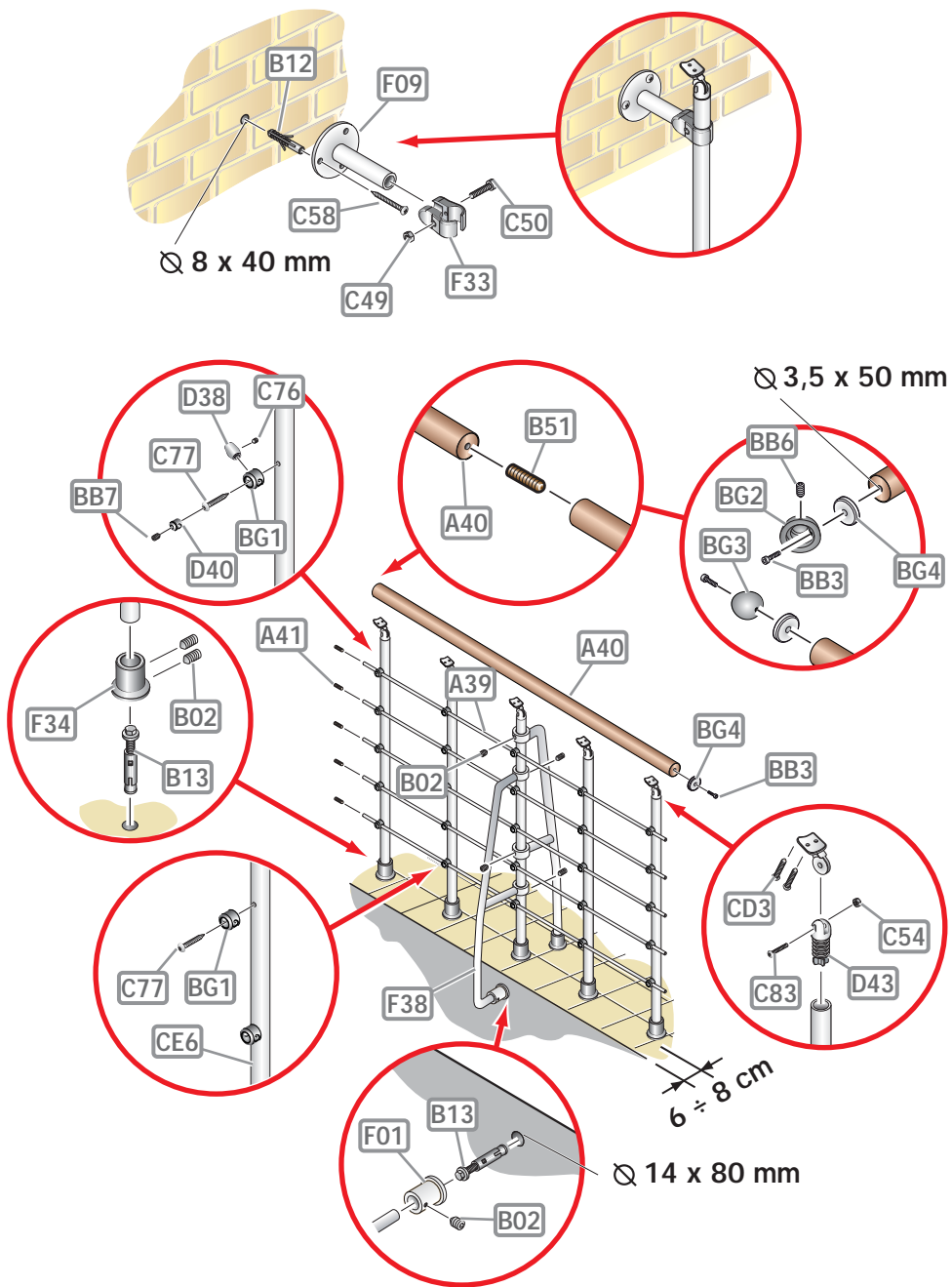


97



98



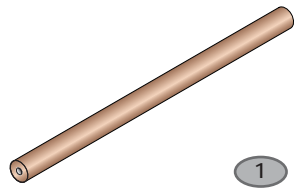


A39



5

A40



1

A41



5

B02



13

B12



3

B13



6

B51



1

BB3



4

BB6



1

BG7



10

BG1



5

BG2



1



BG3

1

BG4



4

C49



1

C50



1

C54



5

C58



3

C76



10

C77



25

C83




5

CD3



10

CE6



5

D38



10

D40



10

D43



5

F01



1

F09



1

F33



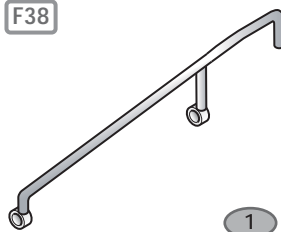
2

F34

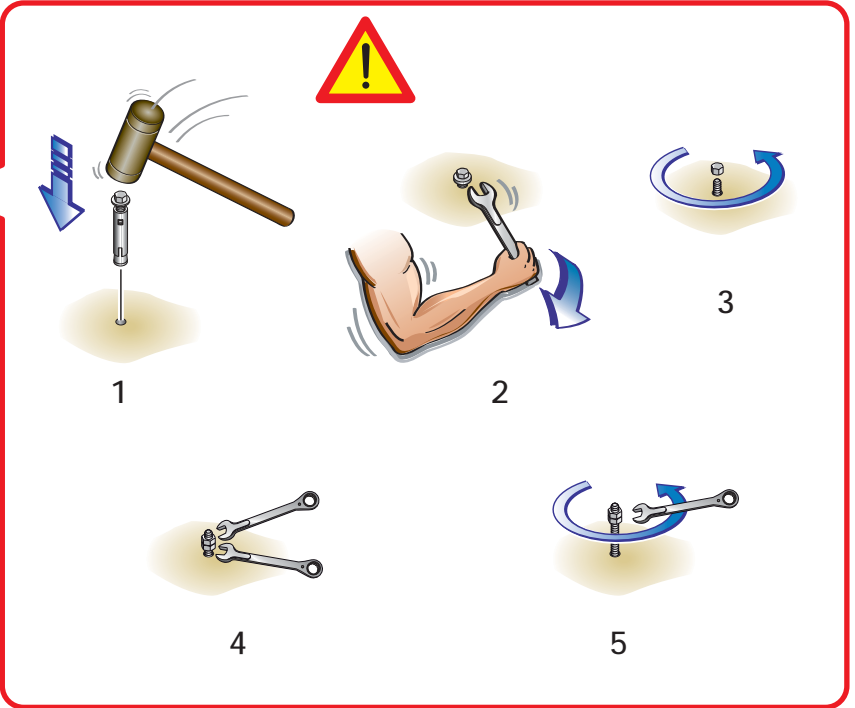
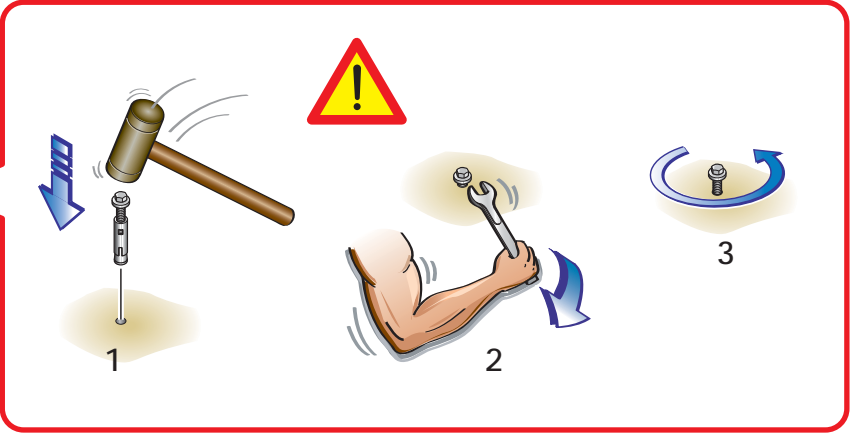


5

F38



1

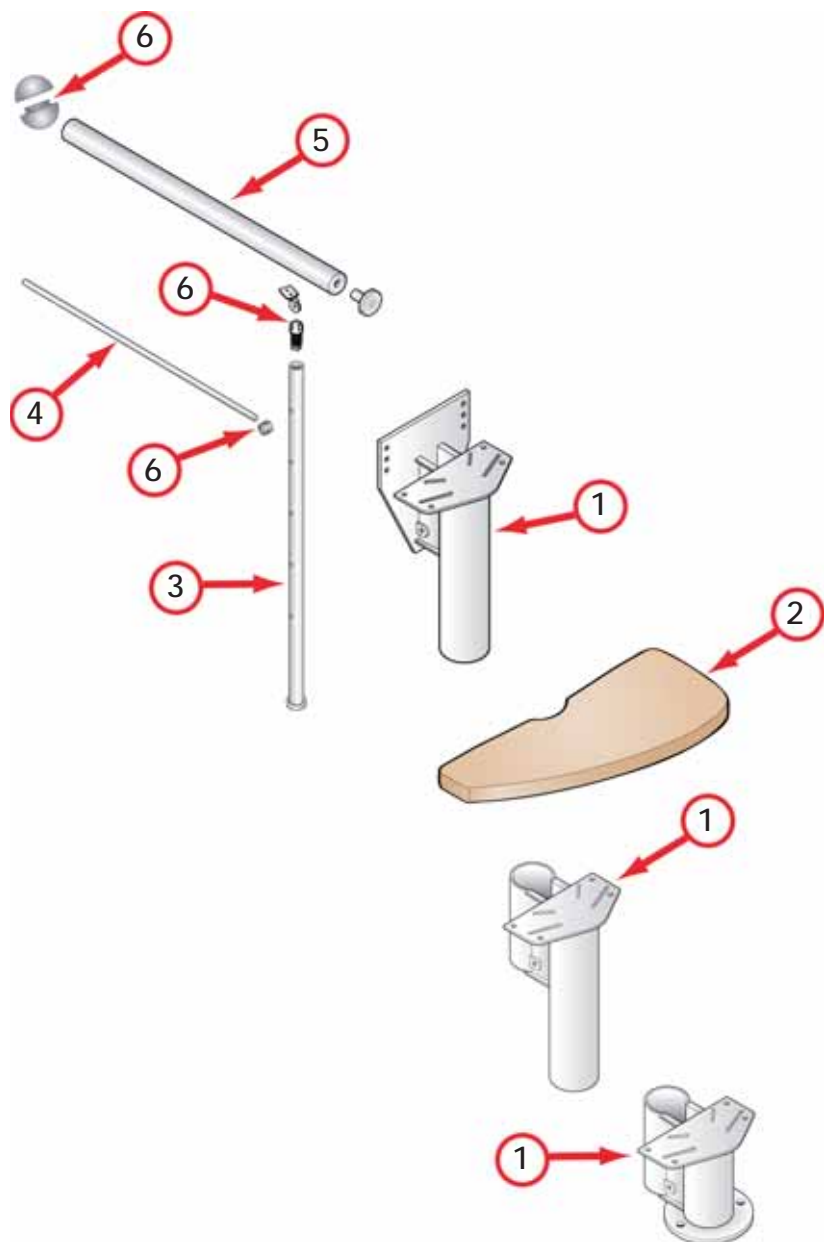






<b>Italiano</b>	DATI IDENTIFICATIVI DEL PRODOTTO
<b>English</b>	PRODUCT DETAILS
<b>Deutsch</b>	PRODUKTEIGENSCHAFTEN
<b>Français</b>	DONNÉES D'IDENTIFICATION DU PRODUIT
<b>Español</b>	DATOS DE IDENTIFICACIÓN DEL PRODUCTO
<b>Svenska</b>	PRODUKTDETALJER
<b>Dansk</b>	PRODUKTETS IDENTIFIKATIONSDATA
<b>Norsk</b>	PRODUKTINFORMASJON
<b>Suomi</b>	TUOTTEEN TUNNISTETIEDOT
<b>Česky</b>	IDENTIFIKAČNÍ ÚDAJE O VÝROBKU
<b>Slovensky</b>	IDENTIFIKAČNÉ ÚDAJE O VÝROBKU





IT)

## dati identificativi del prodotto

denominazione commerciale: **ZEN**

tipologia: scala a giorno con gradini sfalsati e rotazione delle rampe con pendenza

### materiali impiegati STRUTTURA

#### descrizione

composta da elementi (1) metallici assemblati fra di loro con bulloni

#### materiali

Fe 370

#### finitura

verniciatura a forno con polveri epossidiche

### GRADINI

#### descrizione

gradini (2) legno sagomati assemblati alla struttura con bulloni

#### materiali

multistrato di betulla/faggio

#### finitura

tinta: all'acqua

fondo: acrilica

finitura: acrilica

### RINGHIERA

#### descrizione

composta da colonnine (3) verticali in metallo fissate ai gradini (2), da 5 tondini longitudinali (4) e da corrimano (5) in legno

#### materiali

colonnine (3): Fe 370

tondini (4): acciaio inox

fissaggi (6): nylon

corrimano (5): faggio

#### finitura

colonnine (3): verniciatura a forno con polveri epossidiche

corrimano (5): tinta: all'acqua

fondo: acrilica

finitura: acrilica

### PULIZIA

Pulire con panno morbido inumidito in acqua, privo di qualsiasi prodotto contenete solventi o materiali abrasivi.

### MANUTENZIONE

Dopo circa 12 mesi dalla data di installazione controllare il serraggio della viteria dei vari componenti. La manutenzione straordinaria deve essere eseguita a regola d'arte; contattare il produttore.

### PRECAUZIONI D'USO

Evitare usi impropri e non consoni al prodotto, eventuali manomissioni o installazioni non rispondenti alle istruzioni del produttore possono inficiare le conformità prestabilite del prodotto.

EN)

## product details

trade name: **ZEN**

type: flight staircase with alternate treads and flight rotation with slope

### used materials STRUCTURE

#### description

composed of metallic elements (1) assembled between themselves by bolts

#### materials

Fe 370

#### finishing

oven varnishing with epoxy powders

### TREADS

#### description

wooden shaped treads (2) assembled to the structure by bolts

#### materials

birch plywood/beech

#### finishing

colour: water-base

undercoat: acrylic

finishing: acrylic

### RAILING

#### description

composed of metal vertical balusters (3) fixed to the treads (2), of 5 parallel steel bars (4) and of a wooden handrail (5)

#### materials

balusters (3): Fe 370

bars (4): stainless steel

fixings (6): nylon

handrail (5): beech

#### finishing

balusters (3): oven varnishing with epoxy powders

handrail (5): colour: water-base

undercoat: acrylic

finishing: acrylic

### CLEANING

Clean with a soft wet cloth, without any product containing solvents or abrasive materials.

### MAINTENANCE

About 12 months after the installation date, check the tightening of bolts on the various components. All non-routine maintenance procedures must be carried out in a strictly professional manner; contact the manufacturer.

### USE PRECAUTION

Avoid any improper use that is not in accordance with the product. Possible violations or installations which don't comply with the providers instructions can invalidate the agreed product conformities.

DE)

## Produkteigenschaften

kommerzielle Bezeichnung: ZEN

Typologie: Mittelholztreppe mit versetzten Stufen,  
Wendelung der Treppenläufe mit Neigung

### verwendete Materialien STRUKTUR

#### Beschreibung

bestehend aus Metallteilen (1) die miteinander durch Bolzen verbunden sind

#### Materialien

Fe 370

#### Ausführung

Ofenlackierung mit Epoxydharzpulver

### STUFEN

#### Beschreibung

geformte Stufen (2) aus Holz an der Struktur mittels Bolzen befestigt

#### Materialien

Mehrschichtbirkenholz/Buche

#### Ausführung

Beizung: Wasserfarbe

Acryl-Grundierung

Acryl-Oberlack

### GELÄNDER

#### Beschreibung

bestehend aus senkrechten Metallgeländerstäben (3) die auf den Stufen (2) befestigt sind, 5 Längsstäben (4) und einem Holzhandlauf (5)

#### Materialien

Geländerstäben (3): Fe 370

Längsstäben (4): Edelstahl

Befestigungen (6): Nylon

Handlauf (5): Buche

#### Ausführung

Geländerstäben (3): Ofenlackierung mit Epoxydharzpulver

Handlauf (5): Beizung: Wasserfarbe

Acryl-Grundierung

Acryl-Oberlack

### REINIGUNG

Mit einem weichen feuchten Tuch reinigen. keine Reinigungsmittel verwenden, die Lösungs- oder Scheuermittel beinhalten.

### WARTUNG

Ungefähr 12 Monate nach dem Einbau, die Festigkeit der einzelnen Schrauben überprüfen. Die außerordentliche Wartung muss nach allen Regeln der Kunst ausgeführt werden; bitte wenden sie sich dafür an den Hersteller.

### VORSICHTSMAßNAHMEN FÜR DIE ANWENDUNG

Die falsche und unangemessene Verwendung des Produkts vermeiden. eventuelle Beschädigungen oder nicht der Montageanleitung des Herstellers gemäße Einrichtungen können die vorgegebene Produktkonformität für ungültig erklären.

FR)

## données d'identification du produit

denomination commerciale : ZEN

typologie : escalier à volée avec marches decalées et rotation des volées en pente

### matériaux utilisés STRUCTURE

#### description

composée d'éléments (1) métalliques assemblés entre eux par boulonnage

#### matériaux

Fe 370

#### finition

vernissage à chaud avec poudres époxy

### MARCHES

#### description

marches façonnées (2) en bois assemblées à la structure par boulonnage

#### matériaux

multipli de bouleau/hêtre

#### finition

vernis : à l'eau

mordant : acrylique

finition : acrylique

### GARDE-CORPS

#### description

composé de colonnettes (3) verticales en métal fixées aux marches (2), de 5 lisses longitudinaux (4) et d'une main courante (5) en bois

#### matériaux

colonnettes (3) : Fe 370

lisses (4) : acier inoxydable

fixations (6) : nylon

main courante (5) : hêtre

#### finition

colonnettes (3) : vernissage à chaud avec poudres époxy

main courante (5) : vernis : à l'eau

mordant : acrylique

finition : acrylique

### NETTOYAGE

Nettoyer avec un chiffon souplé humidifié à l'eau, sans aucun produit contenant des solvants ou matières abrasives.

### ENTRETIEN

Après environ 12 mois de la date d'installation, contrôler le serrage de la visserie et des différents éléments. L'entretien extraordinaire doit être exécuté dans les règles de l'art ; contacter le producteur.

### PRECAUTION D'UTILISATION

Éviter l'utilisation impropre et non conforme au produit. D'éventuelles alterations ou installations non correspondantes aux instructions du producteur peuvent invalider les conformités préétablies du produit.

## ES)

### datos de identificación del producto

denominación comercial: **ZEN**

tipo: escalera abierta con peldaños de paso alternado y rotación de los tramos con pendiente

### materiales empleados ESTRUCTURA

#### descripción

compuesta por elementos (1) metálicos ensamblados entre ellos mediante pernos

#### materiales

Fe 370

#### acabado

barnizado en horno con polvos epoxídicos

### PELDAÑOS

#### descripción

peldaños (2) de madera perfilados y ensamblados a la estructura mediante pernos

#### materiales

multicapa de abedul/haya

#### acabado

barniz: al agua

imprimación: acrílica

acabado: acrílico

### BARANDILLA

#### descripción

compuesta por barrotes (3) verticales de metal fijados a los peldaños (2), por 5 barras longitudinales (4) y por un pasamanos (5) de madera

#### materiales

barrotes (3): Fe 370

barras (4): acero inoxidable

fijaciones (6): nylon

pasamanos (5): haya

#### acabado

barrotes (3): barnizado en horno con polvos epoxídicos  
corrimano (5): barniz: al agua

imprimación: acrílica

acabado: acrílico

### LIMPIEZA

Limpiar con un trapo suave humedecido con agua y sin ningún producto que contenga disolventes o materiales abrasivos.

### MANTENIMIENTO

Transcurridos unos 12 meses desde la fecha de instalación, comprobar que los tornillos que fijan las distintas partes sigan bien apretados. El mantenimiento extraordinario debe ser efectuado como corresponde; póngase en contacto con el fabricante.

### PRECAUCIONES DE USO

Evitar usos impropios y no conformes con el producto. eventuales manipulaciones o instalaciones que no cumplan con las instrucciones del fabricante pueden menoscabar las cualidades certifi cadas en las pruebas de conformidad a las que previamente fue sometido el producto.

## SV)

### produkttdetaljer

kommersiell benämning: **ZEN**

typ: öppen trappa med avfalsade trappsteg och av rotationstyp för trappstegsrad med lutning

### konstruktionsmaterial STRUKTUR

#### beskrivning

består av metallelement (1) som sitter ihop med varandra med bultar

#### material

Fe 370

#### ytbehandling

ugnslackerade med epoxipulver

### TRAPPSTEG

#### beskrivning

trappsteg (2) av profilsågat trä monterade på stammen med bultar

#### material

björkplywood/bok

#### ytbehandling

färg: vattenbaserad

botten: akryl

ytbehandling: akryl

### RÄCKE

#### beskrivning

bestående av vertikala stolpar (3) av metall som sitter fast på trappstegen (2) kablarna av 5 rostfritt stål (4) och en handledare (5) av trä

#### material

stolpar (3): Fe 370

kablarna (4): rostfritt stål

fästansordningar (6): nylon

handledare (5): bokträ

#### ytbehandling

stolpar (3): ugnslackerade med epoxipulver

handledare (5): färg: vattenbaserad

botten: akryl

ytbehandling: akryl

### RENGÖRING

Tvätta med en fuktig trasa, som inte innehåller något som helst upplösande eller slipande medel

### UNDERHÅLL

Ca 12 månader efter installeringen, kontrollera att de olika skruvarna är ordentligt åtdragna. Det extra underhållet ska utföras på ett yrkesmannamässigt sätt; kontakta tillverkaren.

### FÖRSIKTIGHETSÅTGÄRDER

Unvik felaktigt och en ej överensstämmande användning av produkten. Eventuell överkan eller en installering som inte följer anvisningarna av produkten kan medföra att produktens garantier blir ogiltiga.

## DA)

### produktets identifikasjonsdata

handelsbetegnelse: ZEN

type: svingtrappe med forskudte trin og trappeløbsrotation med hældning

### brugte materialer STRUKTUREN

#### beskrivelse

strukturen består af metalelementer (1) som er sammensatte med bolte

#### materialer

Fe 370

#### finish

malet i ovn med epoxypulver

### TRIN

#### beskrivelse

trin (2) i massivt profileret bøgetræ sammensat til strukturen med bolte

#### materialer

flerlags birk/bøgetræ

#### finish

vandmalet

grundet med akryl

finish med akryl

### GELÆNDER

#### beskrivelse

bestående af vertikale balustre (3) i metal fastgjort til trinene (2), af 5 langsgående rundjern (4) og en håndliste (5) i træ

#### materialer

balustre (3): Fe 370

rundjern (4): rustfrit stål

fastgøringer (6): nylon

håndliste (5): bøgetræ

#### finish

balustre (3): fornikling og gennemsigtig beskyttelseslakering

håndliste (5): vandmalet

grundet med akryl

finish med akryl

### RENGØRING

Brug en blød klud som er vredet op i vand uden opløsnings eller slibemidler.

### VEDLIGEHOLDELSE

Efter cirka 12 måneder fra installationsdatoen kontrolleres fikseringen på de forskellige komponenters skruer. Ekstraordinær vedligeholdelse skal udføres teknisk korrekt: Kontakt fabrikanten.

### BRUGSHENVISNINGER

Undgå at bruge produktet forkert. eventuelle fejlgreb eller installationer, som ikke er i overensstemmelse med producentens instruktioner, kan svække produktets fastsatte egenskaber.

## NO)

### produktinformasjon

produktnavn: ZEN

karakteristikk: åpen trapp med trinn som er plassert vekselvis, og roterende trappeløp med stigning

### produksjonsmaterialer STRUKTUR

#### beskrivelse

sammensatt av metalelementer (1) festet sammen med bolter

#### materialer

Fe 370

#### finish

ovnslakkert med epoksyulver

### TRAPPETRINN

#### beskrivelse

formede trappetrinn (2) i tre, montert og boltet fast på strukturen

#### materialer

kryssfinér i bjørk/bøk

#### finish

fargestoff: vannbasert

underlagsstrøk: akryl

finish: akryl

### REKKVERK

#### beskrivelse

sammensatt av loddrette spiler i metall (3), festet i trappetrinnene (2), av 5 langsgående stenger (4) og en håndløper (5) i tre

#### materialer

spiler (3): Fe 370

stengene (4): rustfritt stål

fester (6): nylon

håndløper (5): bøk

#### finish

spiler (3): ovnslakkert med epoksyulver

håndløper (5): fargestoff: vannbasert

underlagsstrøk: akryl

finish: akryl

### RENGJØRING

Rengjøres med en myk klut fuktet i vann, uten løsningsmidler eller annet som kan lage riper.

### VEDLIKEHOLD

Kontrollere, etter ca. 12 måneder fra installasjonen, at skruene i de forskjellige komponentene er korrekt strammet. ekstraordinært vedlikehold må utføres korrekt; kontakt fabrikanten.

### FORHOLDSREGLER VED BRUK

Unngå uriktig og uegnet bruk av produktet. eventuelle endringer eller innstillinger som ikke er i samsvar med produsentens anvisninger vil kunne medføre at de forhåndsdefinerte produktkonformitetene blir ugyldiggjort.

## FI)

### tuotteen tunnistetiedot

kauppanimi: ZEN

tyyppi: portaat lomitetuilla askelmilla, keskeytymätön porrassyöksyjen kierto

### käytetyt materiaalit

#### RAKENNE

##### kuvaus

koostuu metallisista osista (1), jotka kiinnitetään yhteen pulteilla

##### materiaalit

Fe 370

##### viimeistely

maalaus uunissa epoksijauheilla

#### ASKELMAT

##### kuvaus

puiset muotoillut askelmat (2), jotka asennetaan rakenteeseen pulteilla

##### materiaalit

koivuvaneri/pyökki

##### viimeistely

väri: vesipohjainen

pohjamaali: akryyli

viimeistely: akryyli

#### KAIDE

##### kuvaus

käsittää metalliset pystypinnat (3) kiinnitettyinä askelmiin (2) viisi yhdensuuntaista terästankoa (4) ja puinen käsijohde (5)

##### materiaalit

pystypinnat (3): Fe 370

terästankoa (4): ruostumatonta teräs

kiinnikkeet (6): nailon

käsijohde (5): pyökki

##### viimeistely

pystypinnat (3): maalaus uunissa epoksijauheilla

käsijohde (5): väri: vesipohjainen

pohjamaali: akryyli

viimeistely: akryyli

#### PUHDISTUS

Puhdista pehmeällä, veteen kostutetulla kankaalla, ilman liuottavia tai hankaavia aineita.

#### HUOLTO

Tarkista noin 12 kuukautta asennuksen jälkeen, ovatko eri komponenttien ruuvit edelleen tiukalla. Erityiset huoltotoimenpiteet on annettava ammattitaitoisen henkilöstön suoritettavaksi; ota yhteys valmistajaan.

#### VAROTUKSET

Vältä asiantona käyttöä ja käyttöä, joka ei vastaa tuotteen käyttötarkoitusta. Mikäli tuotetta on muunneltu tai se on asennettu ohjeiden vastaisesti, saattaa tuotteen yhdenmukaisuus säädettyjen normien kanssa joutua vaaranalaiseksimität für ungültig erklären.

## CS)

### identifikační údaje o výrobku

obchodní název: ZEN

typ: točité schodiště se střídavými stupni a otáčením se sklonem

### použité materiály

#### STRUKTURA

##### popis

složeno z kovových prvků (1) vzájemně smontovaných pomocí šroubů

##### materiály

Fe 370

##### povrchová úprava

epoxidový práškový lak vytvrzený v peci

#### SCHODKY

##### popis

dřevěné tvarované stupně (2) přimontované ke konstrukci pomocí šroubů

##### materiály

březová překližka / buk

##### povrchová úprava

barva: na bázi vody

podkladový nátěr: akrylový

krycí nátěr: akrylový

#### ZÁBRADLÍ

##### popis

složeno z kovových vertikálních sloupků (3) upevněných ke stupňům (2), z 5 rovnoběžných ocelových tyčí (4) a z dřevěného madla (5)

##### materiály

sloupky (3): Fe 370

tyče (4): nerezová ocel

spojovací prvky (6): nylon

madlo (5): buk

##### povrchová úprava

sloupky (3): epoxidový práškový lak vytvrzený v peci

madlo (5): barva: na bázi vody

podkladový nátěr: akrylový

krycí nátěr: akrylový

#### ČIŠTĚNÍ

Čistit jemnou látkou navlhčenou ve vodě, bez jakéhokoliv výrobku s obsahem rozpustných nebo odírajících materiálů.

#### ÚDRŽBA

Po přibližně 12 měsících od data instalace zkontrolovat šroubové spojení různých součástí. Mimořádnou údržbu musí provádět odborně kvalifikovaní pracovníci, laskavě se za tímto účelem obračejte na výrobce.

#### BEZPEČNOSTNÍ POKYNY

Vyhýbat se nesprávnému a nevhodnému použití výrobku. Eventuální poškození nebo instalace neodpovídající instrukcím výrobce mohou porušit předem sjednané kvality výrobku.

**SK)**

## **identifi kačné údaje o výrobku**

obchodný názov: ZEN

typ: vnútorné schodisko so striedavým tvarom schodiskových stupňov a otočením ramien so sklonom

### **použité materiály** **KONŠTRUKCIA**

**opis**

skladá sa z kovových dielov (1) spájaných skrutkami

**materiály**

Fe 370

**povrchová úprava**

lakovanie s vypalovanými epoxidovými práškami

### **SCHODISKOVÉ STUPNE**

**opis**

drevené tvarované schodiskové stupne (2) pripevnené ku konštrukcii skrutkami

**materiály**

brezový/bukový vrstvený materiál

**povrchová úprava**

farba: vodná báza

podkladová vrstva: akrylová

povrchová úprava: akrylová

### **ZÁBRADLIE**

**opis**

skladá sa zo zvislých kovových stĺpikov (3) upevnených k schodiskovým stupňom (2), 5 pozdĺžnych okrúhlych ocelových tyčí (4) a dreveného madla (5)

**materiály**

stĺpiky (3): Fe 370

okružle ocelové tyče (4): nehrdzavejúca oceľ

upevnenia (6): nylon

madlo (5): buk

**povrchová úprava**

stĺpiky (3): lakovanie s vypalovanými epoxidovými práškami

madlo (5): farba: vodná báza

podkladová vrstva: akrylová

povrchová úprava: akrylová

### **ČISTENIE**

Čistite jemnou utierkou, navlhčenou vo vode, bez použitia akéhokoľvek prípravku s obsahom rozpúšťadiel alebo abrazívnych materiálov.

### **ÚDRŽBA**

Približne 12 mesiacov po montáži skontrolujte utiahnutie skrutiek rôznych častí. Mimoriadnu údržbu môžu vykonávať iba kvalifikované osoby; obráťte sa na výrobcu.

### **OPATRENIA PRE POUŽÍVANIE**

Nepoužívajte spôsobom, ktorý nie je pre výrobok vhodný a primeraný. V dôsledku neodborných zásahov alebo montáže, ktoré nie sú v súlade s pokynmi výrobcu, môžu byť stanovené zhody výrobku neplatné.











**Zen**  
D.U.M.  
06/2015

zen

Fontanot S.p.A.  
**Sede legale ed amministrativa**  
via P. Paolo Pasolini, 6  
47853 Cerasolo Ausa  
Rimini, Italy

tel. +39.0541.90.61.11  
fax. +39.0541.90.61.24  
info@fontanot.it  
www.fontanot.it

cod. 066632000

Design: Centro Ricerche Fontanot

**ADIMEMBER**

Sistema aziendale Fontanot S.p.A.  
certificato CSQ ISO-9001

