

# ASSEMBLY INSTRUCTION

DE - MONTAGEANWEISUNG

FR - INSTRUCTIONS DE MONTAGE

DK - MONTAGEVEJLEDNING

CZ - NÁVOD K MONTÁŽI

ES - INSTRUCCIONES DE MONTAJE

FI - ASENNUSOHJE

HR - UPUTE ZA MONTAŽU

SE - MONTERINGSANVISNING

SI - NAVODILA ZA MONTAŽO

TR - MONTAJ TALIMATI

NO - MONTASJEANVISNING

IT - ISTRUZIONI DI MONTAGGIO

GR - ΟΔΗΓΙΑ ΣΥΝΑΡΜΟΛΟΓΗΣΗΣ

NL - MONTAGE INSTRUCTIE


PT - INSTRUÇÕES DE MONTAGEM

PL - INSTRUKCJA MONTAŻU

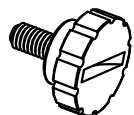
HU - SZERELÉSI UTASÍTÁS



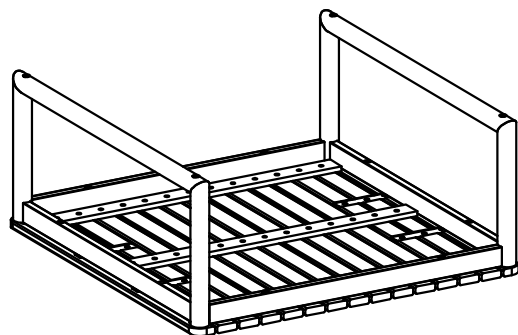
10 min



① x 4



HW-MM-06-140  
(Ø23 x 30, M6)



Ⓐ x 1

SU-TB-AS-0830

