



**Bitte Aufbau- und
Verwendungsanleitung
beachten.**

7 1 0 1 1 6

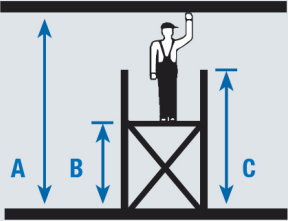
7 1 0 1 1 6

7 1 0 1 2 3

7 1 0 1 1 6

7 1 0 1 2 3

7 1 0 1 4 7

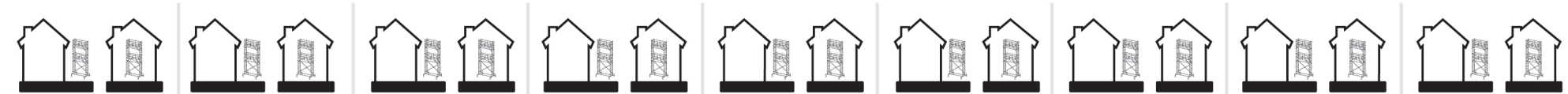
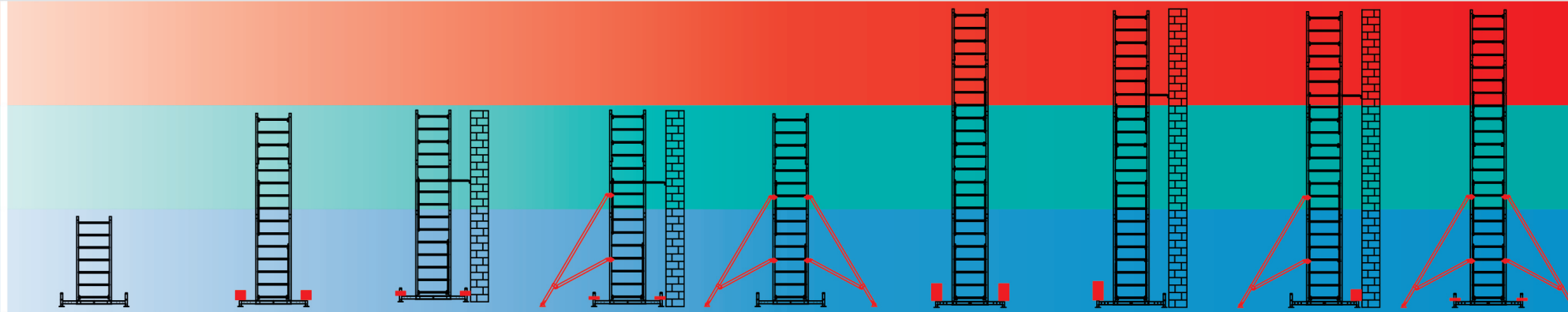


A (ca. m)	3,00	5,00	7,00
B (ca. m)	1,00	3,00	5,00
C (ca. m)	1,95	4,00	6,00
(ca. kg)	27,50	64,40	100,50

2

1

0



Ballastgewicht (St.)	0	0	12	12	8	8	4	4	0	0	28	24	16	16	8	8	4	0
Ausleger (St.)	0	0	0	0	0	0	2	2	4	4	0	0	0	0	2	2	4	4