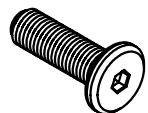


# ASSEMBLY INSTRUCTION

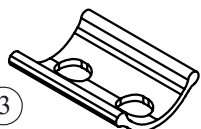
1/3



①  
F-Bolt (6x18). x8 PCS



②  
F-Bolt (8x25). x8 PCS



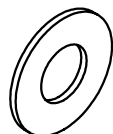
③  
Support Piece  
(40x30.9x10.8). x4 PCS



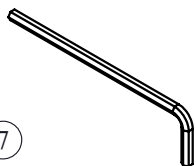
④  
Spring Washer  
(8.5x12.5x1.5). x8 PCS



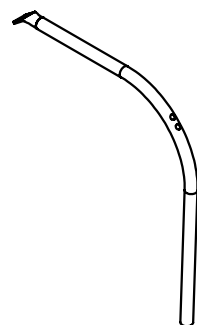
⑤  
Plain Washer  
(6.5x14x1). x8 PCS




⑥  
Plain Washer  
(8.5x18x1). x8 PCS



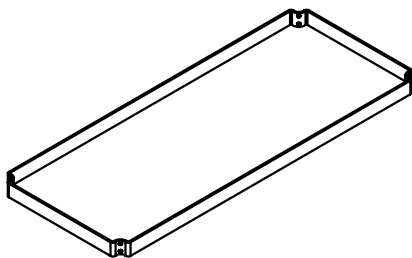
⑦  
Allen key  
(4x98). x1 PCS



Ⓐ x4



Ⓑ x1



Ⓒ x1

