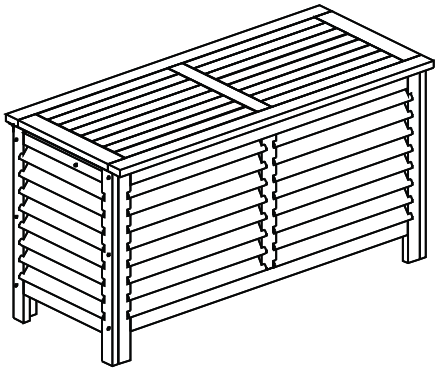









ASSEMBLY INSTRUCTIONS

DT/2018



HARDWARE

①	 M 7x50 mm	12 Pcs
②	 M 6x15 mm	1 Pc
③	 M 6x30 mm	1 Pc
④	 M 6x15 mm	2 Pcs
⑤	 M 6.5x20x2 mm	2 Pcs
⑥	 M 3.5x15 mm	12 Pcs
⑦		2 Pcs

