

MONTAJE / MONTAGE / MONTAGGIO /  
MONTAGEM / ASSEMBLY / BEDIENTUNGSANLEITUNG

**(ES)** TE ACONSEJAMOS

- Poner el paquete en posición horizontal.
- Ordenar y contar las piezas y herrajes.
- Habilita una zona para el montaje.
- Sigue paso a paso las instrucciones de montaje.

**(EN)** I ADVISE YOU

- Put the package in horizontal position.
- Put in the order and count the pieces and iron fittings.
- Take enough space for assembly.
- Follow step by step the assembly instruction.

**(FR)** NOUS VOUS CONSEILLONS

- Poser les colis en position horizontale.
- Classer et compter les éléments de montage et la quincaillerie.
- Définir une zone de montage.
- Suivre dans l'ordre les instructions de montage.

**(IT)** VI INFORMIAMO

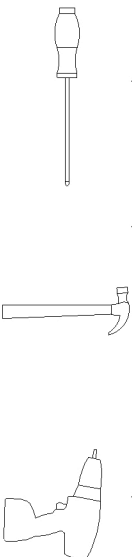
- Porre la confezione in orizzontale.
- Mettere in ordine e contare le minuterie metalliche.
- Essere certi di avere spazio a per il montaggio.
- Seguire passo passo le istruzioni.

**(ES)** -Las herramientas que necesitas (no incluidas en el kit)

**(FR)** -Outils de montage nécessaires (not inclus dans le kit)

**(EN)** The tools that you need for assembly (not included in the package)

**(IT)** -Gli attrezzi che vi servono per il montaggio (non inclusi nella confezione)

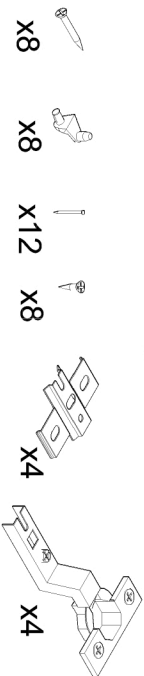


**(ES)** -Los herrajes que encontrarás en el kit

**(FR)** -Quincaillerie incluse dans le kit

**(EN)** -The tools that you will find in the package

**(IT)** -Accessori inclusi nella confezione.

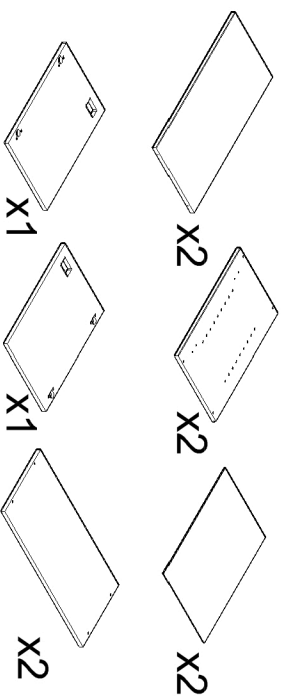


**(ES)** - Las piezas incluidas en el kit

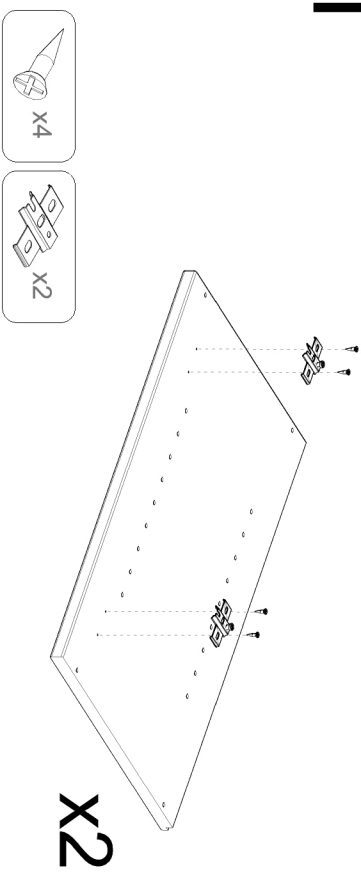
**(FR)** -Pièces incluses dans le kit

**(EN)** -The pieces included in the package

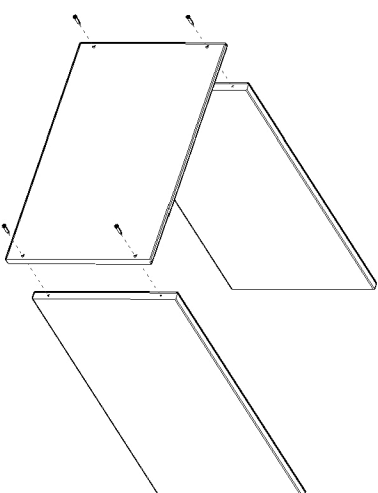
**(IT)** - Parti incluse nella confezione



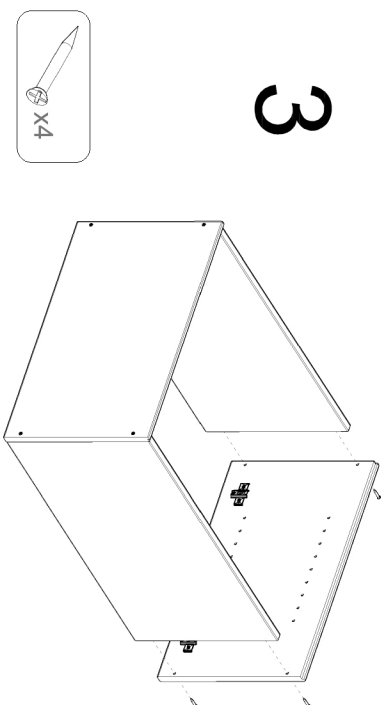
1



2



3



**ASTIGARRAGA**  
*ast line*

Olaide Arana nº3  
E-20730 Arpeñeta (Gipuzkoa)  
T. +34 943 814 261 | F. +34 943 816 713  
astigarraga@astline.es  
www.astline.es

