


# MUEBLE BAJO

Meuble Bas - Low Cabinet - Cabinet de Base

2 Puertas  
2 Portas  
4 Doors  
4 Portes



## K-8000

Alto: 800mm

Altura - Height - Hauteur

Ancho: 600mm

Largura - Width - Largeur

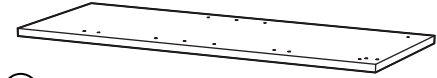
Fondo: 340mm

Profundidade - Depth - Profondeur

## COMPOSICIÓN DE PIEZAS PEÇAS - PARTS - PIÈCES



1 Costado Derecho 785x320x16  
Lateral Direito - Right Side - Côté Droit



2 Costado Izquierdo 785x320x16  
Lateral Esquerdo - Left Side - Côte Gauche



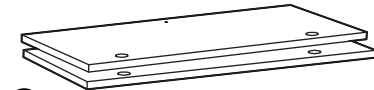
3 Fondo 568x318x16  
Inferior - Bottom - Tablette du Bas



4 Tapa 600x340x16  
Superior - Top - Toit



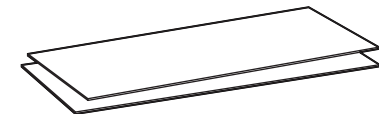
5 Estante 568x310x16  
Shelf - Étagère - Prateleira



6 Puertas 722x297x16  
Portas - Doors - Portes



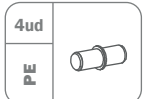
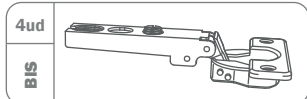
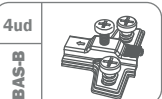
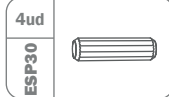
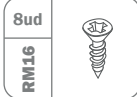
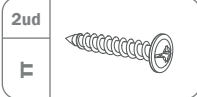

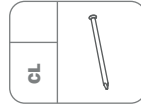
7 Zócalo 568x60x16  
Rodapé - Skirting board - Plinthe



8 Trasera 738x298x3  
Panel Traseiro - Back Panel - Panneau D'Arrière

## BOLSA DE HERRAJES

COMPOZIÇÃO DE FERRAGENS  
HARDWARE BAG  
SAC MATERIEL



## ADVERTENCIAS DE MONTAJE

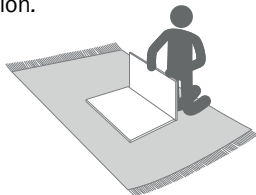
INDICAÇÕES DE MONTAGEM  
ASSEMBLY INFORMATION  
AVERTISSEMENTS D'ASSEMBLAGE

### Montaje del mueble sobre una superficie de protección.

Monte os móveis em uma superfície protectora.

Mount the furniture on a protective surface.

Montez le meuble sur une surface de protection.

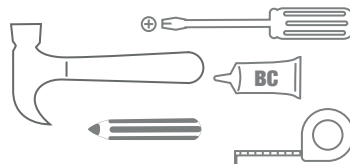


### Material necesario para el montaje del mueble.

Material para o qual você deve usar montagem.

Material that you have to use to assembly.

Matériel que vous devez utiliser pour l'assemblage.



No ingerir.  
Não ingerir.  
Do not swallow.  
Ne pas ingérer.

Agitar antes de su uso.  
Agite antes de usar.  
Shake before use.  
Agiter avant utilisation.

