

# 8032 ASSEMBLY INSTRUCTIONS

A. Backrest x 1




B. Seat x 1



C. Salver x 1



D. Gaslift x 1



E. Base x 1



F. Wheels x 5



G. Screws x 4 (M6 x 20)



H. Screws x 4 (M6 x 35)



I. Flat washers x 4 (M6 x 16)



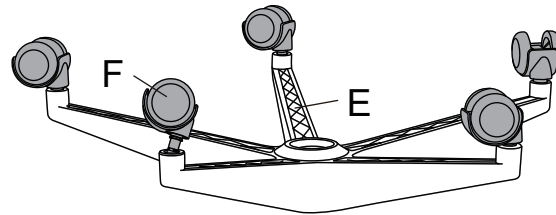
J. Flat washers x 4 (M8 x 20)



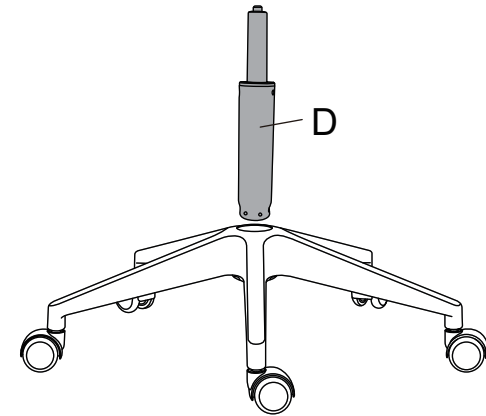
K. Lock washers x 4 M6



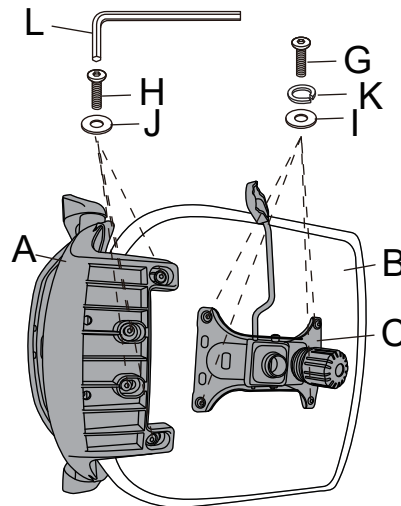
L. Hex key x 1



1



2



3



4

Remark: First fix screws lightly by hand and at the end of the assembly fasten the screws firmly with tools.