

CE DECLARATION OF CONFORMITY

Of construction product following the provisions of Directive 89/106/EC

The undersigned Deniz Gezgin Manager of **HATIPOĞLU PLASTIK YAPI ELEMANLARI SAN. VE TIC. A.Ş.** with address: **Organize Sanayi Bölgesi Şehitler Bulvarı No:33 ESKİŞEHİR / TURKEY** " declare under my own responsibility that the product

NK 101 PVC door 4-chamber system "Elitex 59"

Manufactured by company "**HATIPOĞLU PLASTIK YAPI ELEMANLARI SAN. VE TIC. A.Ş.**" with address "**Organize Sanayi Bölgesi Şehitler Bulvarı No:33 ESKİŞEHİR / TURKEY** ", to which this declaration relates is produced under the conditions of a system for production control implemented and maintained by the producer which is in conformity with the following standards:

EN 14351-1+A1

The conformity is evaluated under the CE Directive for construction products 89/106EC and the directive for essential requirements to constructions and evaluation of the conformity of construction products.

The declaration is issued on the basis of Certificate for production control and protocol of initial product type testing.

№ ITT- 011 / 10.07.2012

The protocol is issued by Laboratory for profiles testing at "**Weiss Profil**" LTD – NOTIFIED BODY FOR EVALUATION OF THE CONFORMITY OF CONSTRUCTION PRODUCTS, with permission of MRRB No. CPD 20 – NB 2145, in the register of EC.

The specific requirements related to the use and storing of the product are placed on the packing or accompany the product.

Year of placing the marking „CE”: 2012

(place and date of issue)

(family and signature or equivalent sign of the authorized person)

**1. HATIPOĞLU PLASTIK YAPI
ELEMANLARI SAN. VE TIC. A.Ş.”**

/Name producer/

**2. Organize Sanayi Bölgesi Şehitler Bulvari
No:33 ESKİŞEHİR/TURKEY**

/Address producer/

3. 12

/Two last numerals from CE mark year/

4. EN 14351-1+A1

/Number European Norm/

**5. NK 101 PVC door 4-chamber system
“Elitex 59”**

Type / Products description/

6. “Weiss profil” Ltd / № NB 2145

/Notified body /№/

7. Information about Products characteristic

- Resistant to wind load and relative frontal deflection / Classification - **Class 2C**

- Watertightness – Classification - **Class A0**

- Determination of thermal transmittance – **1.92 [W/m²K]**

- Air permeability – Classification- **Class 2**



WEISS PROFIL OOD

Sofia, Iliensko Shosse 8

tel.: 02/93 600 93 fax: 02/ 936 08 97 e-mail: laboratory@weissprofil.bg

NOTIFIED TESTING LABORATORY

Permit № **CPD 20** of MRRB

Identification № NB **2145** in the Register of EC

PROTOCOL OF INITIAL TYPE TEST

№ ITT- 11/ 10.07.12

The testing was performed in compliance with the requirements of Part Two of **Regulation for the essential requirements towards construction projects and assessment for conformity of the construction products (RERCPACCP)**, initiated by **Construction Projects Directice (CPD) 89/106/EEC** of the European Community.

Designation of the product:

NK 101 PVC door 4- Chamber system "Elitex 59"

Size: 980mm x 1980 mm

Frame: PREX 01

Sash: PR 6012

Sealing: TVP

Hardware: G-U

Material: PVC

Glazing bead: PR 6019

Locking: 1

Hinges: 3

Type of glass: DC+B/K+0

Filling: Air

Glass Dimensions: 4/12/4

Other: Sandwich panel 20 mm

Producer:

"HATIPOGLU PLASTIK YAPI ELEMANLARI SAN. VE TIC. A.Ş."
Organize Sanayi Bölgesi Şehitler Bulvarı No:33 ESKİŞEHİR/TURKEY

Client:

"HATIPOGLU PLASTIK YAPI ELEMANLARI SAN. VE TIC. A.Ş."
Organize Sanayi Bölgesi Şehitler Bulvarı No:33 ESKİŞEHİR/TURKEY

Assigning document:

Contract № 10 / 14.06.12

System of assessment for conformity:

System "3" as in Annex ZA of EN 14351-1 +1A:2010

Essential requirements:

- 3 – Dangerous substance and water penetration
- 4 – Safe operation (resistance to win load)
- 5 – Noise protection
- 6 – Power and heat saving (power efficiency) air permeability


Test sample:

Request from 15.06.2012

Period for conducting the testing:


25.06.2012-06.07.2012

Head of test:


(Dipl.eng. S.Todorova)

Head of laboratory:


(Dilp.eng. P.Naydenova)



3. Dangerous substance and water penetration

Results from the testing:

№ in order	Indicator	Measure unit	Testing method	Test results	Requirements as in technical specification
1	2	3	4	5	6
1.	Watertightness	-	EN 1027	A0	EN 14351-1+A1

4. Safe operation (resistance to win load)

Results from testing:

№ in order	Indicator	Measure unit	Testing method	Test results	Requirements as in technical specification
1	2	3	4	5	6
1.	Resistant to wind load and relative frontal deflection	-	EN 12211	2C	EN 14351-1+A1

5. Sound insulation

Results from testing:

№ in order	Indicator	Measure unit	Testing method	Test results	Requirements as in technical specification
1	2	3	4	5	6

6. Power and heat saving (power efficiency)) air permeability

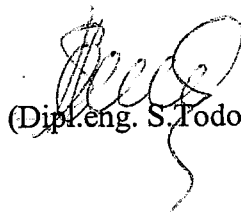
Results from testing:

№ in order	Indicator	Measure unit	Testing method	Test results	Requirements as in technical specification
1	2	3	4	5	6
1.	Determination of thermal transmittance - Calculation method	W/m ² K	EN ISO 10077-1,2	1.92	EN 14351-1+A1
2.	Air Permeability	-	EN 1026	2	EN 14351-1+A1


Technical documentation used: (list of technical specifications with requirements and methods for testing, rules and regulations etc. documents related to initial type testing)

EN 14351-1+A1, EN ISO10077-1, 2, EN 1027, EN 1026, EN 12211

Head of test:


(Dipl.eng. S.Todorova)

Head of laboratory:

(Dipl.eng. P.Naydenova)




Test protocol

Weiss Profil
Iliensko shose str.8
BG-1220 Sofia, Bulgarien



Order : "HATIPOGLU PLASTIK YAPI ELEMANLARI SAN.VE TIC.A.S"

Test number: 88

Date: 22.06.2012

Tester : D.Georgiev

Characteristiques of element

Type of element : 4-Chamber system "Elitex 59"

Opening type : Normal opening

Overall Dim. (W x H) : 1.000 x 2.000 m Area : 2.000 m²

Opening Vent (W x H) : 0.866 x 1.933 m Area : 1.673 m²

Seal length : 5.598 m

Reference of Profiles

Frame :PREX 01

Sash :PR 6012

Mullion :

Sealing :TVP

Hardware :G-U

Material :PVC

Finish :

Sill Detail :

Transom :

Glazing bead :PR 6019

Drip Bar :

Other :

Locking :1

Hinges :3

Glazing

Type :DC+B/K+O

Filling :22mm

Glass Dimensions :4/12/4

Filling :

Glas area :

Other :Sandwich panel 20mm

Rolling shutter box

Classification

Nominal : Airloss 2 Deformation 2A Beating rain A9

Estimated: Airloss 2 Deformation 20 Beating rain A0

Remark:

Place:.....

Date:25.06.2012

Tester: 

Test protocol

Weiss Profil



Air loss: EN 12207

Temperature: 23 Celsius Humidity: 46 % Air pressure: 1013.0 HPa
Window surface: 2.000 m² Seal length: 5.598 m

1. Air permeability pressure / Air permeability suction

Pressure		Total mih	Window surface		Joints length	
Nominal	Estimated		mi/h/mi	class	mi/h/m	class
+						
50	48	24.56	12.28	2	4.38	1
100	91	35.80	17.90	2	6.39	1
150	150	48.51	24.25	2	8.66	2
200	201	60.03	30.01	2	10.72	2
250	248	72.32	36.16	2	12.92	1
300	299	88.73	44.36	2	15.85	1
-						
-50	-49	14.33	7.16	2	2.56	2
-100	-100	16.36	8.18	3	2.92	2
-150	-158	17.89	8.94	3	3.19	2
-200	-201	17.27	8.63	3	3.08	3
-250	-264	17.82	8.91	3	3.18	3
-300	-318	17.54	8.77	3	3.13	3
III						
50	48	19.45	9.72	2	3.47	2
100	95	26.08	13.04	2	4.65	2
150	154	33.20	16.60	2	5.93	2
200	201	38.65	19.32	2	6.90	2
250	256	45.07	22.53	2	8.05	2
300	308	53.13	26.56	2	9.49	2

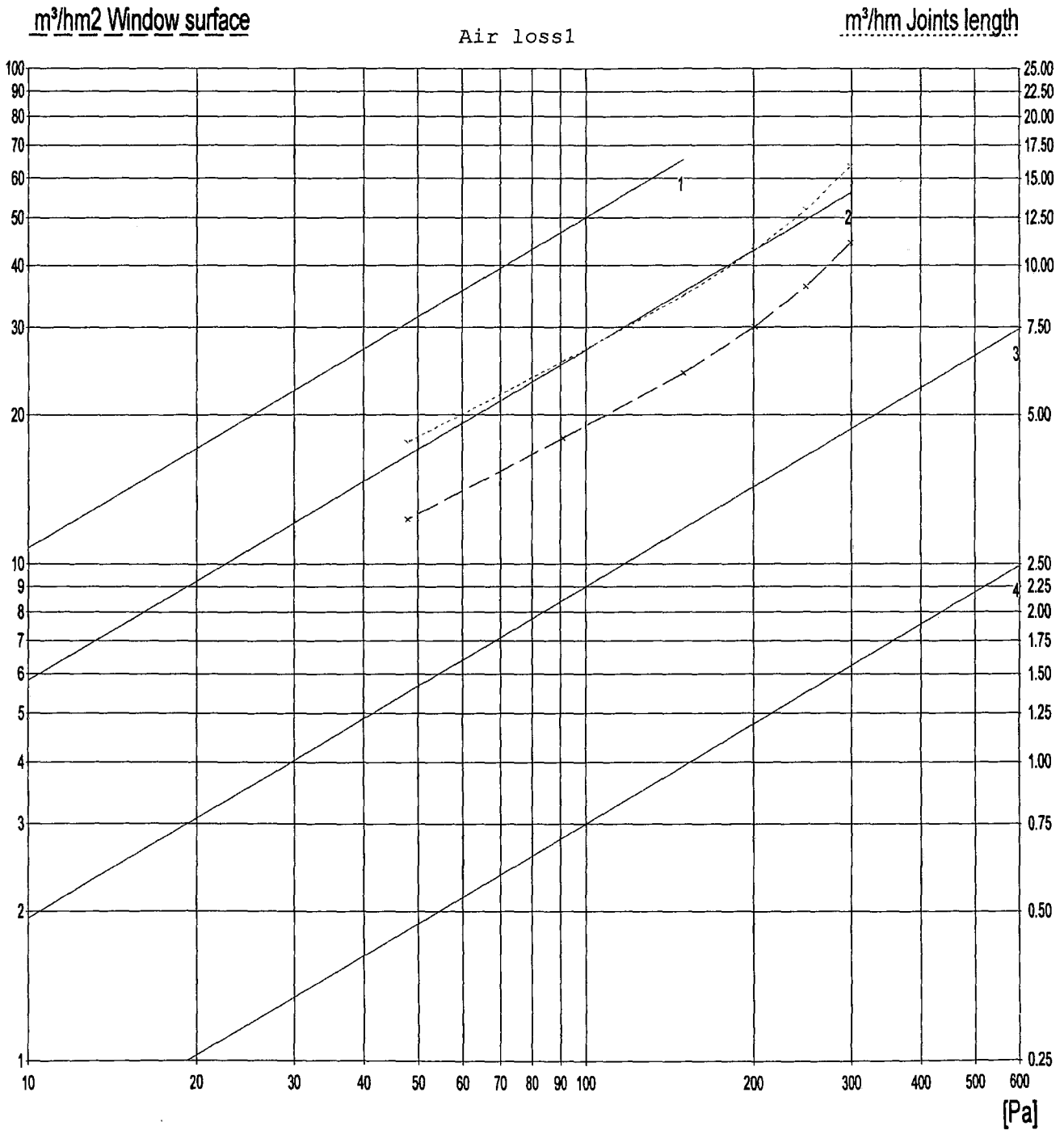
Pressure: 2 Suction: 2 Average value: 2
Classification after air permeability: 2

Test protocol

Weiss Profil



Air permeability pressure:

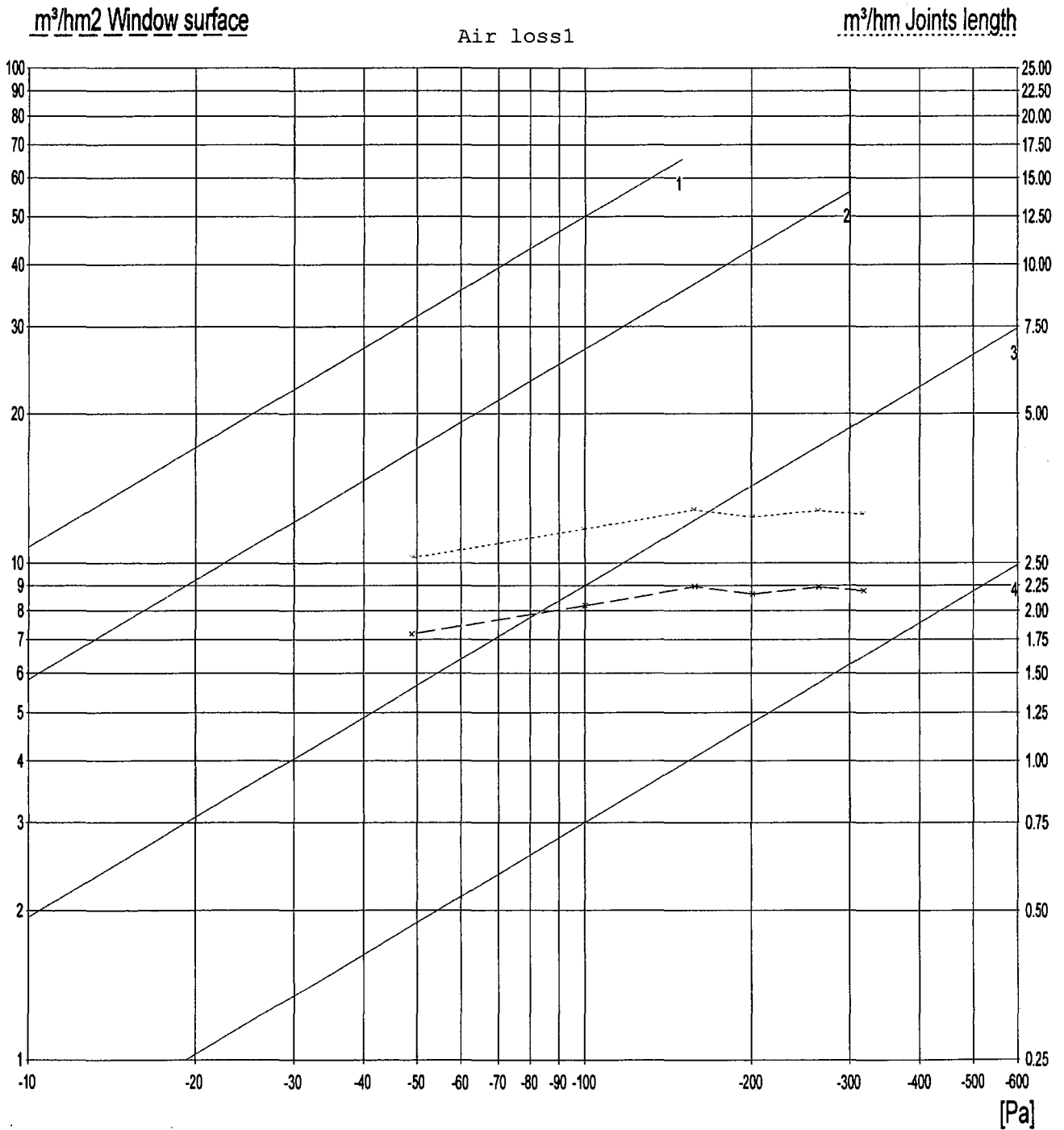


Test protocol

Weiss Profil



Air permeability suction:



Test protocol

Weiss Profil

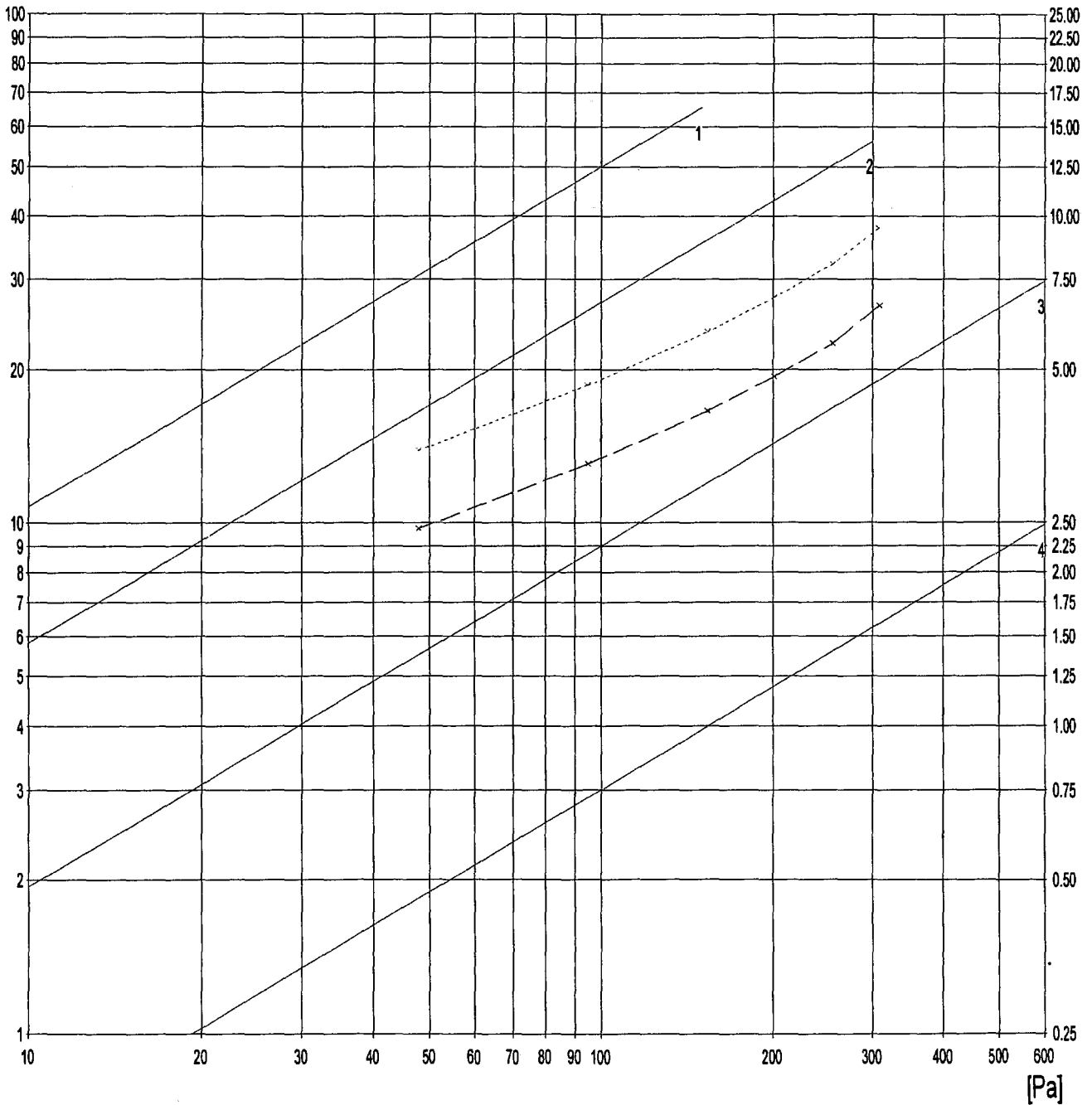


Air permeability Average:

m³/hm² Window surface

Average 1

m³/hm Joints length



Test protocol

Weiss Profil



Beating rain: EN 12208 -

Spaying method A Number of nozzles: 3 Vol. Water: 360.0 litre/hour
Spaying angle: 24 Degree : 6.0 litre/minute
Add. spraying pipe Number of nozzles: 0 Vol. Water: 0.0 litre/hour
(0.0 litre/nozzle) : 0.0 litre/minute

Pressure		Time	Remark
Nominal	Estimated		
0	0	00:15:00	Flow:00:01:07
50	0	00:05:00	-
100	0	00:05:00	-
150	0	00:05:00	-
200	0	00:05:00	-
250	0	00:05:00	-
300	0	00:05:00	-
450	0	00:05:00	-
600	0	00:05:00	-

Beating rain Class: A0

Point of water ingress :

Probable cause of leakage :

Test protocol

Weiss Profil



Wind resistance: EN 12210

Test Sequence	Pressure in Pa	
P1 for deflection	800	-800
P2 for cycles	400	-400
P3 for safety test	-1200	1200

Deflection

Distance between the way transducers

a01 <-> c03 = 1557 mm

A = 1/150 B = 1/200 C = 1/300

Wind resistance P1 pressure

3 Pressure pulses 880 Pa implemented

Pressure		Distortion Absolute			Distortion Relative	Distortion %
Nominal	Estimated	a01=	b02=	c03=	f01=	
800	805	-1.58	-3.89	-1.73	-2.24	1 / 695
0	0	-0.02	-0.02	0.01	-0.01	1 / 0

Class: 2C

Wind resistance P1 suction

3 Pressure pulses -880 Pa implemented

Pressure		Distortion Absolute			Distortion Relative	Distortion %
Nominal	Estimated	a01=	b02=	c03=	f01=	
-800	-801	0.72	2.06	1.21	1.09	1 / 1428
0	0	0.00	-0.01	0.01	-0.01	1 / 0

Class: 2C

Pressure pulses

50 Cycles 400 Pa / -400 Pa implemented

Remark :

Safety test

P3 = Pa Des/Est: -1200 / 0 : 0 / 0
Remark Suction :

P3 = Pa Des/Est: 1200 / 0 : 0 / 0
Remark Pressure :



WEISS PROFIL Ltd

Sofia, Iliensko Shosse 8

tel.: 02/93 600 93 fax: 02/ 936 08 97 e-mail: laboratory@weissprofil.bg

NOTIFIED TESTING LABORATORY

Permit № CPD 20 of MRRB, valid until
Identification № NB 2145 in the Register of EC


**ANNEX
TO PROTOCOL
OF INITIAL PRODUCT TYPE TESTING**

№ ITT- 11/ 10.07.12

Technical documentation used: (list of technical specifications with requirements and methods for testing, rules and regulations etc. documents related to initial type testing)

EN ISO 10077-1, 2; EN 14351-A1

Head of TL:


(Dipl.eng. S.Todorova)

Head of Laboratory:

(Dipl.eng. Naydenova)



Base line data (door):		quantity	measure
Width	B	1000	mm
Height	H	2000	mm
Width of the visible part of the glass	B₁	680	mm
Height of the visible part of the glass	H₁	490	mm
Width of the visible part of the panel	B₂	680	mm
Height of the visible part of the panel	H₂	1130	mm
Width of the sash	X	78	mm
Coefficient of thermal conductivity of profiles	U_f	1.7	Wm ² /k
Coefficient of thermal conductivity of the glass	U_g	2.9	Wm ² /k
Coefficient of thermal conductivity of panel	U_p	1.2	Wm ² /k
Linear coefficient of the thermal conductivity of spacer	Ψ_g	0.11	Wm ² /k
The total length of spacer	l_g	2340	mm

Aw = (BxH)	2.00 m²
-------------------	---------------------------

Ag = (B1 x H1)	0.33 m²
-----------------------	---------------------------

Ap = (B2 x H2)	0.44 m²
-----------------------	---------------------------

Af = Aw-Ag -Ap	1.23 m²
-----------------------	---------------------------

$$U_w = \frac{A_g \times U_g + A_f \times U_f + A_p \times U_p + \Psi_g \times l_g}{A_g + A_f + A_p}$$

$$U_w = 1.92 \text{ Wm}^2/\text{k}$$

The coefficient of heat transmission system
HATIOGLU PLASTIK YAPI ELEMANLARI SAN. VE TIC.A.S
For PVC door
size 1000 is 2000 mm:

$$\underline{U_w = 1.92 \text{ Wm}^2/\text{k}}$$

