


Ultra V Pro

HALF-CELL N-Type TOPCon
 FULL-BLACK Glass-Glass BIFACIAL MODULE
 TYPE: STPXXXS-I60-Nsfb+



490-510W **23.0%**
 POWER OUTPUT MAX EFFICIENCY



Aesthetic appearance design
 Elegant design in all-black appearance, harmonious integration with the components of the building to provide an intense aesthetic experience



Multi busbar technology
 Superior optical utilization and current collection capability, effectively improving product power and reliability



Withstand harsh environments
 Reliable quality that makes module resistant even to high temperatures, salt water and ammonia



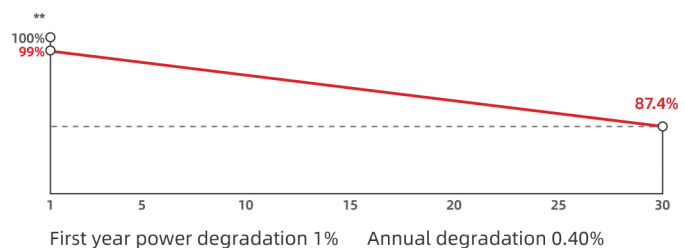
Superior load-bearing capability
 Module certified to withstand **5400 Pa** front side max static test load and **2400 Pa** rear side max static test load *



ISO 14001 Environment Management System
 ISO 45001 Occupational Health and Safety
 ISO 9001 Quality Management System
 SA 8000 Social Responsibility Standards
 IEC TS 62941 Guideline for Module Design
 IEC 61701 Salt-mist certification
 IEC 62716 Ammonia certification
 IEC 60068-2-68 Dust and Sand
 IEC 61730-2 (UL790) Fire class C



30 years of linear warranty
25 years of product warranty



* Please refer to Suntech Standard Module Installation Manual for details.

** Please refer to Suntech Limited Warranty for details.

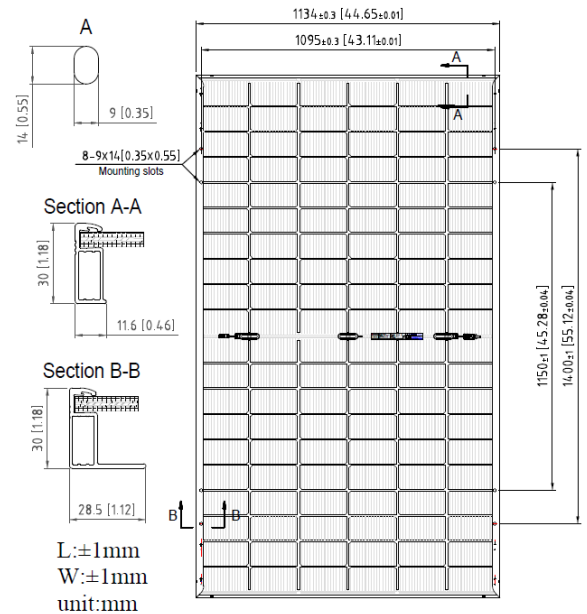
*** WEEE only for EU market.

**** Suntech reserves the right to the final.

Ultra V Pro STPXXXS-I60-Nsfb+ 490-510W

Mechanical Characteristics

Solar Cell	N-type Monocrystalline silicon
No. of Cells	120 (6 × 20)
Dimensions	1952 × 1134 × 30 mm (76.85 × 44.6 × 1.2 inches)
Weight	26.5 kg (58.4 lb.)
Front/Back Glass	2.0+2.0 mm (0.079+ 0.079 inches) (rear glass in glazed black/transparent)
Output Cables	4.0 mm ² , (-) 1400 mm and (+) 1400 mm in length or customized length
Junction Box	IP68 rated (3 bypass diodes)
Operating Module Temperature	-40°C- +70°C
Maximum System Voltage	1500 V DC (IEC)
Connectors	STP-XC4(Standard)/MC4 EVO2(Optional)
Maximum Series Fuse Rating	30 A
Power Tolerance	0/+5 W
Refer. Bifaciality Factor	(80 ± 5)%
Frame	Black anodized aluminum alloy frame
Packing Configuration	36 pieces per pallet 864 pieces per container /40'HC 1003 kg per pallet



For tracker installation, please turn to Suntech for mechanical load information.

Electrical Characteristics (STC)

Module Type	STP510S-I60-Nsfb+	STP505S-I60-Nsfb+	STP500S-I60-Nsfb+	STP495S-I60-Nsfb+	STP490S-I60-Nsfb+
Maximum Power (Pmax/W)	510	505	500	495	490
Optimum Operating Voltage (Vmp/V)	36.91	36.73	36.55	36.37	36.19
Optimum Operating Current (Imp/A)	13.82	13.75	13.68	13.61	13.54
Open Circuit Voltage (Voc/V)	44.12	43.92	43.72	43.52	43.32
Short Circuit Current (Isc/A)	14.56	14.49	14.42	14.35	14.28
Module Efficiency (%)	23.0	22.8	22.6	22.4	22.1

STC: Irradiance 1000 W/m², module temperature 25 °C, AM=1.5; Measuring tolerance is within +/- 3%;

Electrical Characteristics (BNPI)

	562	556	550	545	540
Maximum Power (Pmax/W)	562	556	550	545	540
Optimum Operating Voltage (Vmp/V)	36.91	36.73	36.51	36.37	36.19
Optimum Operating Current (Imp/A)	15.22	15.14	15.06	14.98	14.91
Open Circuit Voltage (Voc/V)	44.12	43.92	43.72	43.52	43.32
Short Circuit Current (Isc/A)	16.03	15.95	15.88	15.80	15.72

BNPI: Irradiance front 1000 W/m², rear 135 W/m², module temperature 25 °C, AM=1.5;

Temperature Characteristics

Temperature Coefficient of Pmax	-0.29%/°C
Temperature Coefficient of Voc	-0.24%/°C
Temperature Coefficient of Isc	0.043%/°C

Information on how to install and operate this product is available in the installation instruction. All values indicated in this data sheet are subject to change without prior announcement. The specifications may vary slightly. All specifications are in accordance with standard EN 50380. Color differences of the modules relative to the figures as well as discolorations of/in the modules which do not impair their proper functioning are possible and do not constitute a deviation from the specification.

Graphs Current-Voltage & Power-Voltage (500W)

