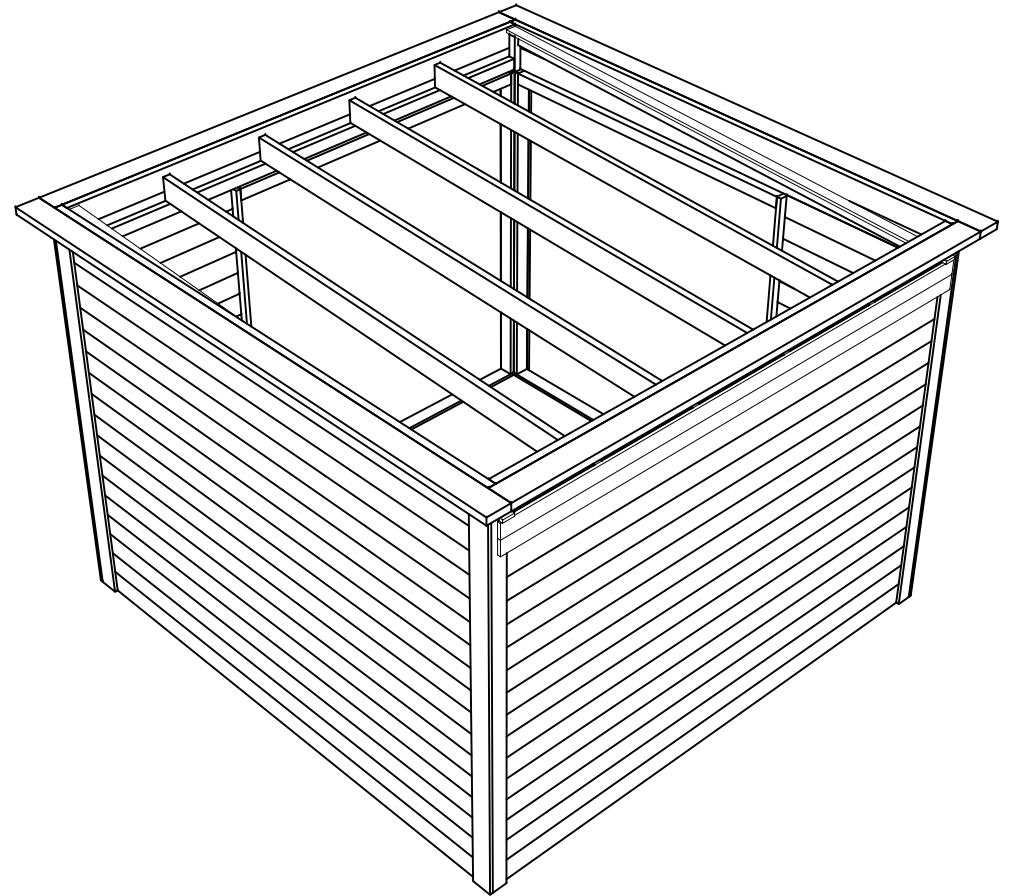
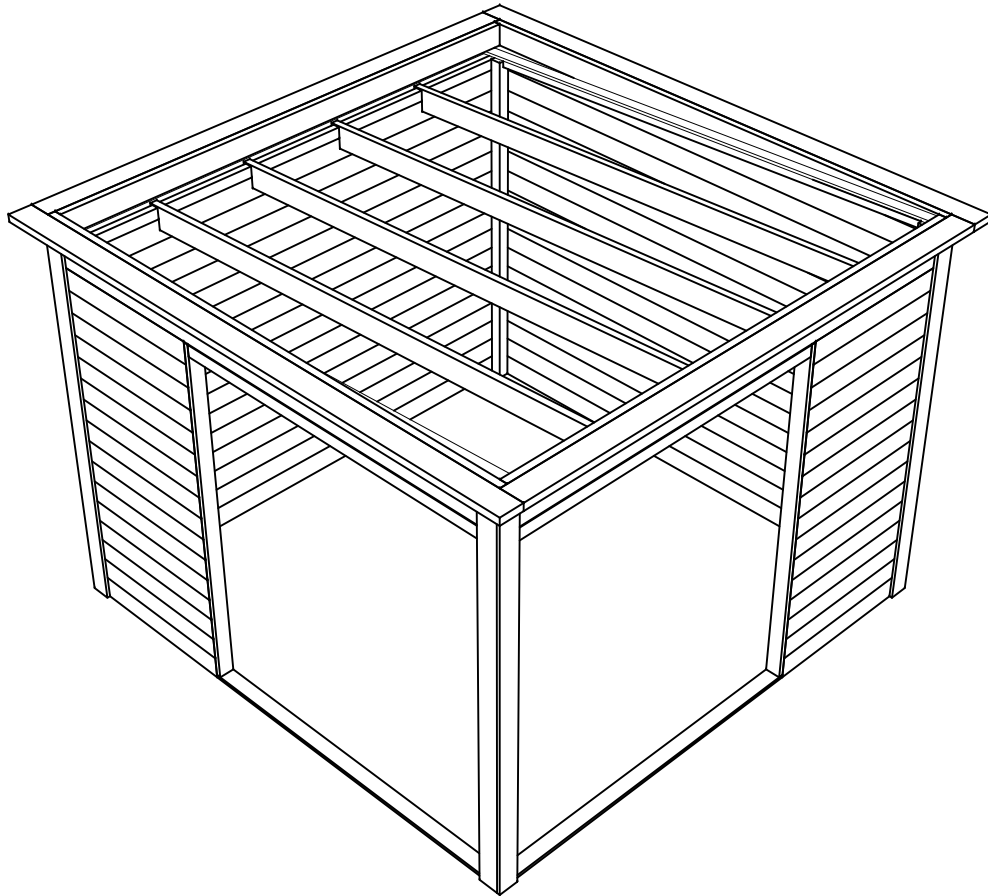


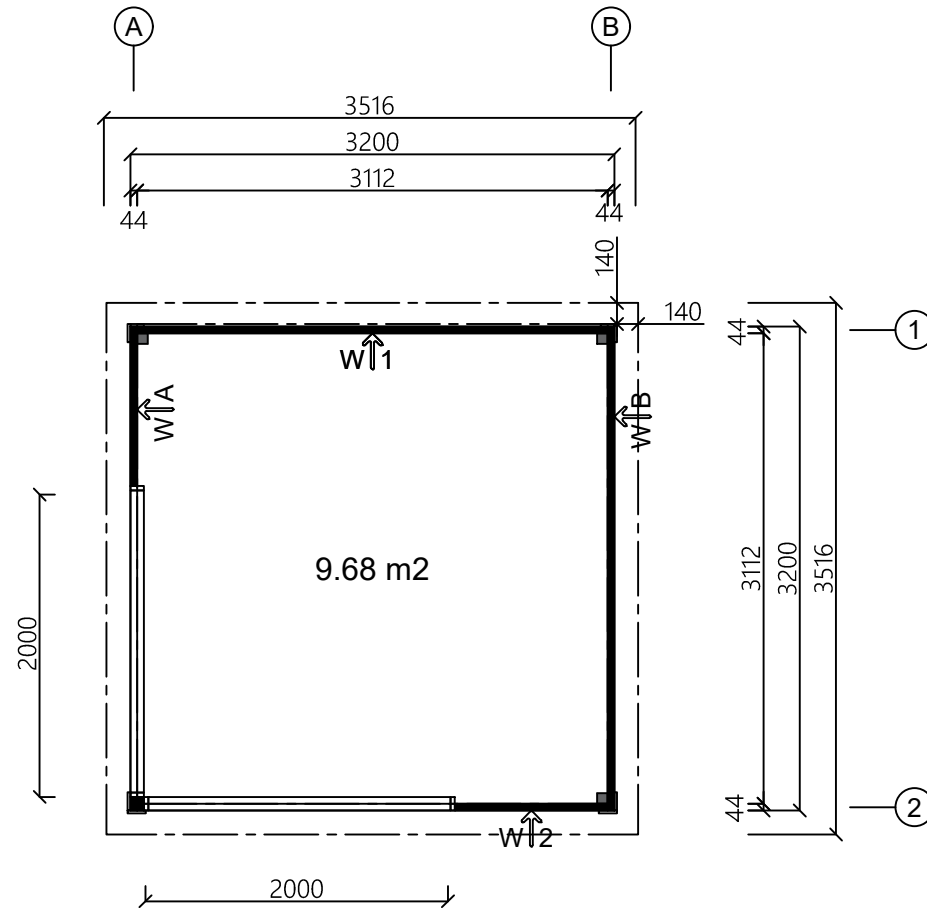
Ohne Türen - Without doors

Model	4484611	Seite/Page	1
Zeichnung/Drawing	3D	Maßstab/Scale	
Profil/Profile	44x135	Datum/Date	16.01.2026
Zeichner/Drafter	SRM	File	4484611.dwg




Model	4484611	Seite/Page	2
Zeichnung/Drawing	3D	Maßstab/Scale	
Profil/Profile	44x135	Datum/Date	16.01.2026
Zeichner/Drafter	SRM	File	4484611.dwg

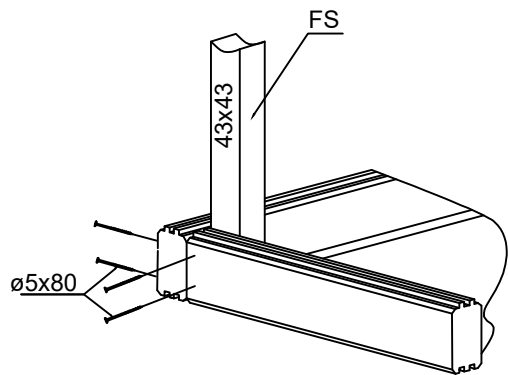
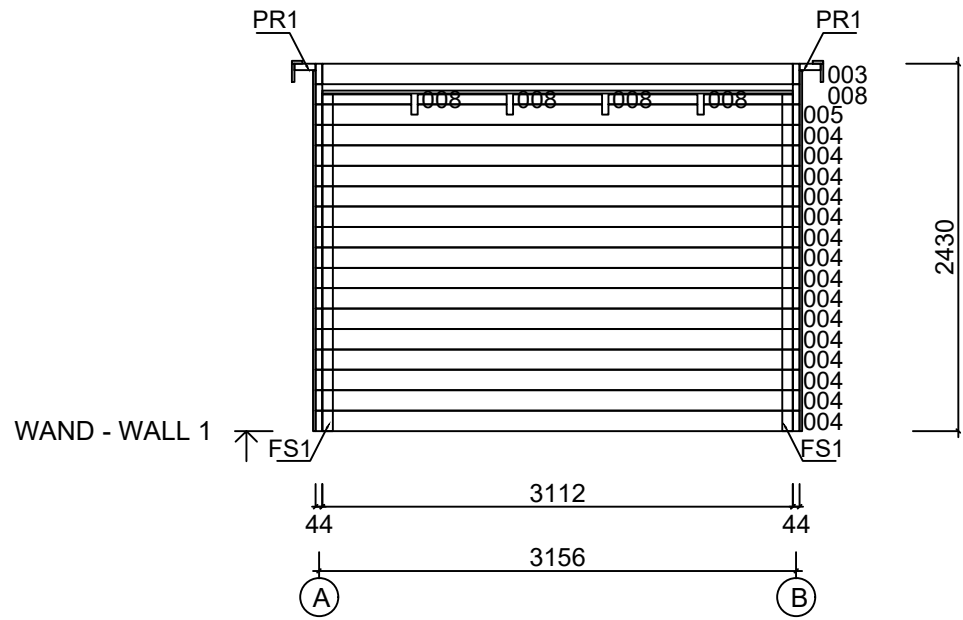
H = 1.700 m
 TOTAL: 9.68 m²



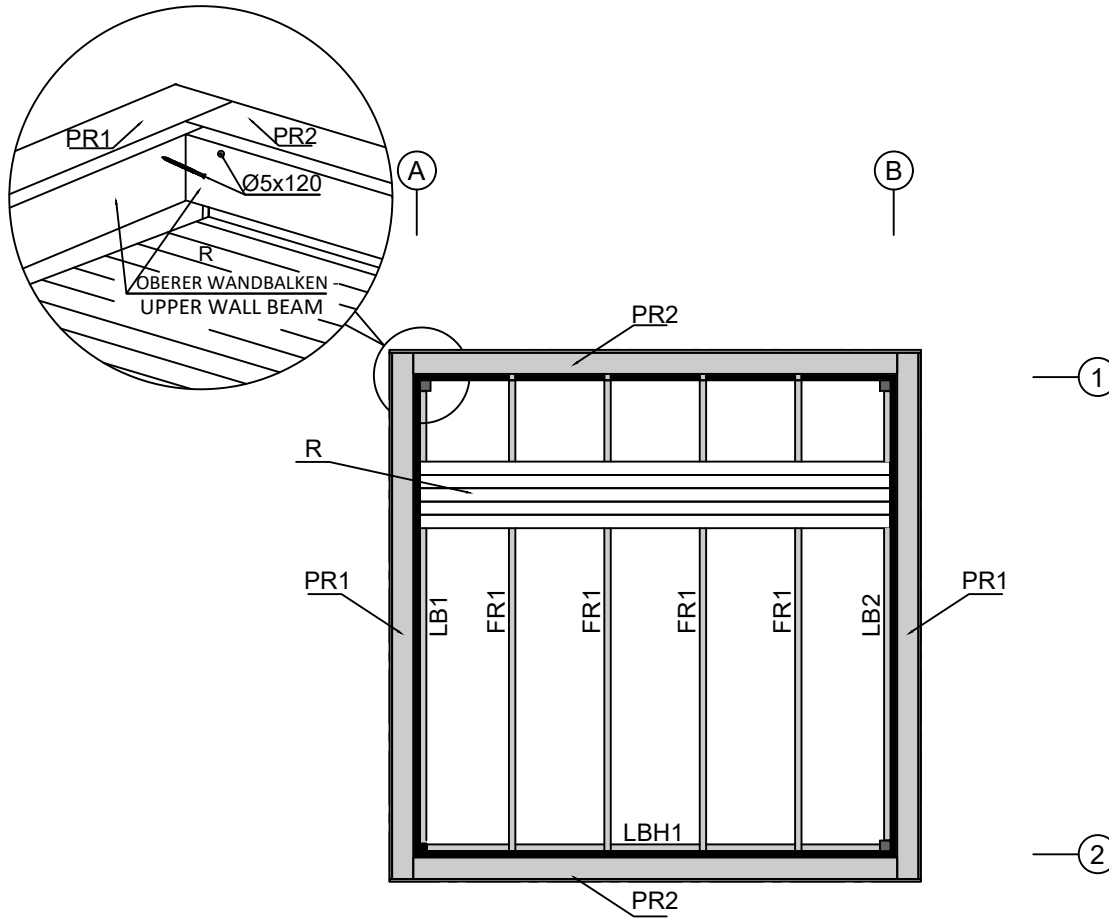
Model	4484611	Seite/Page	3
Zeichnung/Drawing	GRUNDPLAN - GROUNDPLAN	Maßstab/Scale	1:50
Profil/Profile	44x135	Datum/Date	16.01.2026
Zeichner/Drafter	SRM	File	4484611.dwg



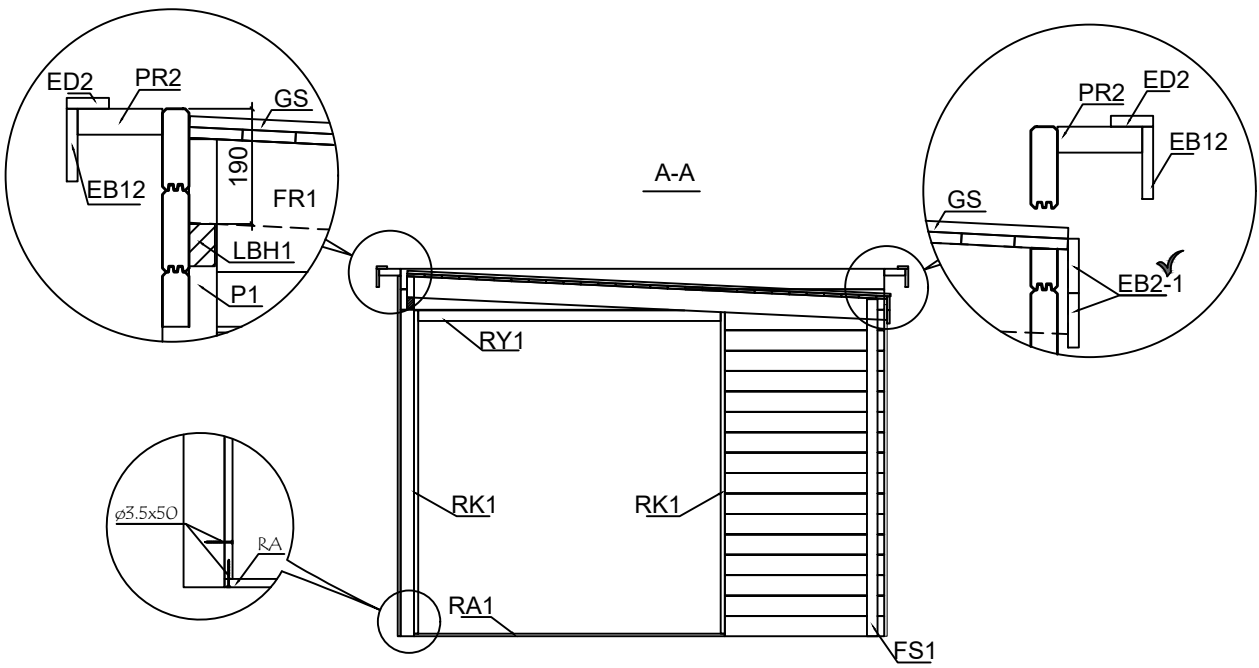
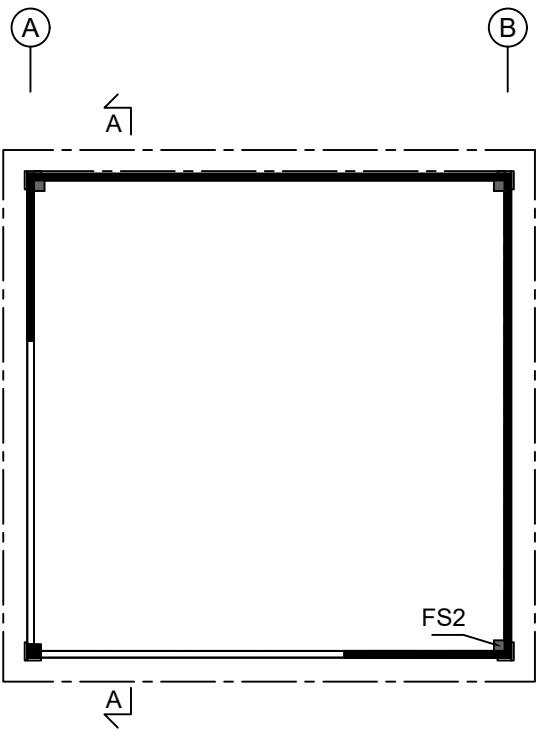
Model	4484611	Seite/Page	5
Zeichnung/Drawing	WAND - WALL B	Maßstab/Scale	1:50
Profil/Profile	44x135	Datum/Date	16.01.2026
Zeichner/Drafter	SRM	File	4484611.dwg



Model	4484611	Seite/Page	6
Zeichnung/Drawing	WAND - WALL 1	Maßstab/Scale	1:50
Profil/Profile	44x135	Datum/Date	16.01.2026
Zeichner/Drafter	SRM	File	4484611.dwg



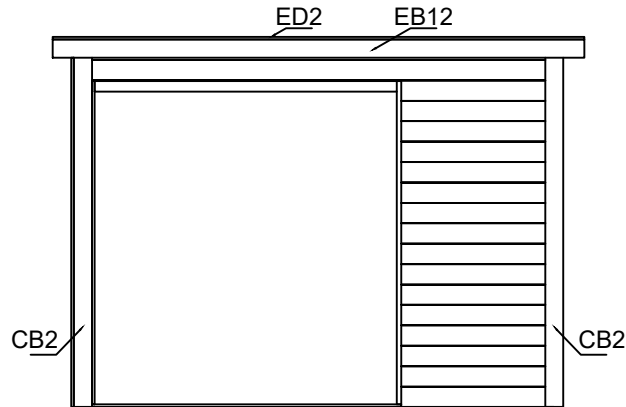
Model	4484611	Seite/Page	8
Zeichnung/Drawing	DACHPLAN - ROOF PLAN	Maßstab/Scale	1:50
Profil/Profile	88x18 oder-or 114x18 / 43x140	Datum/Date	16.01.2026
Zeichner/Drafter	SRM	File	4484611.dwg



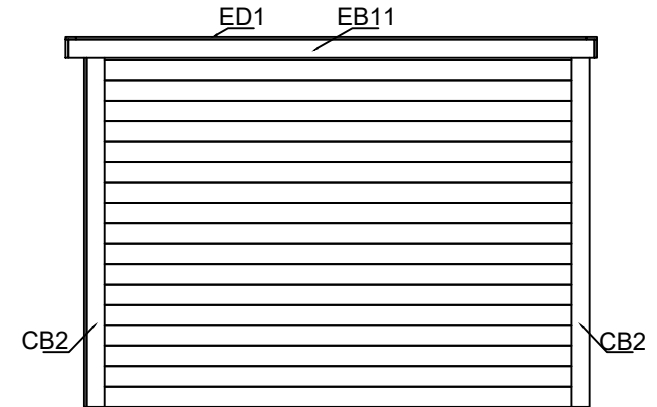
①

②

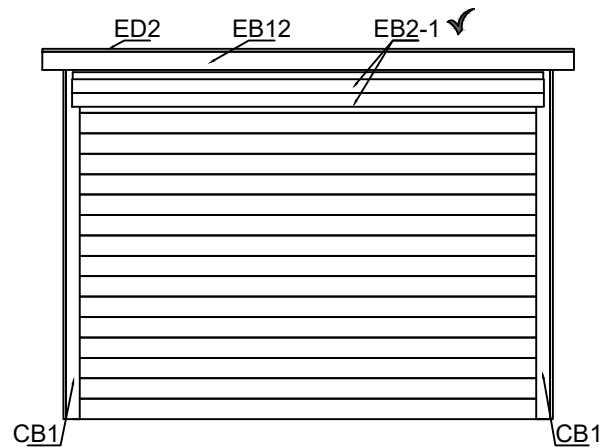
Model	4484611	Seite/Page	9
Zeichnung/Drawing	SCHNITT A - CUT A	Maßstab/Scale	1:50
Profil/Profile	44x135	Datum/Date	16.01.2026
Zeichner/Drafter	SRM	File	4484611.dwg



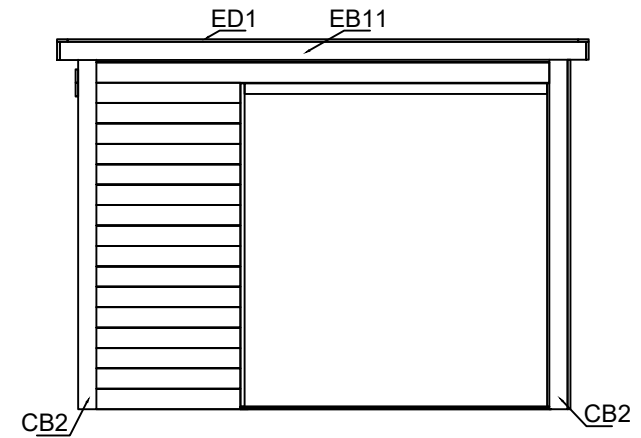
VORDERANSICHT-FRONT VIEW
SCALE: NOT TO SCALE



SEITENANSICHT (RECHTS) - SIDE VIEW (RIGHT)
SCALE: NOT TO SCALE
































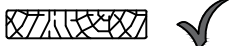











RÜCKANSICHT - BACK VIEW
SCALE: NOT TO SCALE



SEITENANSICHT (LINKS) - SIDE VIEW (LEFT)
SCALE: NOT TO SCALE

Model	4484611	Seite/Page	10
Zeichnung/Drawing	ANSICHTEN - VIEWS	Maßstab/Scale	1:50
Profil/Profile	44x135	Datum/Date	16.01.2026
Zeichner/Drafter	SRM	File	4484611.dwg

Pos	Stückliste - Specification 4484611	Stck. Pcs.	Profil Profile (mm)	Länge Length (mm)	
EX1	ERZATZBOHLE-SPARE BEAM 	1	44x135	3200	
001	OHNE FEDER - WITHOUT TONGUE 	2	44x135	3200	
002		18	44x135	3200	
003	OHNE FEDER - WITHOUT TONGUE 	2	44x135	3112	
004		16	44x135	3112	
005		1	44x135	3112	
006		16	44x135	1054	
007		16	44x135	1010	
008		5	44x68	588	
SH	SCHLAGHOLZ - HAMMER BLOCK 44 MM 	2	44x135	300	
RA1	EXTRA FUNDAMENTHOLZ (IMM) - EXTRA FLOOR JOIST (IMM) 	2	18x90	2055	
RK1	RAHMEN VERTIKAL - JAMBS 	4	28x90	2137	
RY1	RAHMEN OBEN- HEAD 	2	70x90	2000	
ED1	DECKENLEISTEN - COVERING BOARD 	2	70x18	3376	
ED2	DECKENLEISTEN - COVERING BOARD 	2	70x18	3516	
CB1	ECKLEISTE - CORNER FILLET 	2	120x18	2385	
CB2	ECKLEISTE - CORNER FILLET 	6	120x18	2385	
FS1	ECKLEISTE - CORNER FILLET 	2	70x70	2230	
FS2	ECKLEISTE - CORNER FILLET 	1	70x70	2380	
P1	PFOSTEN - POST 	1	90x90	2380	
PR1	BALKEN - BEAM 	2	140x43	3480	
PR2	BALKEN - BEAM 	2	140x43	3200	
EB11	TRAUFENBRETT - EAVES BOARD 	2	18x120	3480	
Model	4484611	Datum/Date	16.01.2026	Seite/Page	1/2

Pos	Stückliste - Specification 4484611		Stck. Pcs.	Profil Profile (mm)	Länge Length (mm)
EB12	TRAUFENBRETTER - EAVES BOARD 		2	18x120	3516
FR1	DACHBALKEN - ROOF BEAM 		4	43x140	3185
LB1	STÜTZBALKEN - SUPPORT BEAM 		1	43x43	2990
LB2	STÜTZBALKEN - SUPPORT BEAM 		1	43x43	2970
LBH1	STÜTZBALKEN - SUPPORT BEAM 		1	43x70	2995
R-1	DACHBRETT - ROOFBOARD	88mm or-oder 114mm 	37+1 28+1	88x18 114x18	3112
EB2-1	TRAUFENBRETTER - EAVES BOARD		2	18x90	3120
GS-1	GIEBELDECKLEISTE - GABLE COVER STRIPS		2	18x70	3200
HS14	SCHRAUBEN FÜR RAHMEN VERTIKAL - SCREWS FOR FRAME STILES / RK	48 	144	Ø3.5x50	
	SCHRAUBE FÜR DACHLEISTE - SCREW FOR ROOF TRIM / ED	32			
	SCHRAUBE FÜR ECKBORD - SCREW FOR CORNER BOARD / CB	64			
HS34	SCHRAUBEN FÜR TRAUFBRETT - SCREWS FOR EAVES BOARD / EB	52 	66	Ø4.5x50	
	SCHRAUBEN FÜR GIEBELDECKLEISTEN - SCREWS FOR GABLE COVER STRIPS / GS	14			
HS36	SCHRAUBE FÜR STÜTZBALKEN - SCREW FOR SUPPORT BEAM / LB	16 	24	Ø4.5x70	
	SCHRAUBE FÜR STÜTZBALKEN - SCREW FOR SUPPORT BEAM / LBH	8			
HS38	SCHRAUBEN ZUR TÜRBEFESTIGUNG - SCREWS FOR DOOR FIXING		20	Ø4.5x90	
HS49	SCHRAUBEN FÜR Pos. - SCREWS FOR Pos. / 008		10	Ø5.0x100	
HS410	SCHRAUBEN FÜR RAHMEN - SCREWS FOR FRAME / RY SCHRAUBE FÜR BALKEN - SCREW FOR BEAM / PR	6 24 	30	Ø5.0x120	
HS47	SCHRAUBEN FÜR BEFESTIGUNGSLEISTE - SCREWS FOR FIXING SLAT / FS ZUR WANDMONTAGE - FOR WALL ASSEMBLY		220	Ø5x80	
HS512	SCHRAUBEN FÜR DACHBALKEN - SCREWS FOR ROOF BEAM / FR	8 	12	Ø6x180	
	SCHRAUBEN FÜR Pos. - SCREWS FOR Pos. 003	4			
NF32	NÄGEL FÜR DACHBRETT - NAILS FOR ROOF BOARDS / R		444	Ø2.5x60	
	OPTIONAL				
Model	4484611	Datum/Date	16.01.2026	Seite/Page	2/2