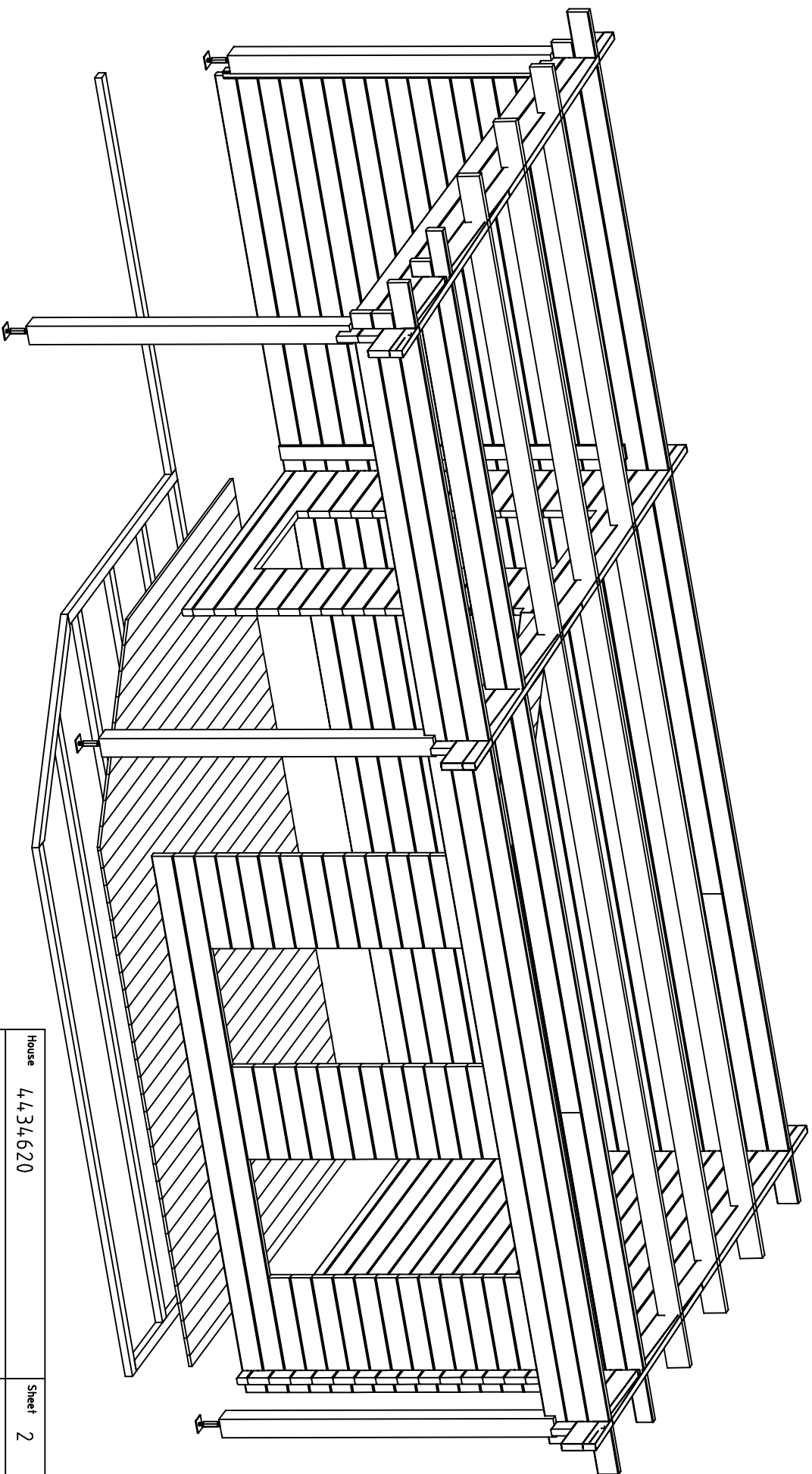
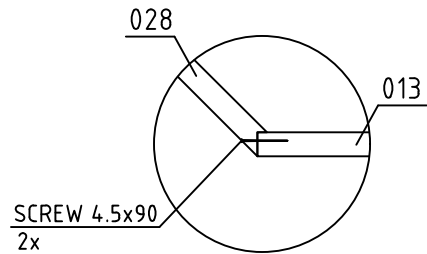
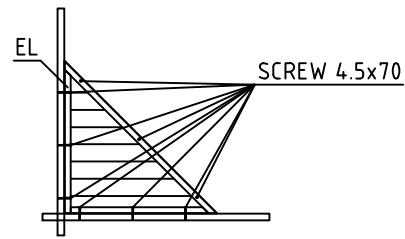
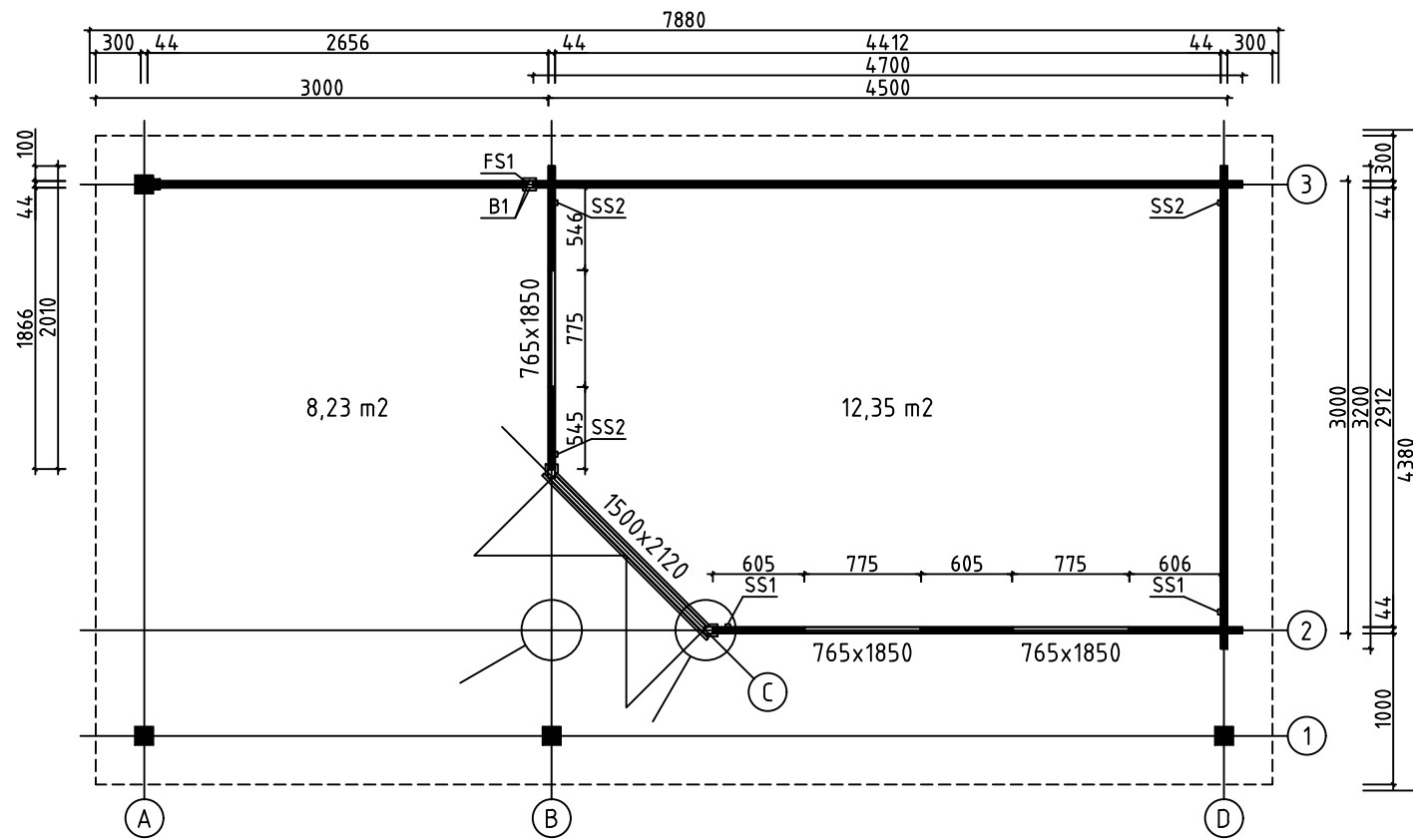


House	4434620	Sheet	1
Drawing	3D	Scale	
Material	44X135	Date	04.08.2023
Drawer	RP	File	4434620 3D.dwg

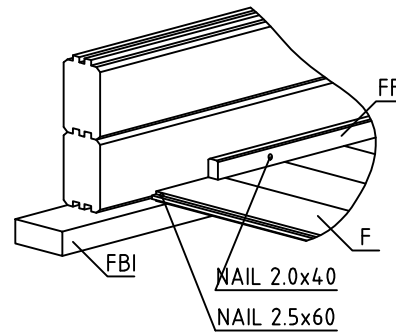
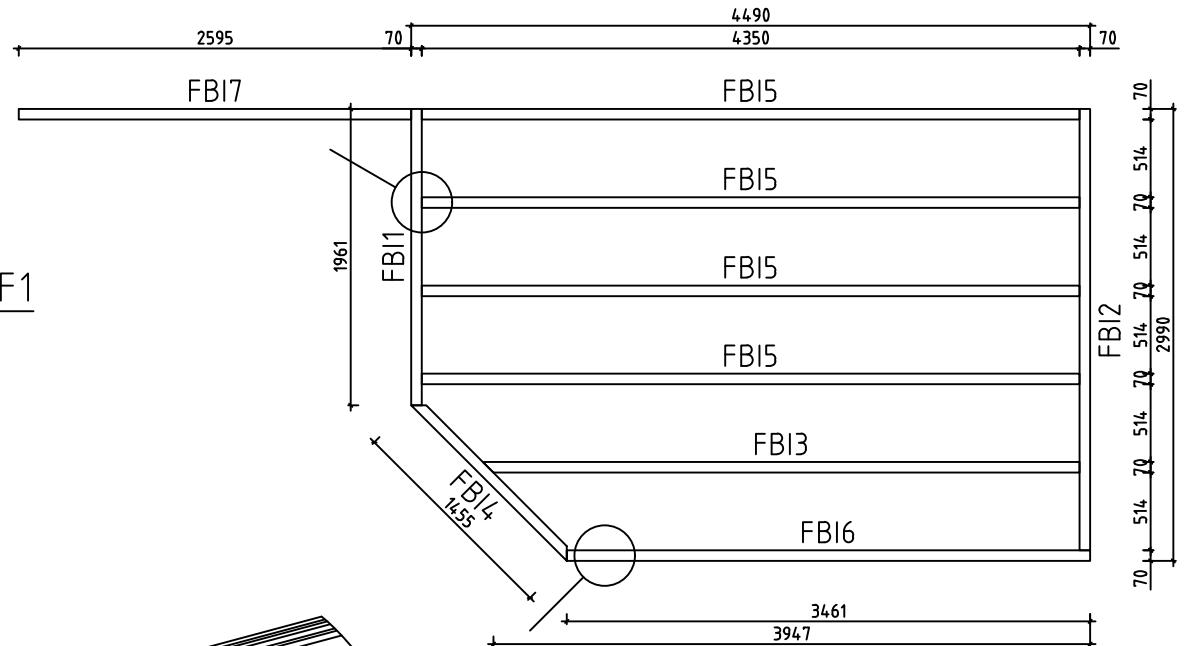
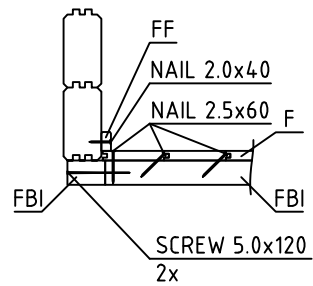
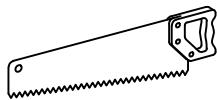
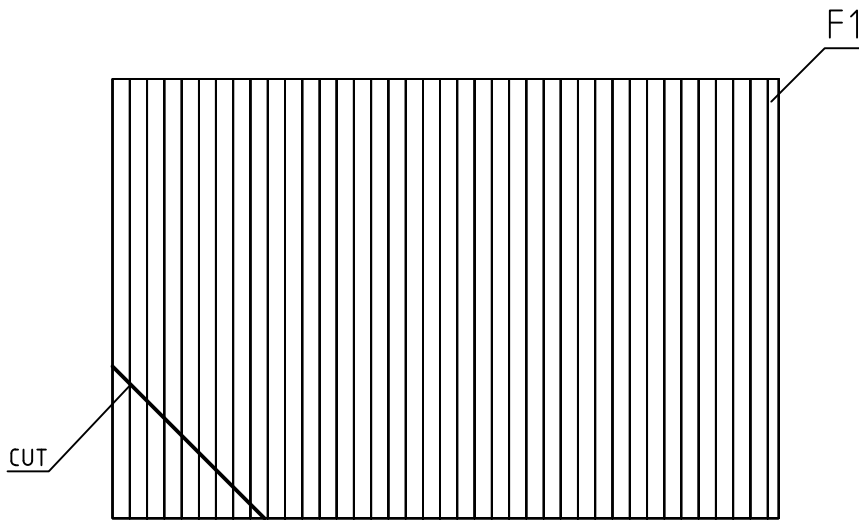


House	4434620	Sheet	2
Drawing	3D	Scale	
Material	44X135	Date	04.08.2023
Drawer	RP	File	4434620 3D.dwg

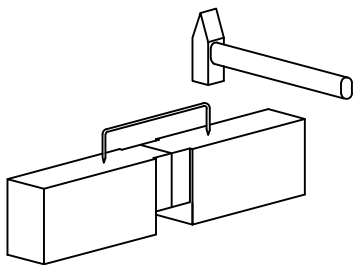
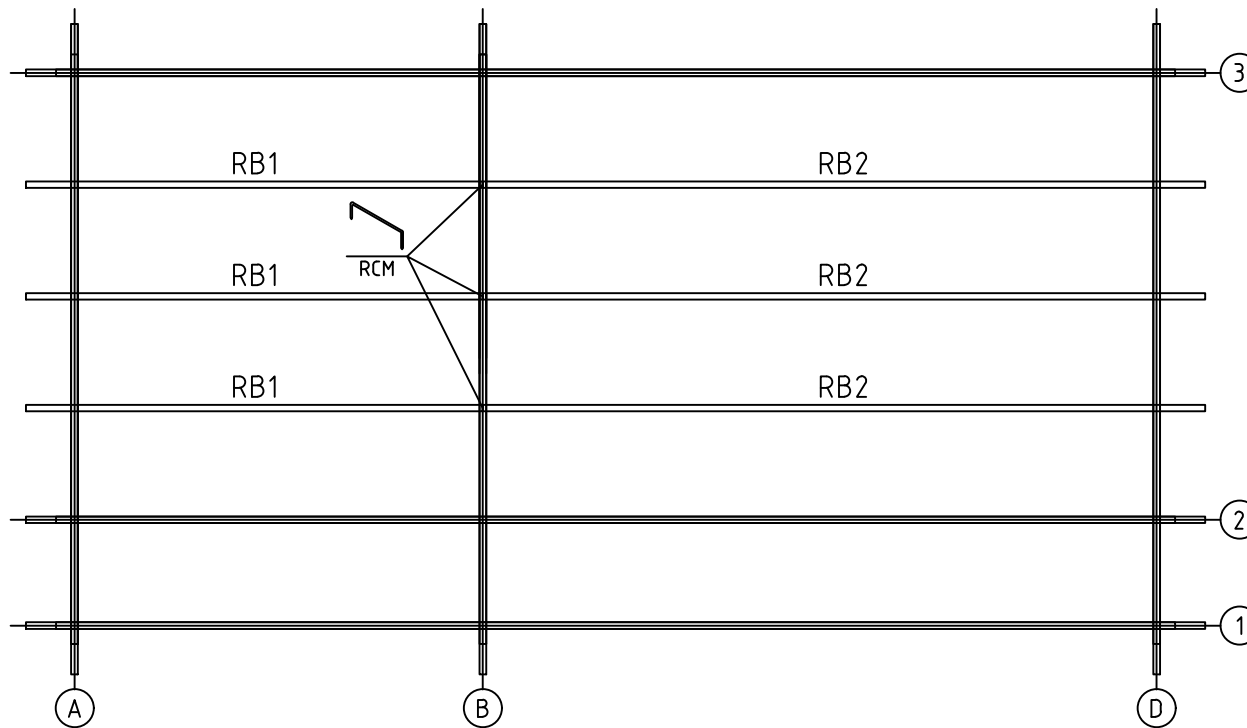


House	4434620	Sheet	3
Drawing	GRUNDPLAN-GRUNDPLAN-PLAN	Scale	1:50
Material	44x135	Date	04.08.2023
Drawer	RP	File	4434620.dwg

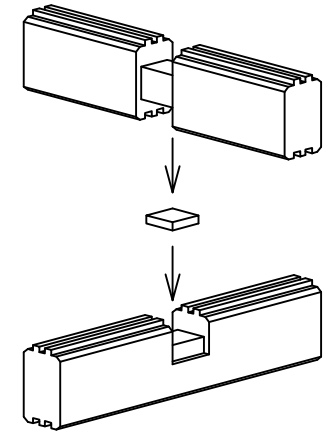
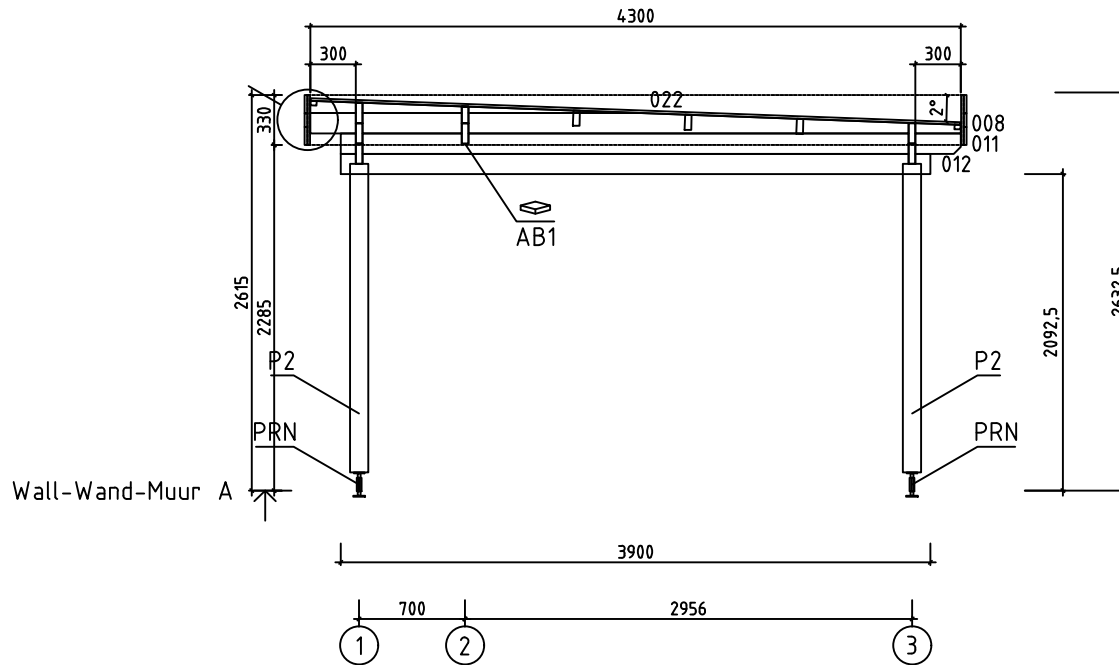
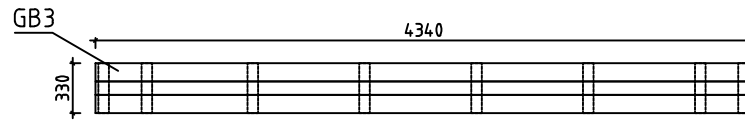
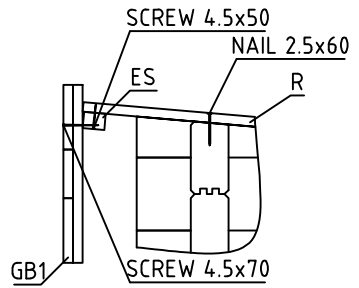
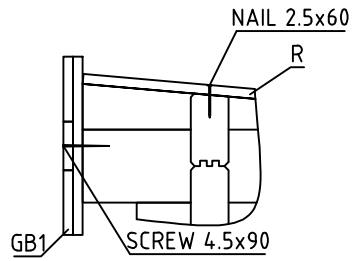
FLOORBOARD-FUSSBODENBRETT-VLOERPLANK



House	4434620	Sheet	4
Drawing	FLOORBEAMS-FUSSBODENBALKEN-VLOERBALKEN	Scale	1:50
Material	18x114      70x45	Date	04.08.2023
Drawer	RP	File	4434620.dwg



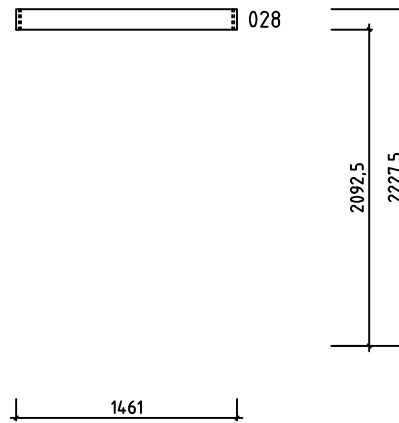
House	4434620	Sheet	5
Drawing	ROOFBEAMS-DACHBALKEN-DAKBALK	Scale	1:50
Material	43x140	Date	04.08.2023
Drawer	RP	File	4434620.dwg



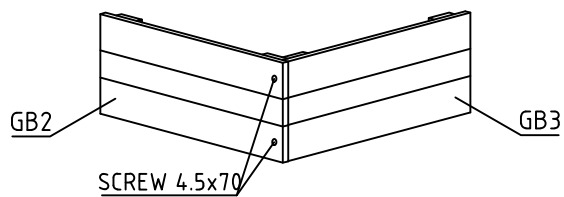
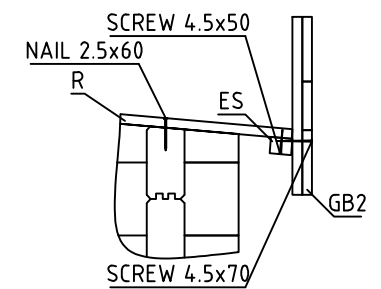
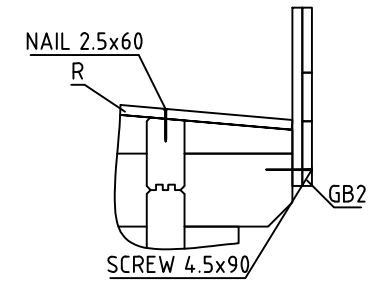
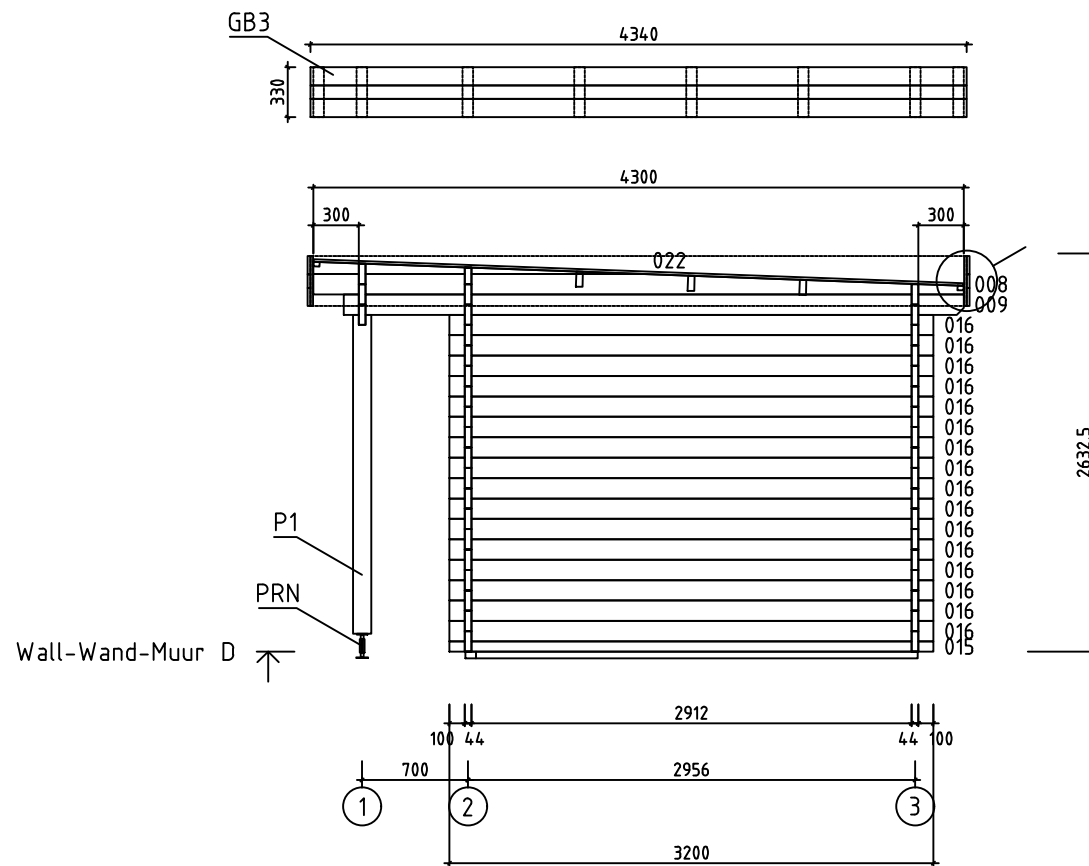
House	4434620	Sheet	6
Drawing	WALL-WAND-MUUR A	Scale	1:50
Material	44x135	Date	04.08.2023
Drawer	RP	File	4434620.dwg



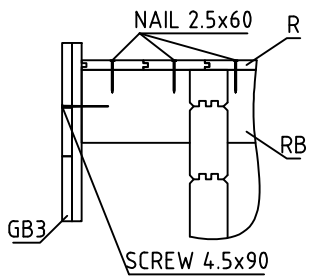
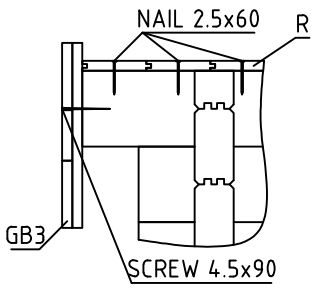
Wall-Wand-Muur C ↗



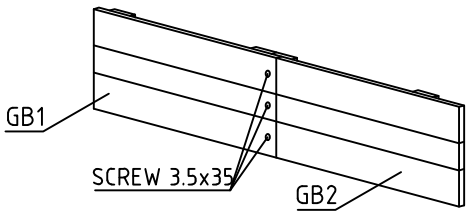
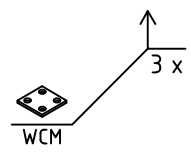
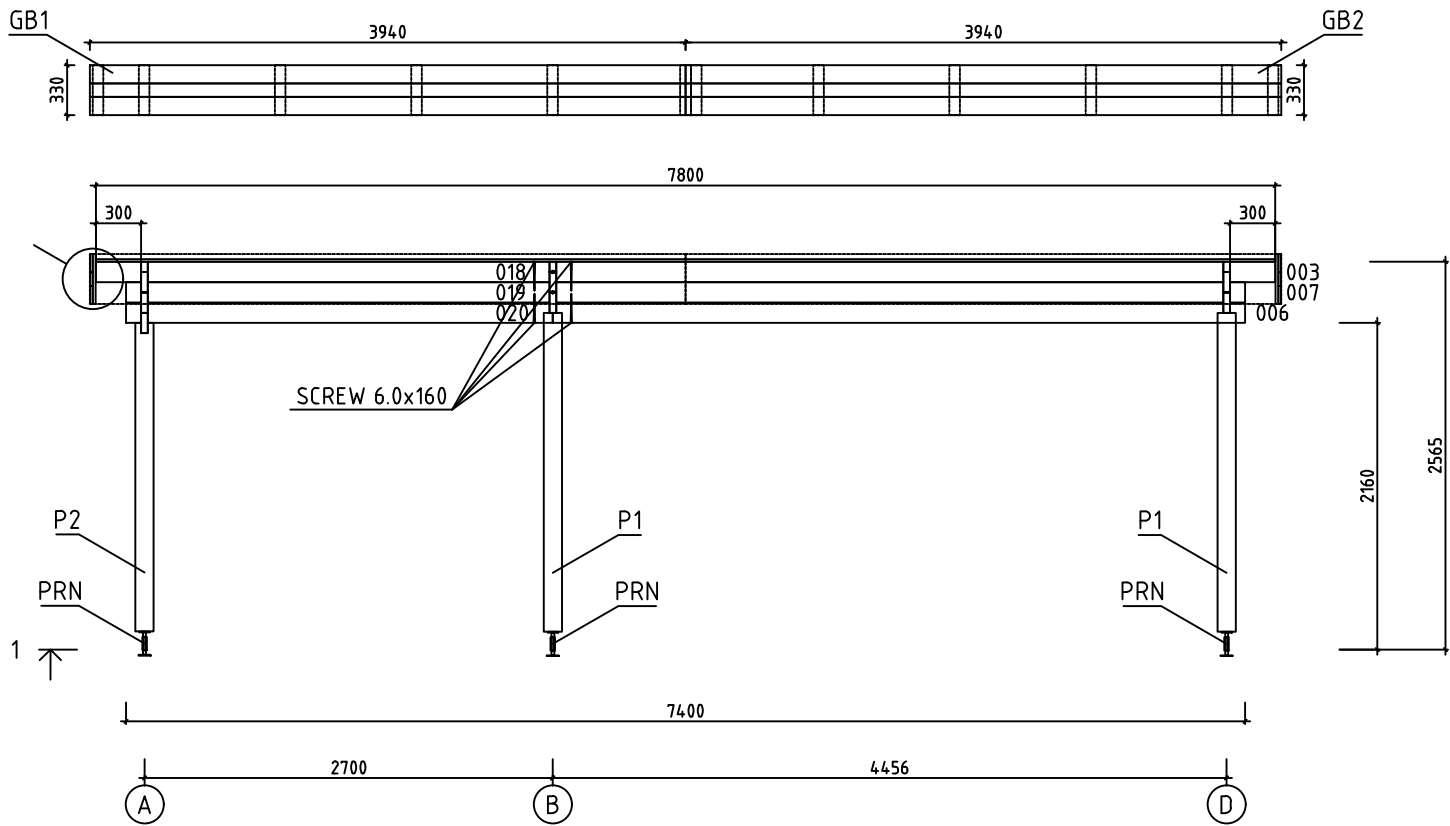
House	4434620	Sheet	8
Drawing	WALL-WAND-MUUR C	Scale	1:50
Material	44x135	Date	04.08.2023
Drawer	RP	File	4434620.dwg



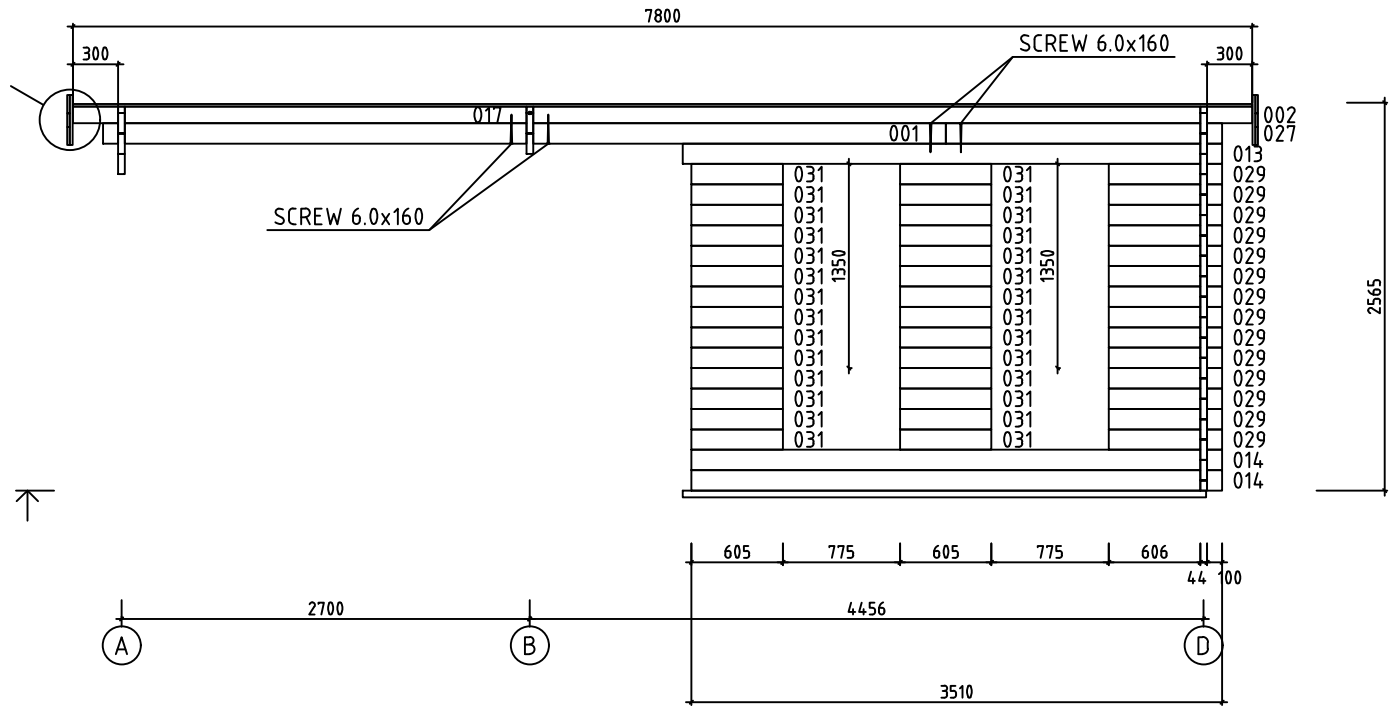
House	4434620	Sheet	9
Drawing	WALL-WAND-MUUR D	Scale	1:50
Material	44x135	Date	04.08.2023
Drawer	RP	File	4434620.dwg



Wall-Wand-Muur 1



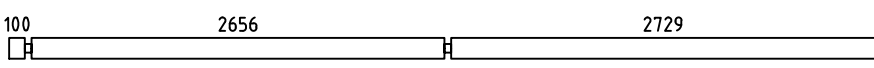
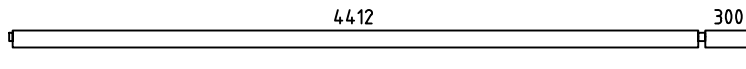

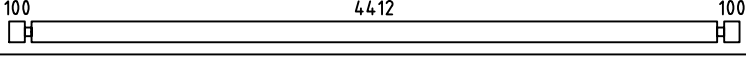







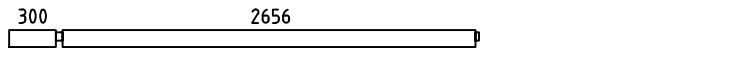












House	4434620	Sheet	10
Drawing	WALL-WAND-MUUR 1	Scale	1:50
Material	44x135	Date	04.08.2023
Drawer	RP	File	4434620.dwg



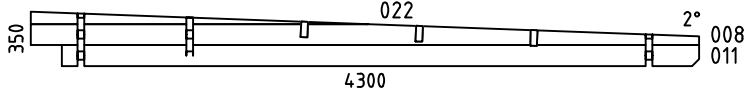
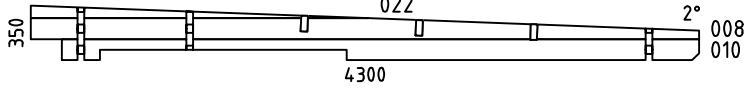
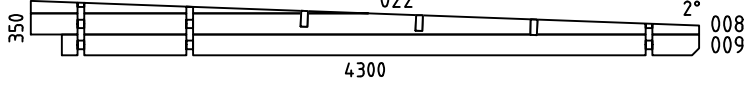













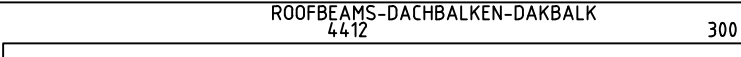
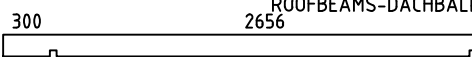












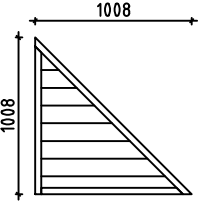










Wall-Wand-Muur 2 ↗







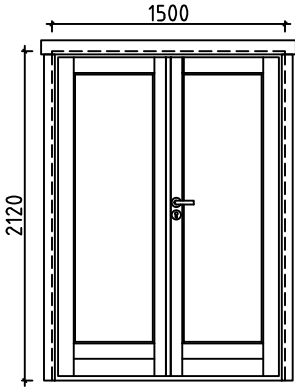
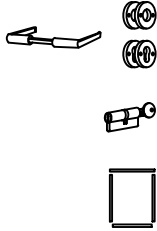


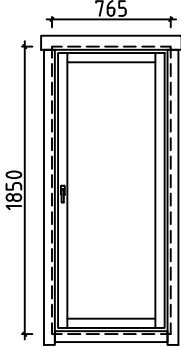

House	4434620	Sheet	11
Drawing	WALL-WAND-MUUR 2	Scale	1:50
Material	44x135	Date	04.08.2023
Drawer	RP	File	4434620.dwg








Pos	Specification-Bestimmung-Omschrijving	Pcs	Profile (mm)	L (mm)	
001		2	44x135	5573	
002		1	44x109	4778	
003		PM 2	44x135	4778	
004	SPARE BEAM-ERZATZBOHLE-VOORRAADPLANK 	1	44x135	4700	
005		16	44x135	4700	
006		1	44x135	4578	
007		1	44x135	4578	
012		1	44x135	3900	
013		1	44x135	3567	
014		2	44x135	3510	
015		1	44x68	3200	
016		16	44x135	3200	
017		1	44x109	3022	
018		PM 2	44x135	3022	
019		1	44x135	2822	
020		1	44x135	2822	
021		16	44x135	2440	
023		1	44x135	2067	
024		1	44x68	2010	
025		1	44x135	2010	
026		1	44x135	2010	
027		2	44x135	1827	
028		PM 1	44x135	1461	
029		14	44x135	750	
030		13	44x135	690	
House 4434620		Material		File 4434620.dwg	Sheet 13

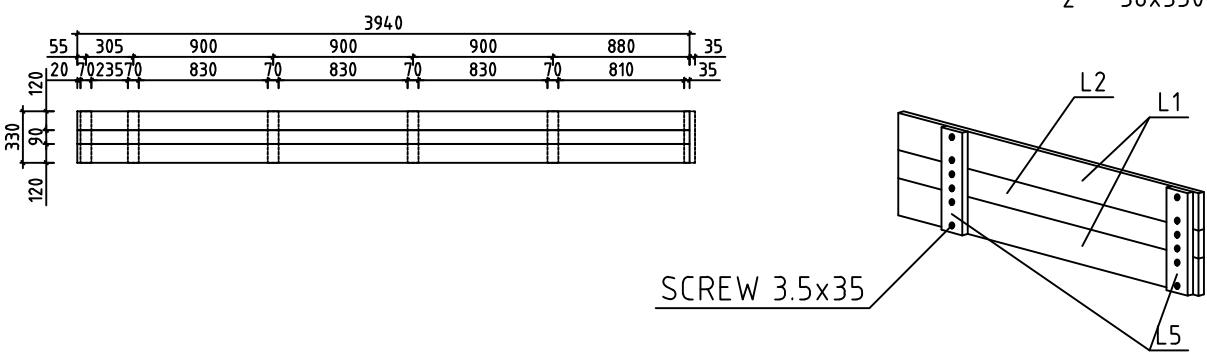
Pos	Specification-Bestimmung-Omschrijving	Pcs	Profile (mm)	L (mm)	
031		28	44x135	605	
032		13	44x135	545	
WA-1		1	44x349	4300	
WB-1		1	44x349	4300	
WD-1		1	44x349	4300	
HB	HIT BLOCK-SCHLAGHÖLZER-BLAZENPLANK 	2	44x135	300	
FBI5	FLOORBEAMS-FUSSBODENBALKEN-VLOERBALKEN 	IMM	4	70x45	4350
FBI6	FLOORBEAMS-FUSSBODENBALKEN-VLOERBALKEN 	IMM	1	70x45	3461
FBI2	FLOORBEAMS-FUSSBODENBALKEN-VLOERBALKEN 	IMM	1	70x45	2920
FBI7	FLOORBEAMS-FUSSBODENBALKEN-VLOERBALKEN 	IMM	1	70x45	2595
FBI1	FLOORBEAMS-FUSSBODENBALKEN-VLOERBALKEN 	IMM	1	70x45	1961
FBI3	FLOORBEAMS-FUSSBODENBALKEN-VLOERBALKEN 	IMM	1	45x70	3946
FBI4	FLOORBEAMS-FUSSBODENBALKEN-VLOERBALKEN 	IMM	1	45x70	1455
FS2	FIXING SLAT-BEFESTIGUNGSLEISTE-BEVESTIGING PLINT 	1	45x70	2100	
FS1	FIXING SLAT-BEFESTIGUNGSLEISTE-BEVESTIGING PLINT 	1	45x45	2110	
P1	POST-PFOSTEN-STUT 	2	120x120	2110	
P2	POST-PFOSTEN-STUT 	2	120x120	2040	
B1	BOARD-BRETT-PLANK 	2	18x90	2180	
RB2	ROOFBEAMS-DACHBALKEN-DAKBALK 	3	43x140	4778	
RB1	ROOFBEAMS-DACHBALKEN-DAKBALK 	3	43x140	3022	
F1	FLOORBOARD-FUSSBODENBRETT-VLOERPLANK  or-oder-of	39+1 51+1	18x114 18x88	2905	
R1	ROOFBOARD-DACHBRETT-DAKPLANK  or-oder-of	69+1 90+1	18x114 18x88	4300	
House 4434620		Material	File 4434620.dwg	Sheet 14	

Pos	Specification-Bestimmung-Omschrijving		Pcs	Profile (mm)	L (mm)
FF1	FLOOR FILLET-FUSSBODENLEISTE-VLOERPLINT			18x35	15m
ES1	EAVE SLAT-TRAUFENLEISTE-AFDEKLIJST		2	30x40	2655
ES2	EAVE SLAT-TRAUFENLEISTE-AFDEKLIJST		4	30x40	2205
ES3	EAVE SLAT-TRAUFENLEISTE-AFDEKLIJST		4	30x40	300
GB1	ASSEMBLY REQUIRED-MONTAGE ERFORDERLICH-MONTAGE VEREIST		2	36x330	3940 +35
GB2	ASSEMBLY REQUIRED-MONTAGE ERFORDERLICH-MONTAGE VEREIST		2	36x330	3940
GB3	ASSEMBLY REQUIRED-MONTAGE ERFORDERLICH-MONTAGE VEREIST		2	36x330	4340
AB1	ASSEMBLING BOARD-MONTAGE BOARD-MONTAGE PLANK		3	15x30	30
EL	ELEMENT-ELEMENTE-ELEMENTEN		1	48x1008	1008
SS1	STORM SLAT-STURMLEISTE-STORMLIJST		2	18x35	2360
SS2	STORM SLAT-STURMLEISTE-STORMLIJST		3	18x35	2290
PRN	POST REGULATOR-PFOSTEN REGLER-STUT REGELAAR		4		
RCM	ROOFBEAMS CONNECTING METAL-DACHBALKEN BEFESTIGUNGSMETALLE-DAKBALKEN POOLING METALEN		3	∅6.0	200
WCM	WALLBEAMS CONNECTING METAL-WANDBOHLNEN BEFESTIGUNG METALLE-MUURBALKEN POOLING METALEN		4	25	25
	SCREWS-SCHRAUBEN-SCHROEF FOR-FÜR-VOOR SS1, SS2		15	∅6.0	50
	WASHER-SCHEIBE-SCHIJF FOR-FÜR-VOOR SS1, SS2		15	∅6.0	18
	NAIL-NAGEL-NAGEL FOR-FÜR-VOOR FF1		40	∅2.0	40
	NAIL-NAGEL-NAGEL FOR-FÜR-VOOR F1, R1		860	∅2.5	60
	SCREWS-SCHRAUBEN-SCHROEF FOR-FÜR-VOOR GB1, GB2, GB3, WCM		256	∅3.5	35
House	4434620	Material	File	4434620.dwg	Sheet 15

Pos	Specification-Bestimmung-Omschrijving	Pcs	Profile (mm)	L (mm)	
	SCREWS-SCHRAUBEN-SCHROEF FOR-FÜR-VOOR PRN 	32	Ø6.0	45	
	SCREWS-SCHRAUBEN-SCHROEF FOR-FÜR-VOOR ES1, ES2, ES3, B1, FS2, P1, P2 	70	Ø4.5	50	
	SCREWS-SCHRAUBEN-SCHROEF FOR-FÜR-VOOR EL, GB1, GB2, GB3 	30	Ø4.5	70	
	SCREWS-SCHRAUBEN-SCHROEF FOR-FÜR-VOOR 015, 024, 028, GB1, GB2, GB3 	40	Ø4.5	90	
	SCREWS-SCHRAUBEN-SCHROEF FOR-FÜR-VOOR FBI1 - FBI7 	30	Ø5.0	120	
	SCREWS-SCHRAUBEN-SCHROEF 001, 003, 006, 010, FOR-FÜR-VOOR 018, 020, 027, RB1, RB2 	24	Ø6.0	160	
	DOUBLEDOR-DOPELTÜR-DUBBELE DEUR (right-rechts-rechts) AST_PRE P 	1	1500	2120	
		1			
		1			
		1			
	WINDOW-FENSTER-VENSTER (1x right-rechts-rechts; 2x left-links-links) AST_1H P+V 	1+2	765	1850	
		3			
House	4434620	Material	File	4434620.dwg	
				Sheet	16

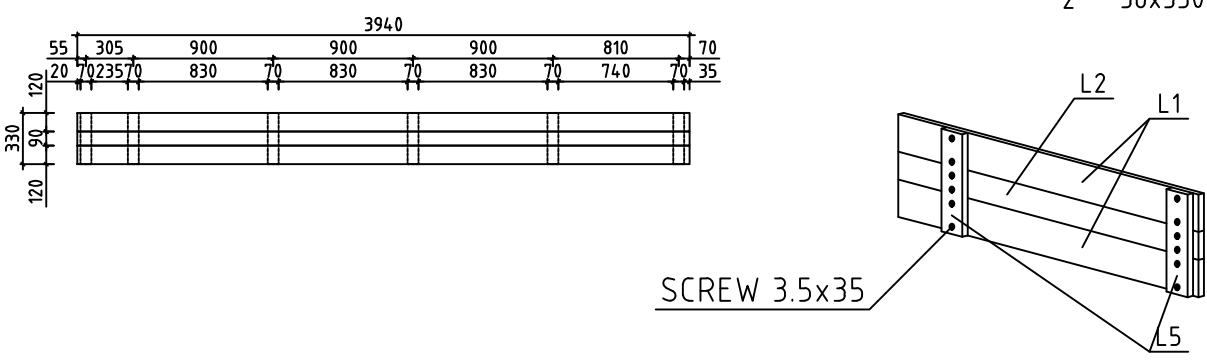
Pos	Assembly Instructions-Montageanleitungen-Montage-instructies	Pcs	Profile (mm)	L (mm)
L1	BOARD-BRETT-BORD 	8	18x120	3940
L2	BOARD-BRETT-BORD 	4	18x90	3940
L3	BOARD-BRETT-BORD 	4	18x120	4340
L4	BOARD-BRETT-BORD 	2	18x90	4340
L5	BOARD-BRETT-BORD 	40	18x70	330

GB1 2 36x330 3940 +35




SCREW 3.5x35

GB2 2 36x330 3940



SCREW 3.5x35

GB3 2 36x330 4340



SCREW 3.5x35

#001	2,3	5573	2
#002	2	4778	1
#003	1,3	4778	2
#004		4700	1
#005	3	4700	16
#006	1	4578	1
#007	1	4578	1
#008	A,B,D	4300	3
#009	D	4100	1
#010	B	4100	1
#011	A	4100	1
#012	A	3900	1
#013	2	3567	1
#014	2	3510	2
#015	D	3200	1
#016	D	3200	16
#017	2	3022	1
#018	1,3	3022	2
#019	1	2822	1
#020	1	2822	1
#021	3	2440	16
#022	A,B,D	2172	3
#023	B	2067	1
#024	B	2010	1
#025	B	2010	1
#026	B	2010	1
#027	2,3	1827	2
#028	C	1461	1
#029	2	750	14
#030	B	690	13
#031	2	605	28
#032	B	545	13