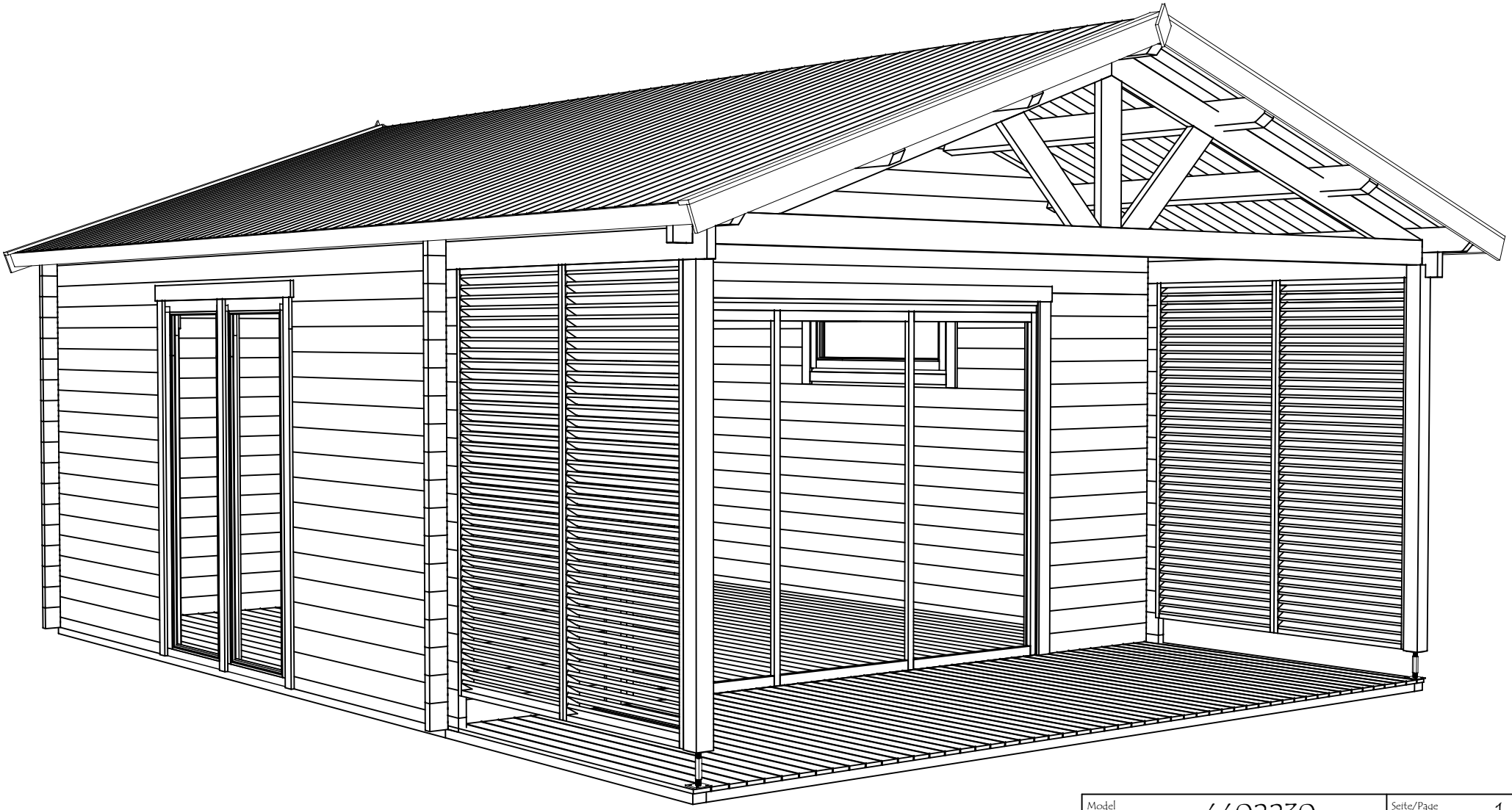

Model	4402230	Seite/Page	1
Zeichnung/Drawing	3D	Maßstab/Scale	
Profil/Profile	44x135	Datum/Date	29.11.2023
Zeichner/Drafter	SRM	File	4402230.dwg

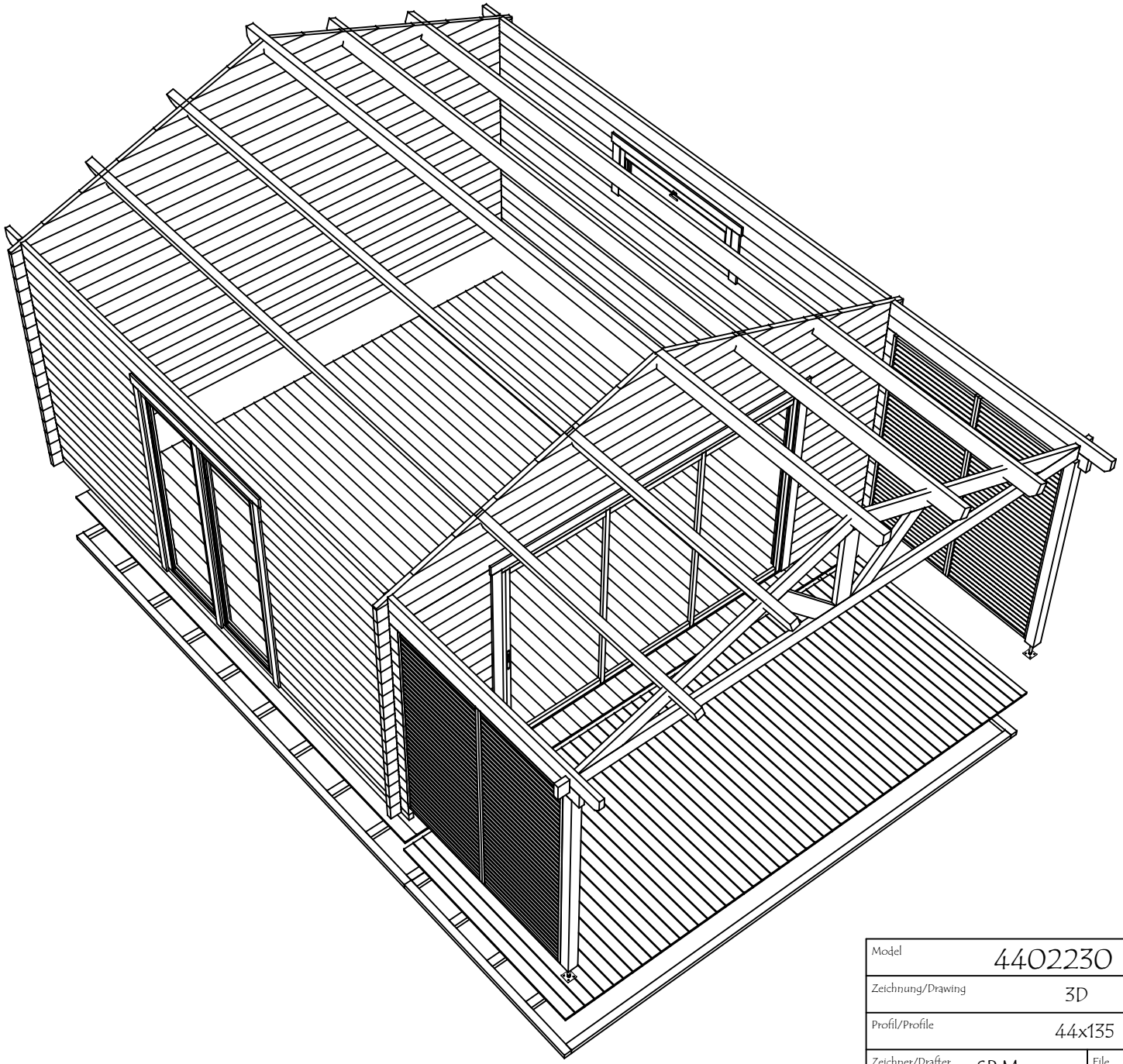

Model	4402230	Seite/Page	2
Zeichnung/Drawing	3D	Maßstab/Scale	
Profil/Profile	44x135	Datum/Date	29.11.2023
Zeichner/Drafter	SRM	File	4402230.dwg

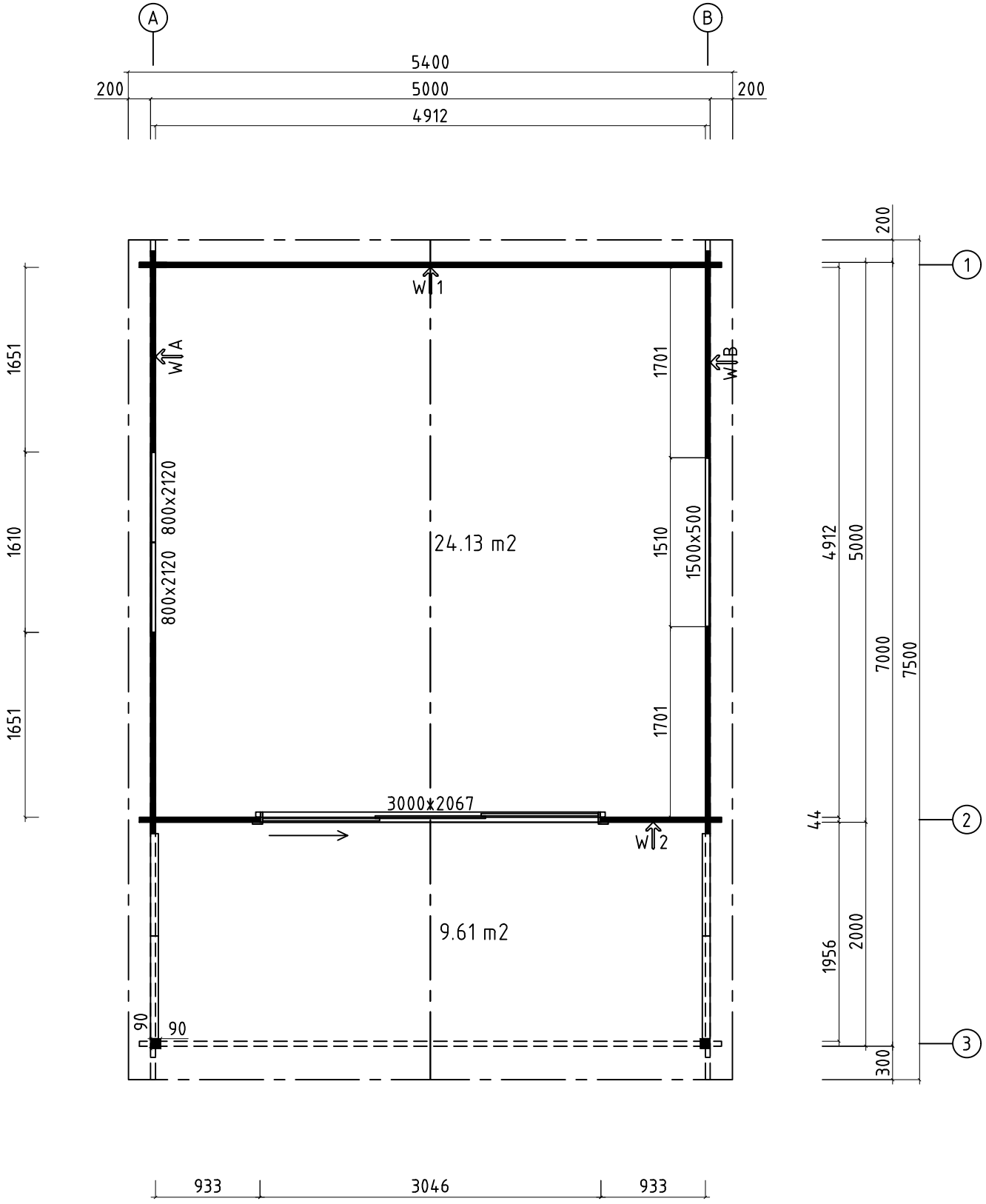

Model	4402230	Seite/Page	3
Zeichnung/Drawing	GRUNDPLAN - GROUNDPLAN	Maßstab/Scale	1:50
Profil/Profile	44x135	Datum/Date	29.11.2023
Zeichner/Drafter	SRM	File	4402230.dwg

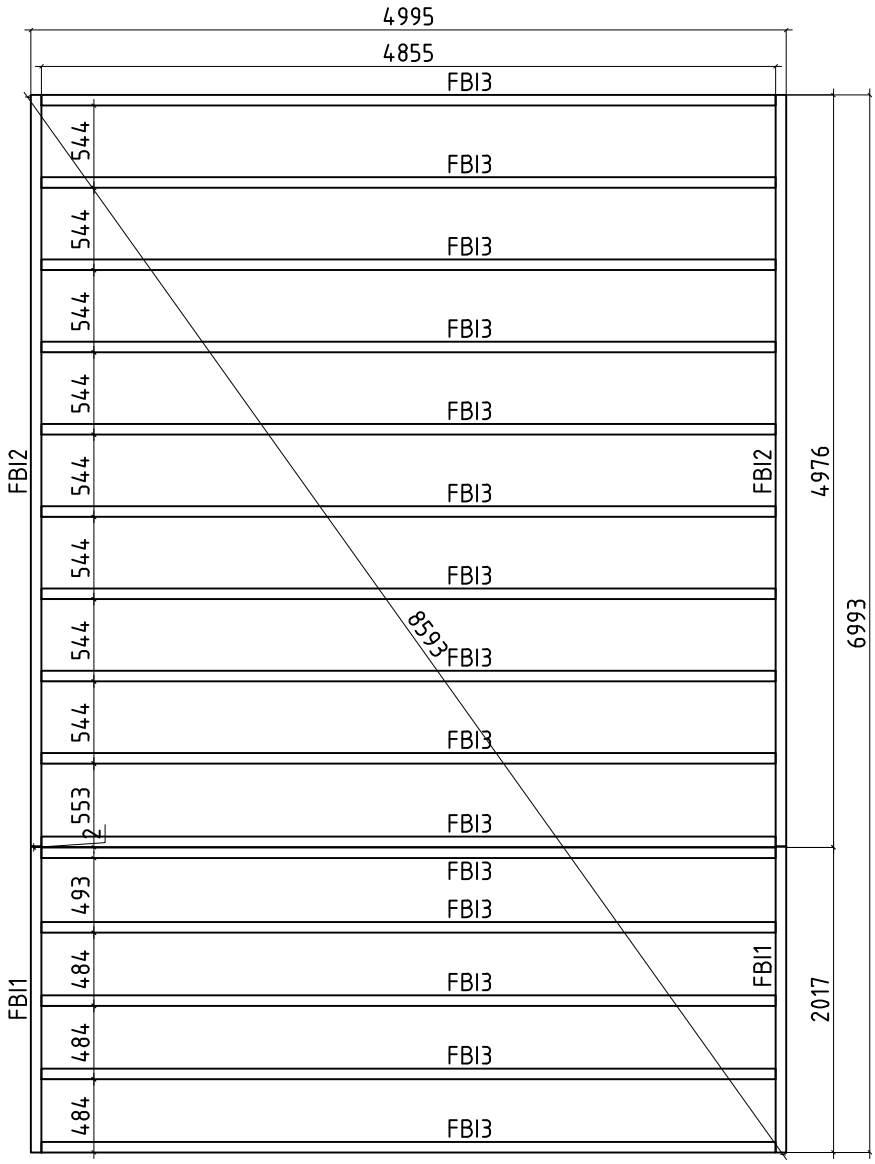

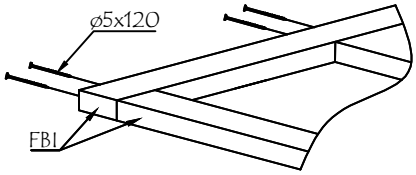

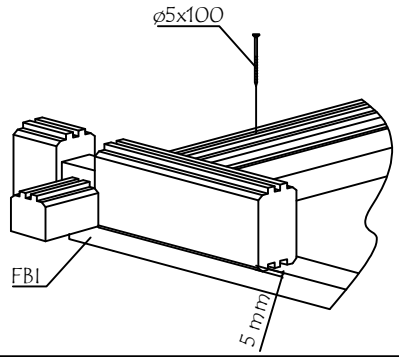

Model	4402230	Seite/Page	4
Zeichnung/Drawing FUNDAMENTHOLZ (1MM) - FOUNDATION BEAM (1MM)		Maßstab/Scale	1:50
Profil/Profile	70x45	Datum/Date	29.11.2023
Zeichner/Drafter	SRM	File	4402230.dwg

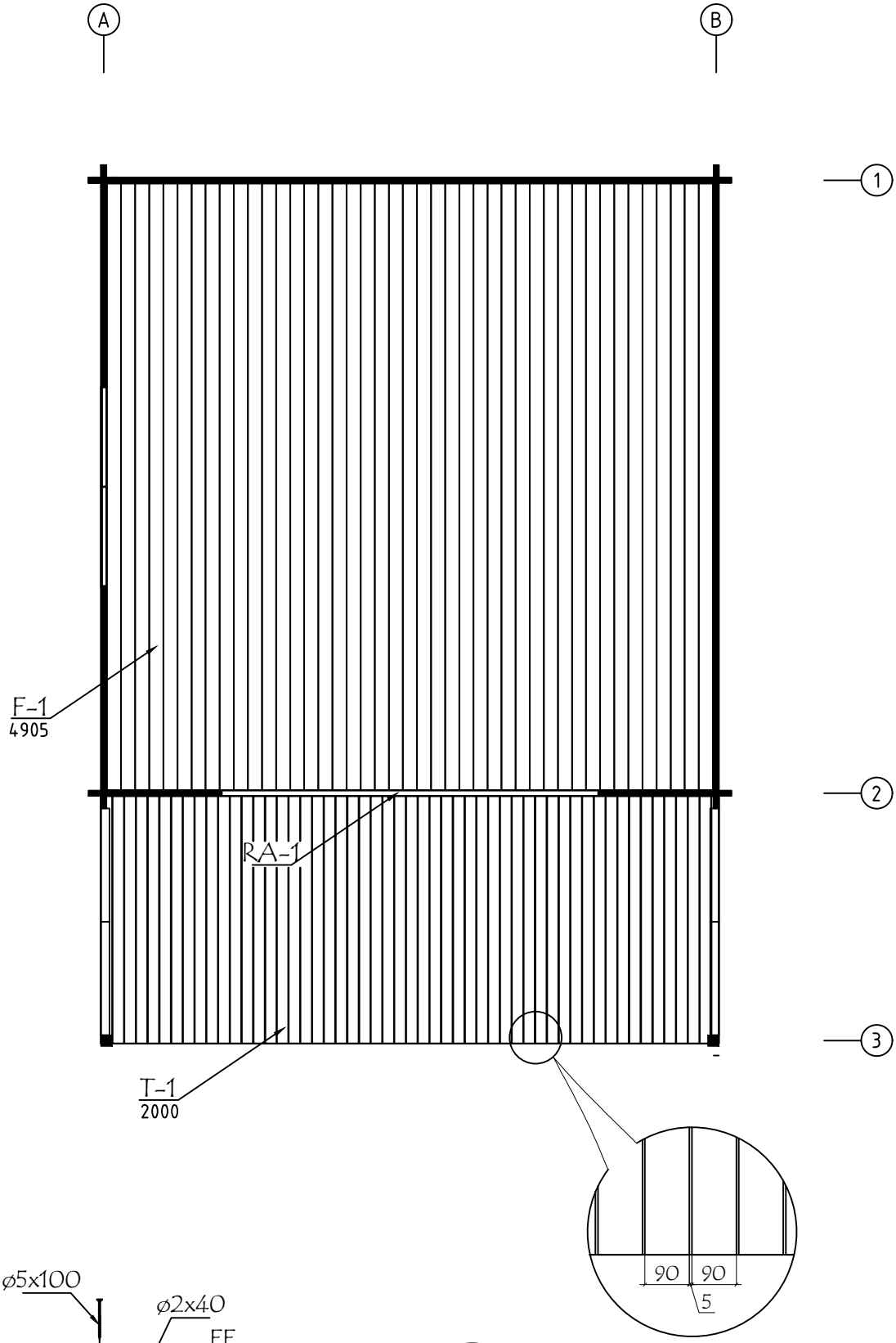

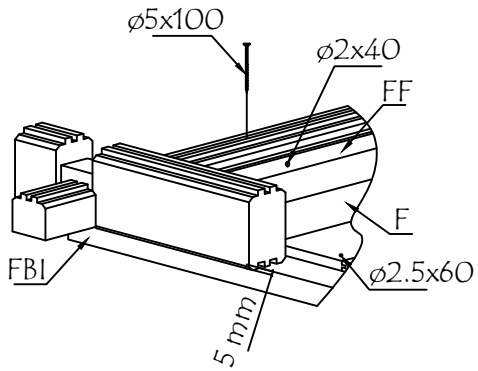

ALU op.1 Fussbodenbretter verlegen vor Montage von ALU- Türen
Lay floor boards before installing doors

Model	4402230	Seite/Page	5
Zeichnung/Drawing	FUSSBODENBRETTER-FLOOR BOARDS	Maßstab/Scale	1:50
Profil/Profile	114x18 oder - or 88x18 / 90x18	Datum/Date	29.11.2023
Zeichner/Drafter	SRM	File	4402230.dwg

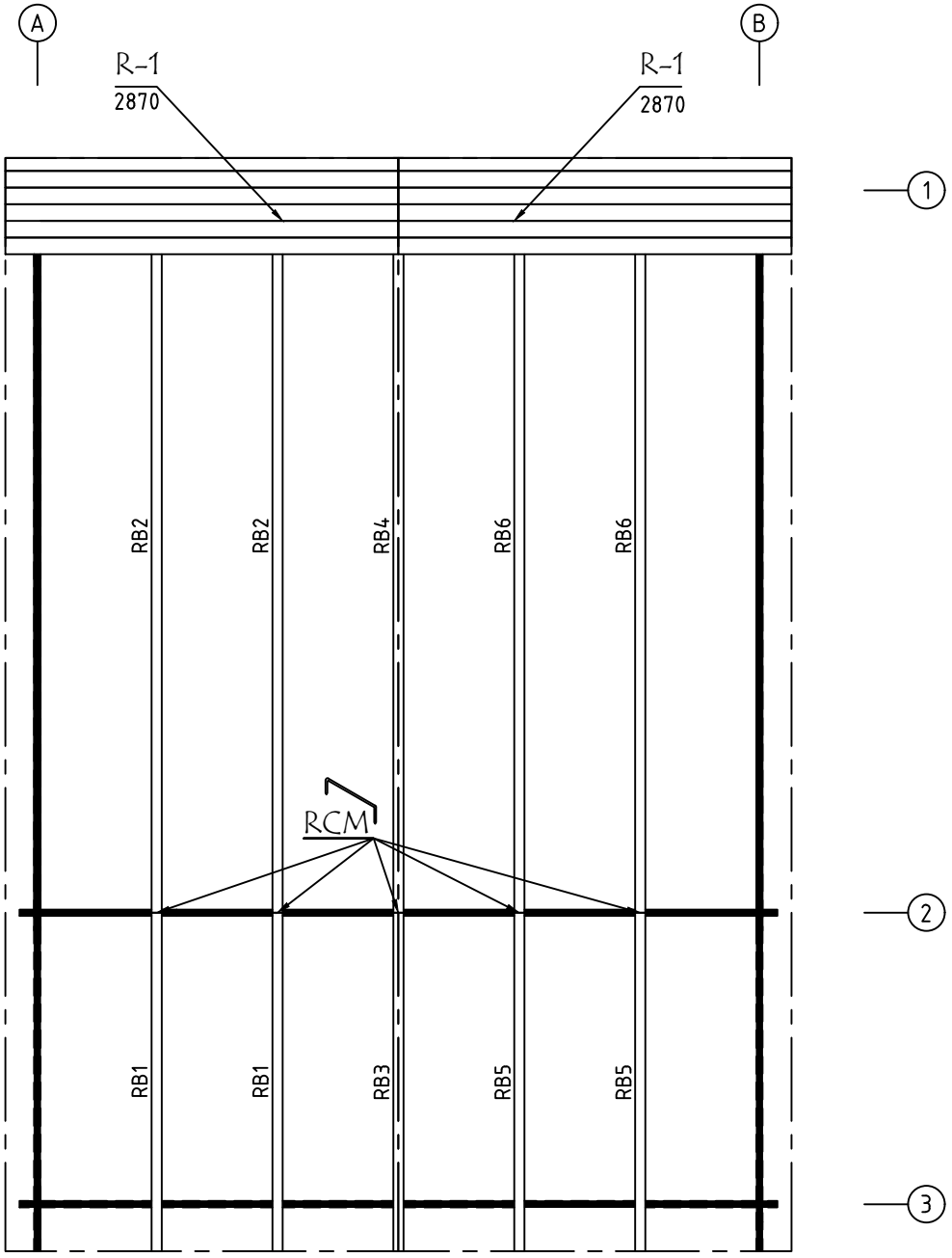

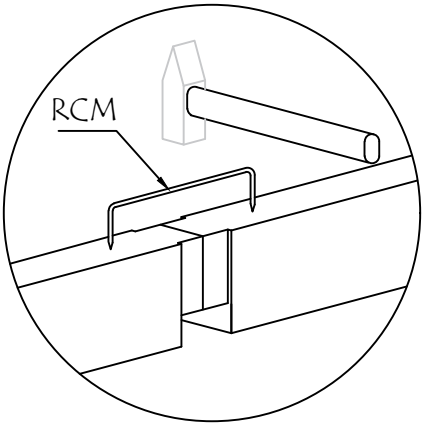

Model	4402230	Seite/Page	6
Zeichnung/Drawing	DACH-PLAN - ROOF PLAN	Maßstab/Scale	1:50
Profil/Profile	88x18 oder- or 114x18 / 70x140	Datum/Date	29.11.2023
Zeichner/Drafter	SRM	File	4402230.dwg

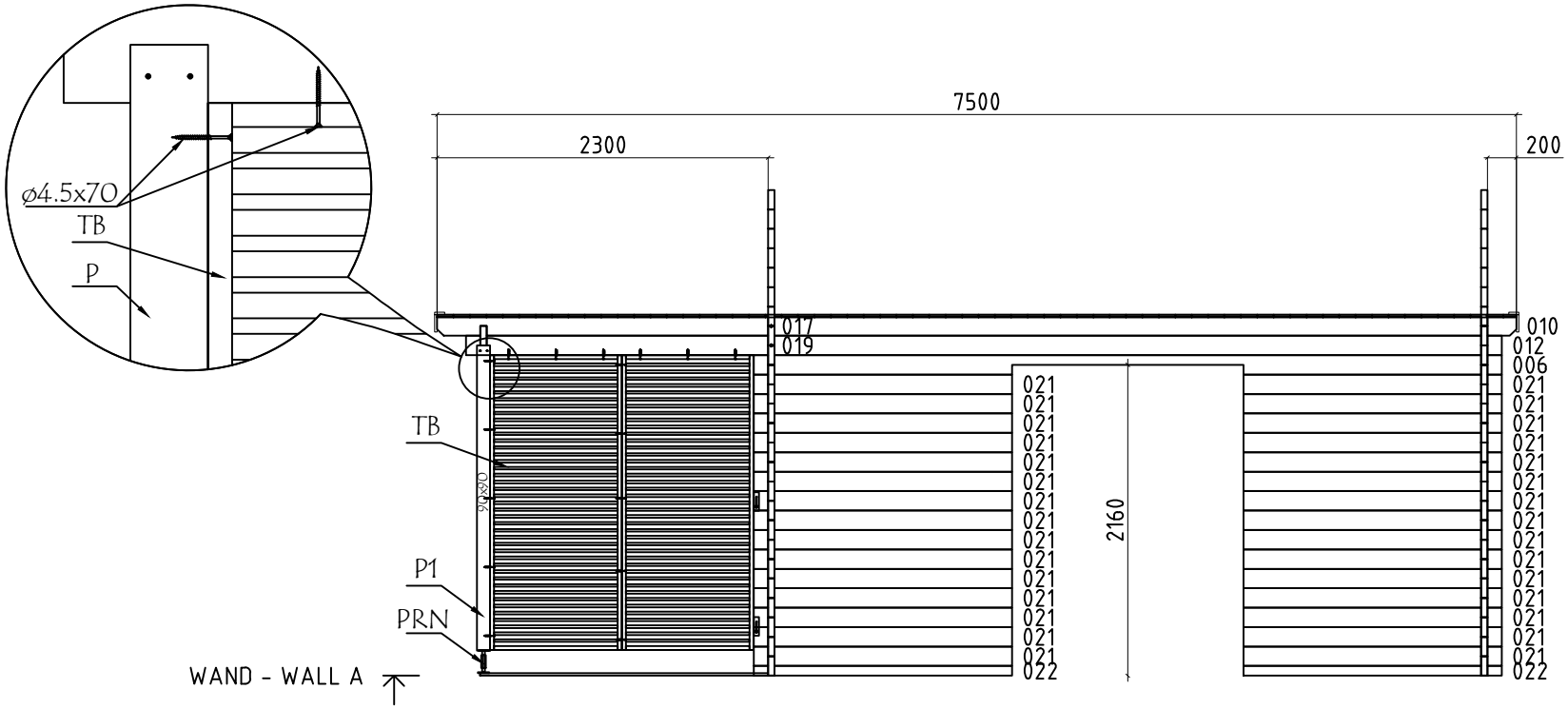

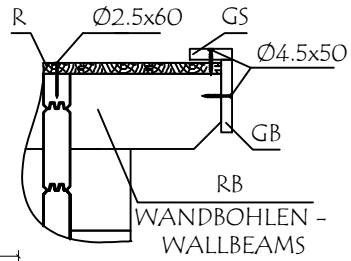



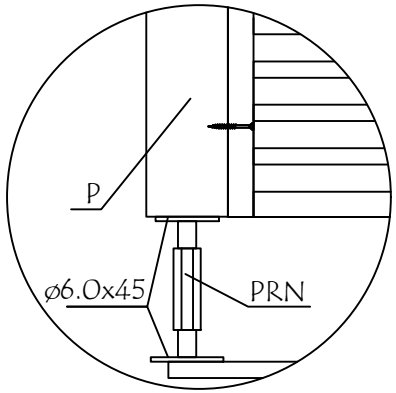

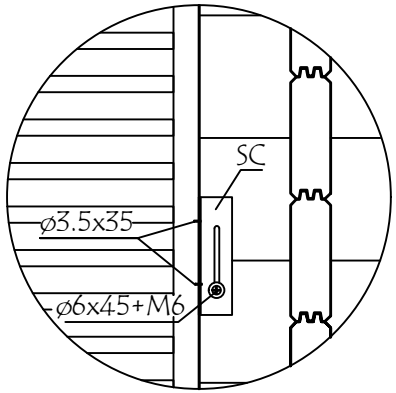

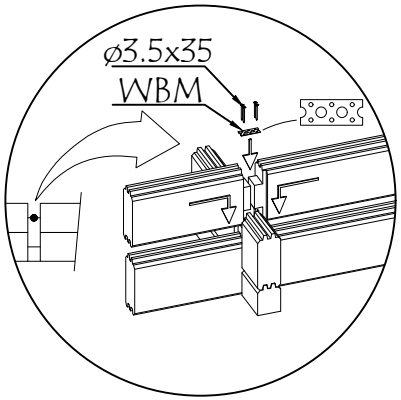

Model	4402230	Seite/Page	7
Zeichnung/Drawing	WAND - WALL A	Maßstab/Scale	1:50
Profil/Profile	44x135	Datum/Date	29.11.2023
Zeichner/Drafter	SRM	File	4402230.dwg

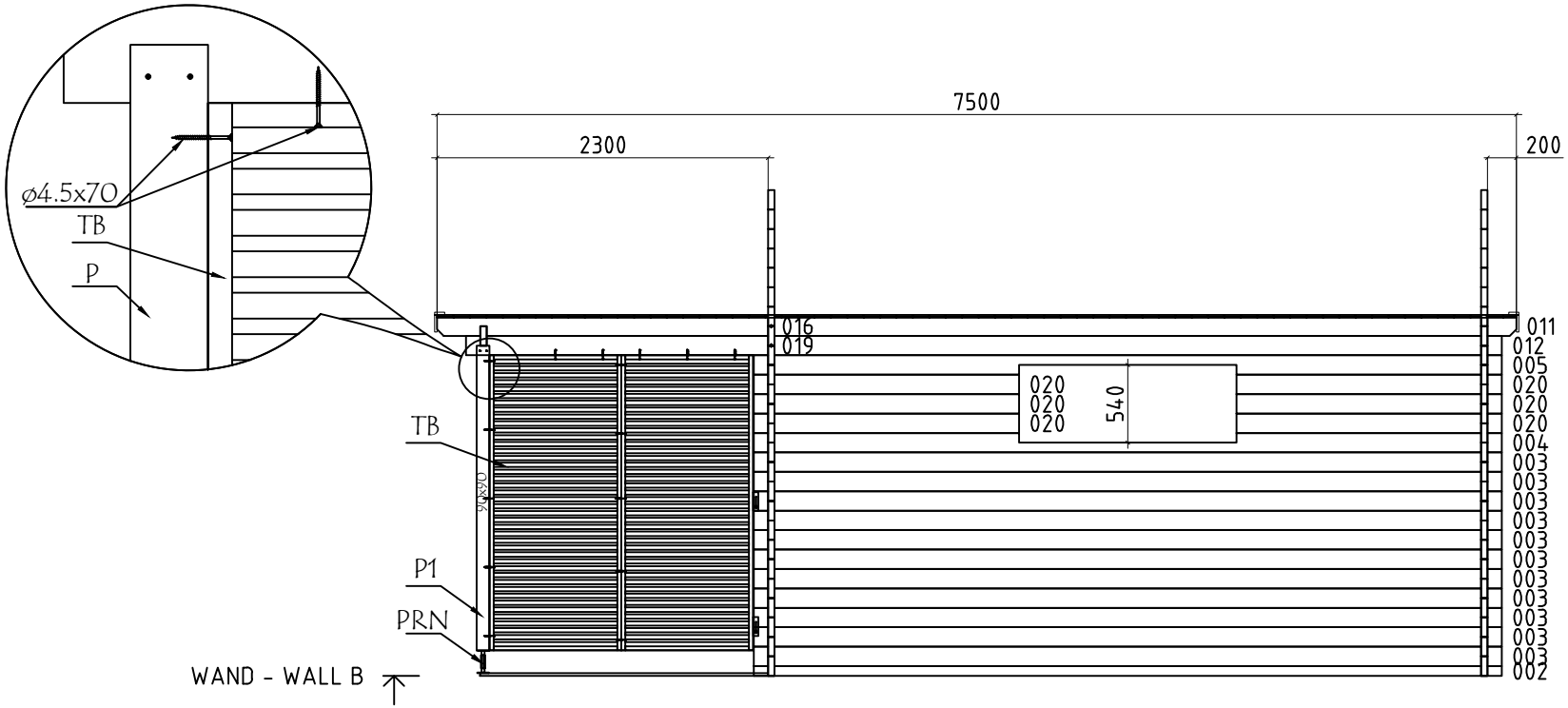

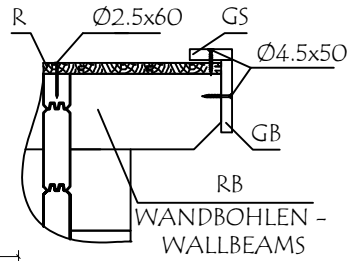

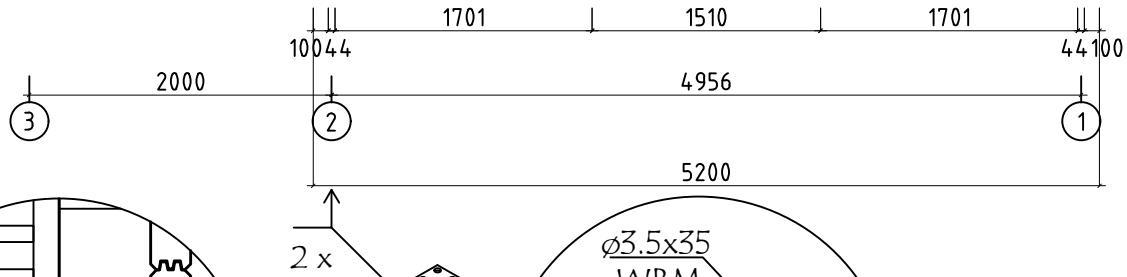

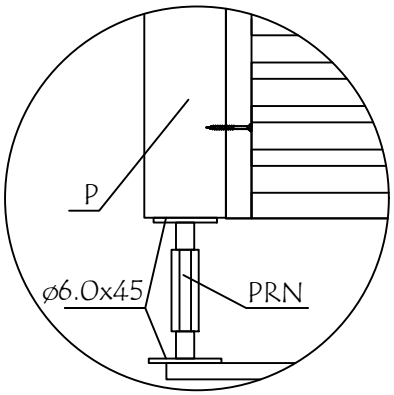

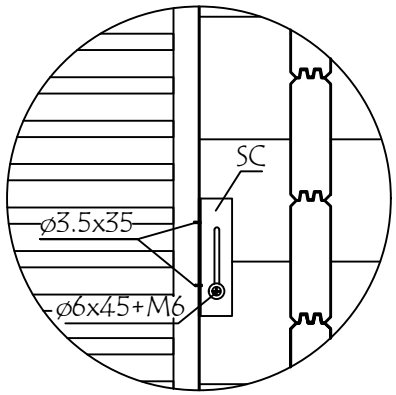

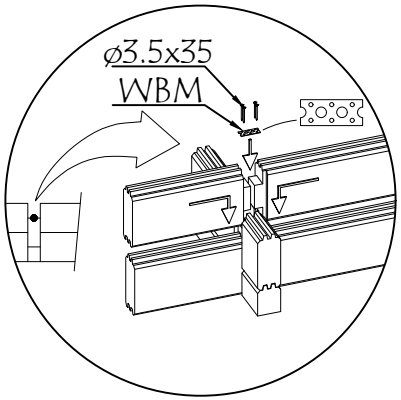

Model	4402230	Seite/Page	8
Zeichnung/Drawing	WAND - WALL B	Maßstab/Scale	1:50
Profil/Profile	44x135	Datum/Date	29.11.2023
Zeichner/Drafter	SRM	File	4402230.dwg

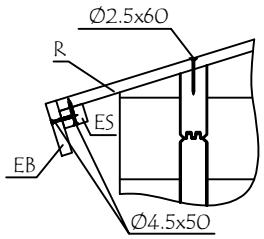

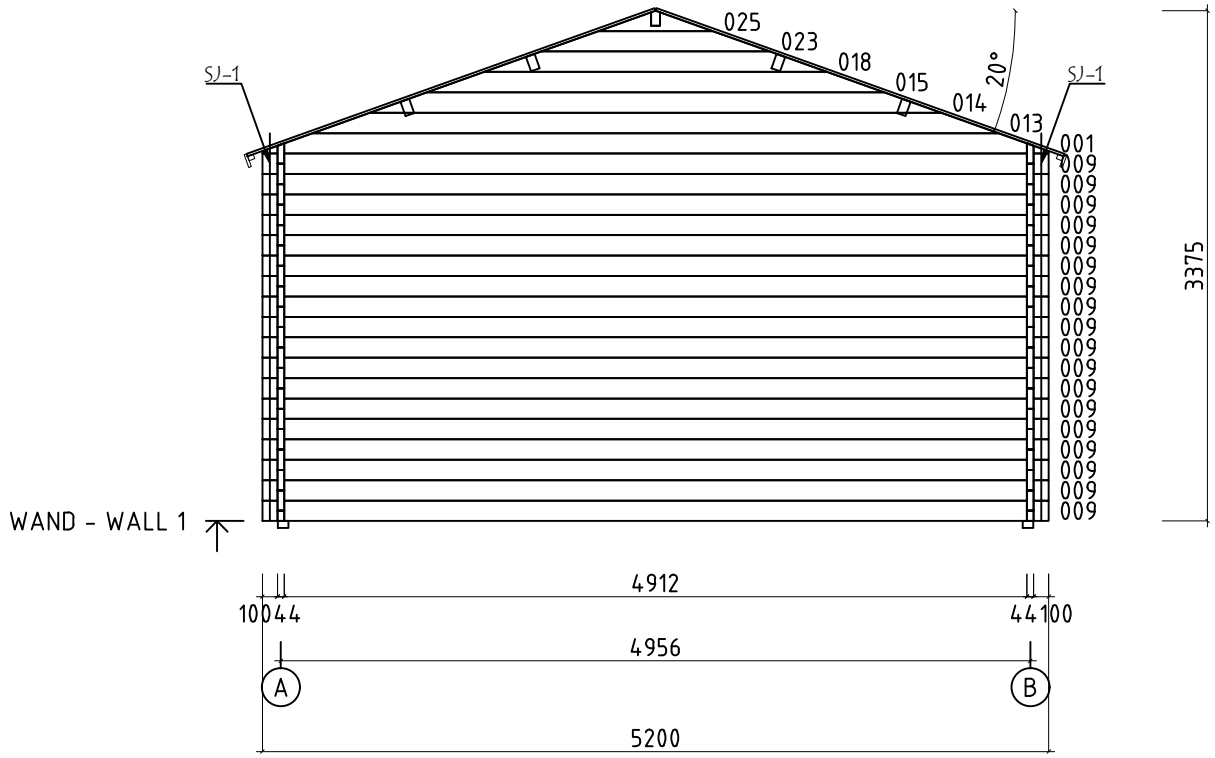

Model	4402230	Seite/Page	9
Zeichnung/Drawing	WAND - WALL 1	Maßstab/Scale	1:50
Profil/Profile	44x135	Datum/Date	29.11.2023
Zeichner/Drafter	SRM	File	4402230.dwg

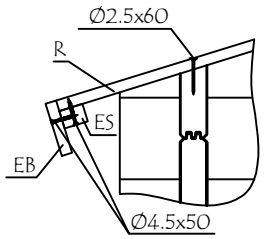

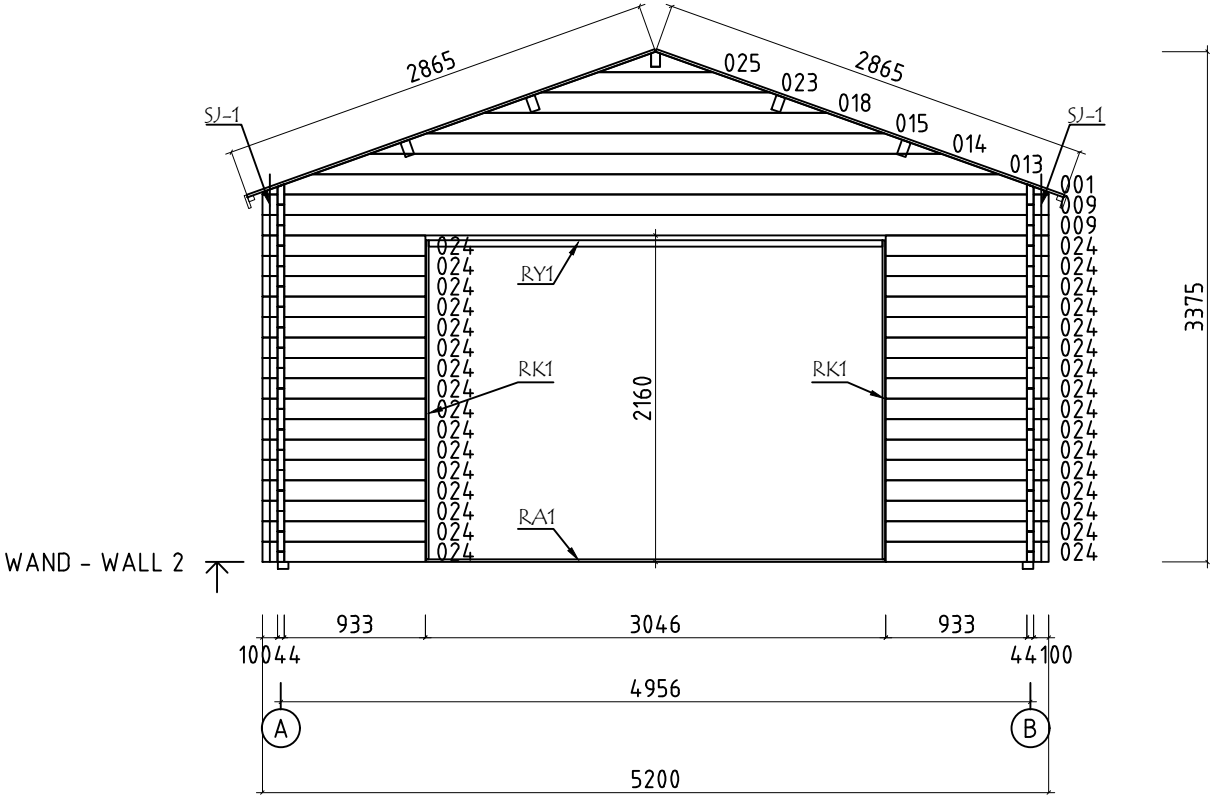

Model	4402230	Seite/Page	10
Zeichnung/Drawing	WAND - WALL 2	Maßstab/Scale	1:50
Profil/Profile	44x135	Datum/Date	29.11.2023
Zeichner/Drafter	SRM	File	4402230.dwg

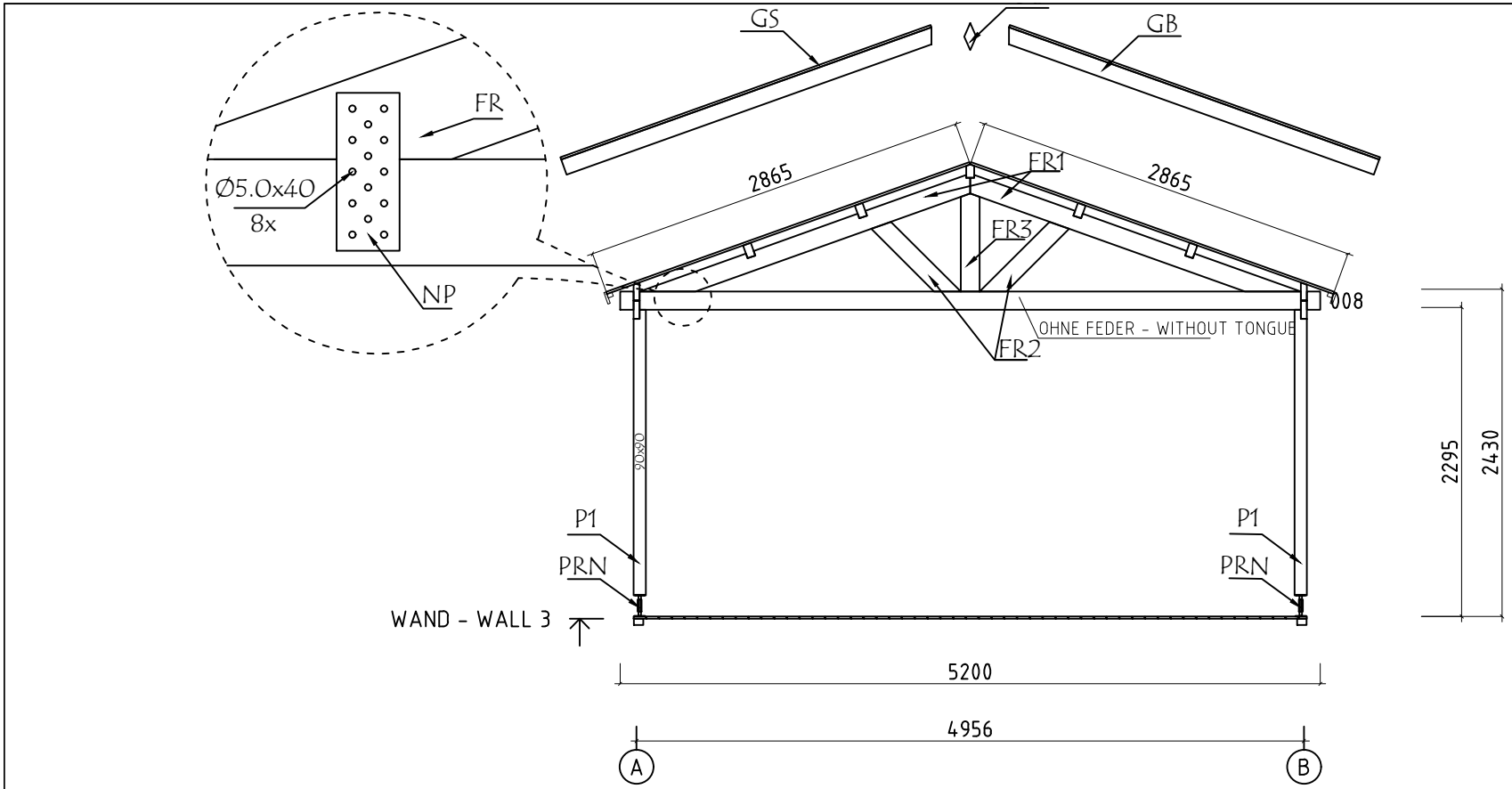

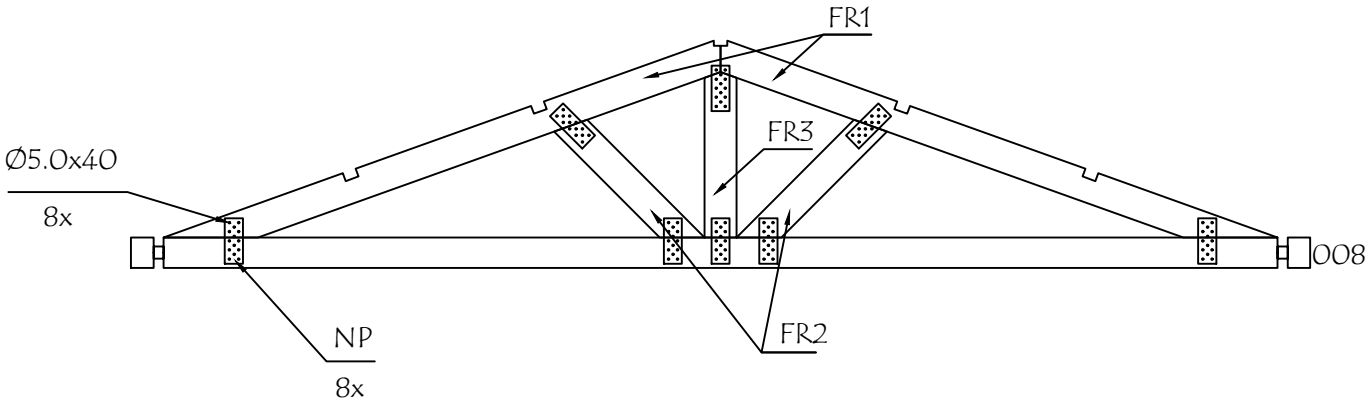

Model	4402230	Seite/Page	11
Zeichnung/Drawing	WAND - WALL 3	Maßstab/Scale	1:50
Profil/Profile	44x135	Datum/Date	29.11.2023
Zeichner/Drafter	SRM	File	4402230.dwg

Pos	Bestimmung-Specification 4402230	Stck. Pcs.	Profil Profile (mm)	Länge Length (mm)
002	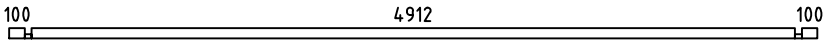	1	44x68	5200
003	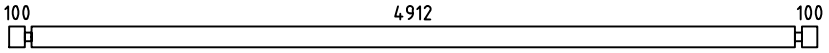	11	44x135	5200
004		1	44x135	5200
005	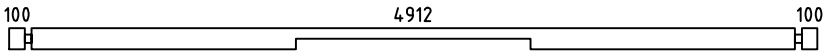	1	44x135	5200
006	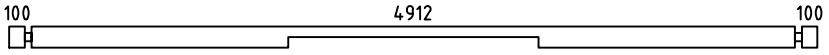	1	44x135	5200
007	ERZATZBOHLE-SPARE BEAM 	1	44x135	5200
008	OHNE FEDER - WITHOUT TONGUE 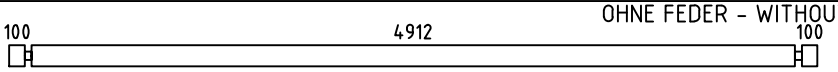	1	44x135	5200
009	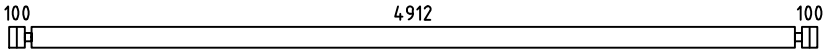	20	44x135	5200
010	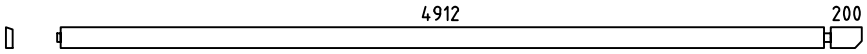	1	44x135	5178
011	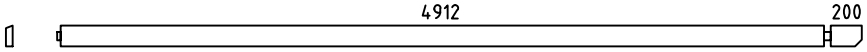	1	44x135	5178
012	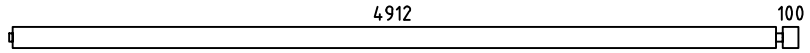	2	44x135	5078
016		1	44x135	2322
017		1	44x135	2322
019	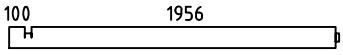	2	44x135	2122
020		6	44x135	1845
021	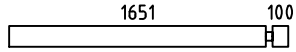	30	44x135	1795
022	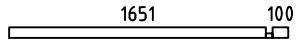	2	44x68	1795
024	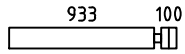	32	44x135	1077
SH	SCHLAGHOLZ - HAMMER BLOCK 44 MM 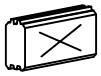	2	44X135	300
W1-1 W2-1	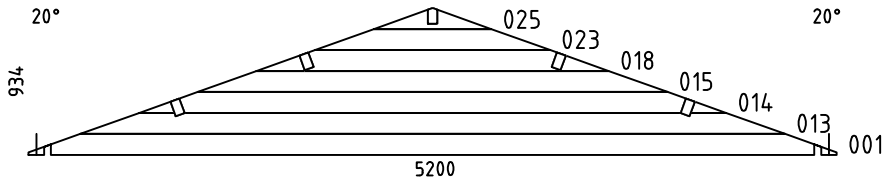	1 1	44X934	5200
FBI2	FUNDAMENTHOLZ (IMM) - FOUNDATION BEAM (IMM) 	2	70x45	4970

Pos	Bestimmung-Specification 4402230	Stck. Pcs.	Profil Profile (mm)	Länge Length (mm)
FBI3	FUNDAMENTHOLZ (IMM) - FOUNDATION BEAM (IMM)	15	70x45	4855
FBI1	FUNDAMENTHOLZ (IMM) - FOUNDATION BEAM (IMM)	2	70x45	2023
P1	PFOSTEN - POST	2	90x90	2120
FR1	DACHBALKEN - ROOF BEAM	2	140x43	2597
FR2	DACHBALKEN - ROOF BEAM	2	140x43	800
FR3	DACHBALKEN - ROOF BEAM	1	140x43	729
RB2	DACHBALKEN - ROOF BEAM 4912 200	4	70x140	5178
RB4	DACHBALKEN - ROOF BEAM 4912 200	1	70x140	5178
RB1	DACHBALKEN - ROOF BEAM	4	70x140	2322
RB3	DACHBALKEN - ROOF BEAM	1	70x140	2322
TB1	SICHTSCHUTZZAUN - LATTICE	4	916x70	2050
R-1	DACHBRETTER - ROOF BOARDS 88mm or-oder 114mm	172+2 132+2	88x18 114x18	2870
F-1	FUSSBODENBRETTER-FLOOR BOARDS 88mm or-oder 114mm	56+1 43+1	88x18 114x18	4905
T-1	TERRASSENBRETTER (IMM) - TERRACE BOARDS (IMM)	53+1	90x18	2000
FF-1	FUSSBODENLEISTEN FLOOR STRIPS		18x35	17.0 lfm/rm
GB1-1	GIEBELLEISTE - GABLE MOULDING	4	18x120	2920
EB2-1	TRAUFENBRETTER - EAVES BOARD	4	18x90	3750
ES-1	TRAUFENLEISTE - EAVES STRIPS	4	30x40	3750
GS-1	GIEBELDECKLEISTE - GABLE COVER STRIPS	4	18x70	2920
DB	GIEBELSEGMENT - GABLE DIAMOND	2	18x90	200
SJ-1	GEWINDESTANGE M10 - TREADED ROD M10	4		2500
RCM	DACHBALKEN BEFESTIGUNGSMETALLE M6 200MM - ROOFBEAMS CONNECTING METAL M6 200MM	5		

Pos	Bestimmung-Specification 4402230	Stck. Pcs.	Profil Profile (mm)	Länge Length (mm)
HS	SCHRAUBEN FÜR GIEBELSEGMENT - SCREW FOR GABLE DIAMOND / DB	4	Ø3.5x35	
HS1	CHRAUBEN FÜR WANDBOHLEN BEFESTIGUNG METALLESCREW - SCREWS FOR WALLBEAMS CONNECTING METAL / WBM	16	ø3.5x35	
HS	SCHRAUBEN FÜR STAHL ECKE - SCREWS FOR STEEL CORNER / SC	16	Ø3.5x35	
HS	SCHRAUBEN FÜR RAHMEN VERTIKAL - SCREWS FOR FRAME STILES / RK	12	Ø3.5x50	
HS	SCHRAUBE FÜR DECKUNGSPROFIL - SCREW FOR COVERING MOULDING / PSV,PVV,PSH,PVH	44	Ø3.5x50	
HS	SCHRAUBEN FÜR GIEBELLEISTE - SCREWS FOR GABLE MOULDING / GB	32	Ø4.5x50	
HS	SCHRAUBEN FÜR TRAUFENBRETTER - SCREWS FOR EAVES BOARD / EB	32	Ø4.5x50	
HS	SCHRAUBEN FÜR TRAUFENLEISTE - SCREWS FOR EAVES STRIPS / ES	32	Ø4.5x50	
HS	SCHRAUBEN FÜR GIEBELDECKLEISTEN - SCREWS FOR GABLE COVER STRIPS / GS	24	Ø4.5x50	
HS	SCHRAUBEN FÜR PFOSTEN - SCREWS FOR POST / P	4	Ø4.5x70	
HS	SCHRAUBEN FÜR SICHTSCHUTZZAUN - SCREWS FOR LATTICE / TB	32	Ø4.5x70	
HS	SCHRAUBEN FÜR 1. BOHLENREIHE - SCREWS FOR 1. WALL BEAM	7	Ø5.0x100	
HS	SCHRAUBEN FÜR FUNDAMENTHOLZ - SCREWS FOR FOUNDATION BEAM / FBI	60	Ø5.0x120	
HS	SCHRAUBEN FÜR GIEBEL - SCREW FOR GABLE / W	24	Ø5.0x120	
HS	SCHRAUBEN FÜR ANSCHLUSSPLATTE - SCREWS FOR CONNECTING PLATE / NP	64	Ø5x40	
HS	SCHRAUBEN FÜR DACHBALKEN - SCREWS FOR ROOF BEAM / RB	20	Ø6x160	
HS	SCHRAUBEN FÜR STAHL ECKE - SCREWS FOR STEEL CORNER / SC	4	Ø6x45	
HS	SCHRAUBEN FÜR REGULIERUNGSSCHRAUBE FÜR PFOSTEN - SCREWS FOR POST HEIGHT ADJUSTMENT / PRN	16	Ø6x45	
NF	NÄGEL FÜR DACHBRETTER - NAILS FOR ROOF BOARDS / R	1056	Ø2.5x60	
NF	NÄGEL FÜR FUSSBODENBRETTER - NAILS FOR FLOOR BOARDS / F	860	Ø2.5x60	
NF	NÄGEL FÜR TERRASSENBRETTER - NAILS FOR TERRACE BOARDS / T	530	Ø2.5x60	
NF	NÄGEL FÜR FUSSBODENLEISTE - NAILS FOR FLOOR STRIPS / FF	50	Ø2x40	
NP	ANSCHLUSSPLATTE - CONNECTING PLATE	8	80x200	

Pos	Bestimmung-Specification 4402230	Stck. Pcs.	Profil Profile (mm)	Länge Length (mm)
KL	SCHEIBE FÜR STAHL ECKE - WASHER FOR STEEL CORNER / SC	4	M6x18	
WBM2	WANDBOHLEN BEFESTIGUNG METALLE - WALLBEAMS CONNECTING METAL	4	25x25	
SC	SCHIEBEREGLER FÜR WAND - SLIDING WALL TIE	4	35x35x130	
PRN	REGULIERUNGSSCHRAUBE FÜR PFOSTEN - POST HEIGHT ADJUSTMENT	2		
AST_PRE	FENSTER - WINDOW FESTSTEHEND/FIXED 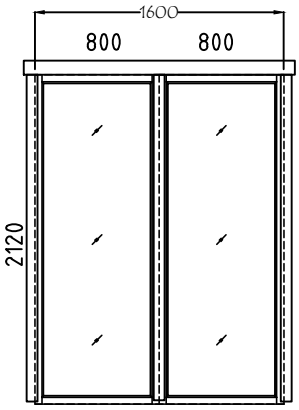 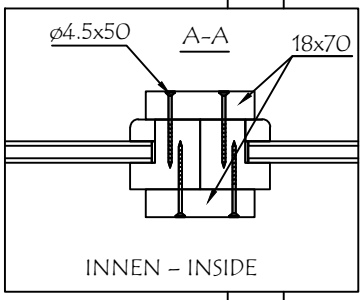 	2	800x2120	
AST_PRE	FENSTER - WINDOW 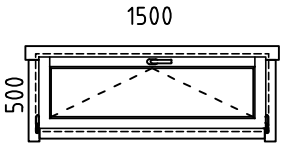 	1	1500x500	

Pos	Bestimmung-Specification 4402230	Stck. Pcs.	Profil Profile (mm)	Länge Length (mm)
ALU	TÜR - DOOR DIN RECHTS/RIGHT HANDED	1	3000x2067	
RA1	EXTRA FUNDAMENTHOLZ (IMM) - EXTRA FLOOR JOIST (IMM)	1	18x43	3036
RK1	RAHMEN VERTIKAL - JAMBS	2	18x90	2110
PSH1	INNEN HORIZONTALE TÜRBOARDS - HORIZONTAL ARCHITRAVE (INSIDE)	1	90x18	3200
PSH2	INNEN HORIZONTALE TÜRBOARDS - HORIZONTAL ARCHITRAVE (INSIDE)	1	43x43	3122
PSV1	INNEN VERTIKAL TÜRBOARDS - VERTICAL ARCHITRAVE (INSIDE)	2	90x18	2090
PSV2	INNEN VERTIKAL TÜRBOARDS - VERTICAL ARCHITRAVE (INSIDE)	2	43x43	2110
PVH1	AUSSEN HORIZONTALE TÜRBOARDS - HORIZONTAL ARCHITRAVE (OUTSIDE)	1	90x18	3200
PVV1	AUSSEN VERTIKAL TÜRBOARDS - VERTICAL ARCHITRAVE (OUTSIDE)	2	90x18	2090
RY1	RAHMEN OBEN- HEAD	1	43x90	3000
※	BITTE SELBER ANPASSEN (FALLS NÖTIG)! - CUT INTO LENGTH ON SITE (IF NEEDED)!			

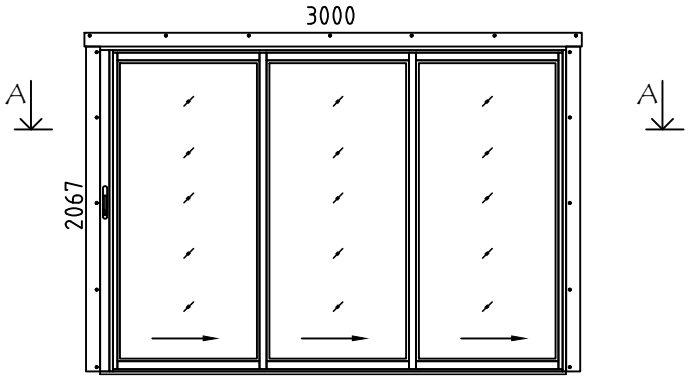

A-A

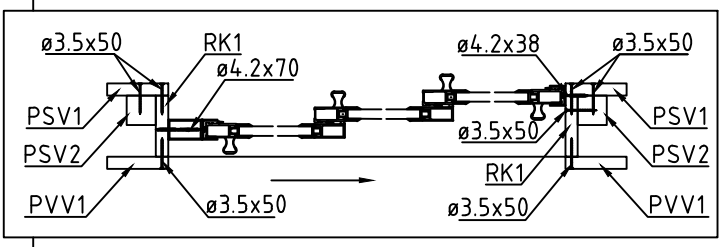
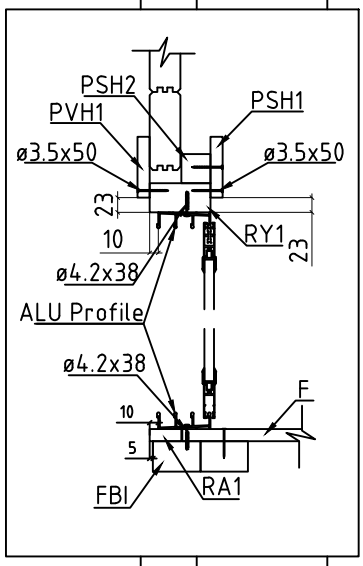
B-B