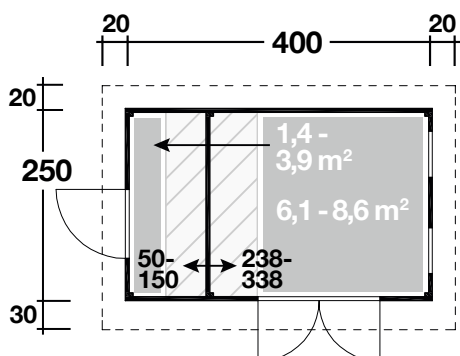


Varianta 40 2-Raum



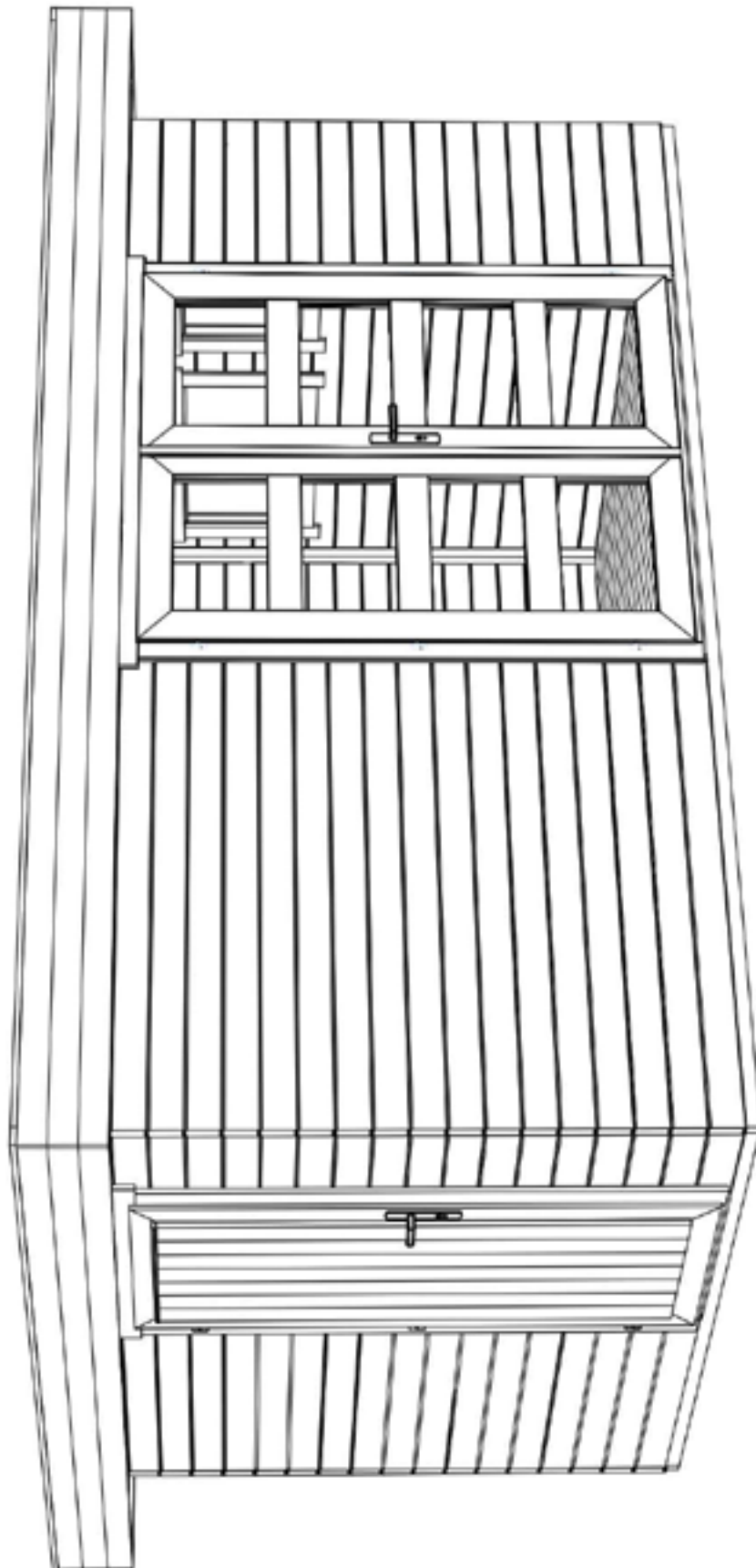
AUFBAUANLEITUNG

Varianta 40 2-Raum

Kontroll-Nummer:

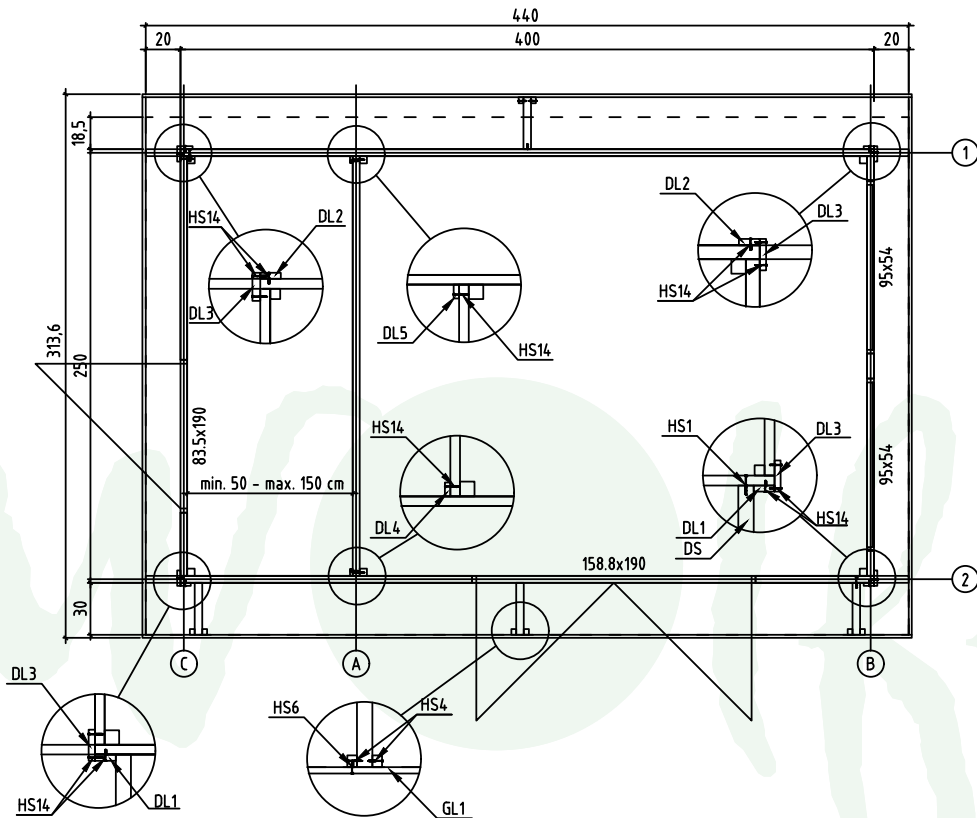
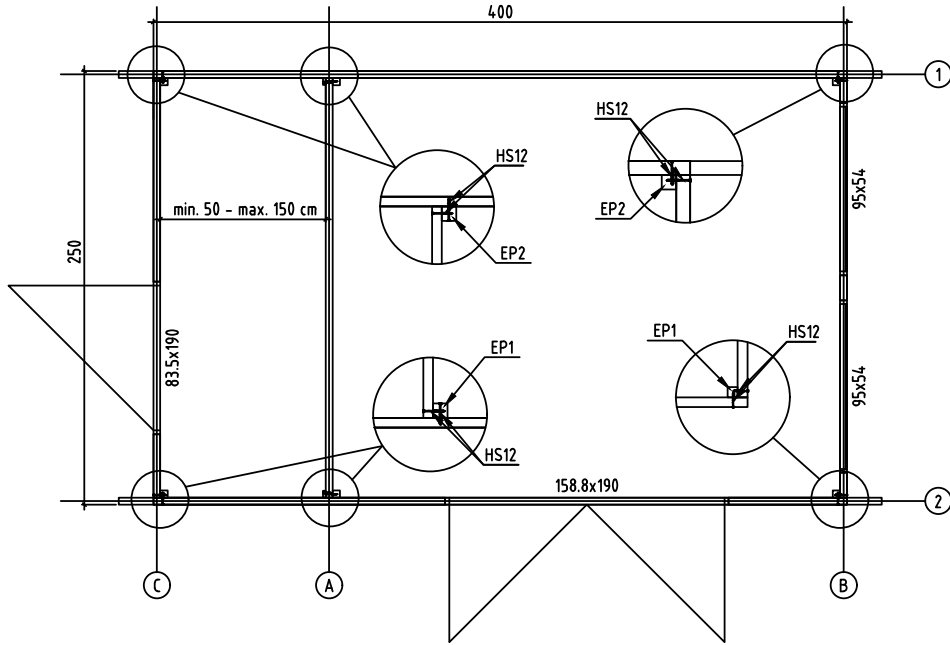


3D-Ansicht Varianta 40 2-Raum

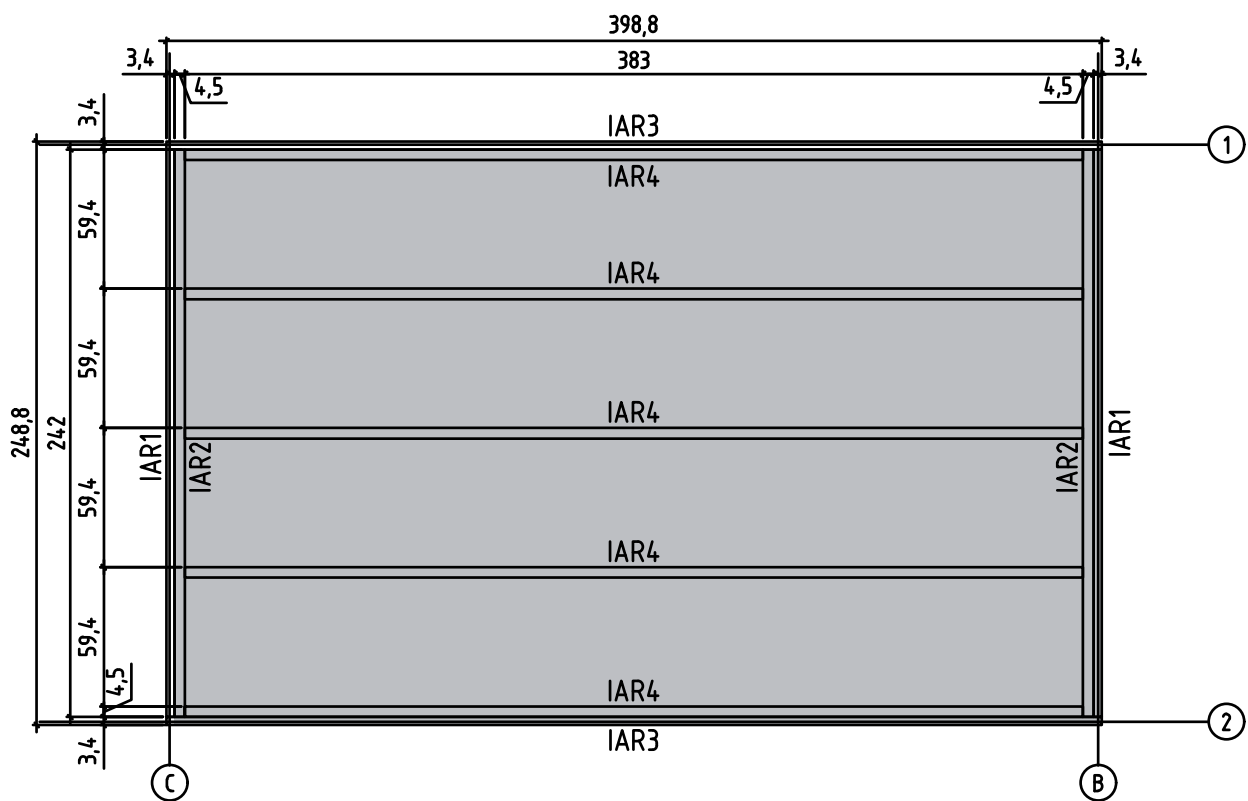


Grundrisse

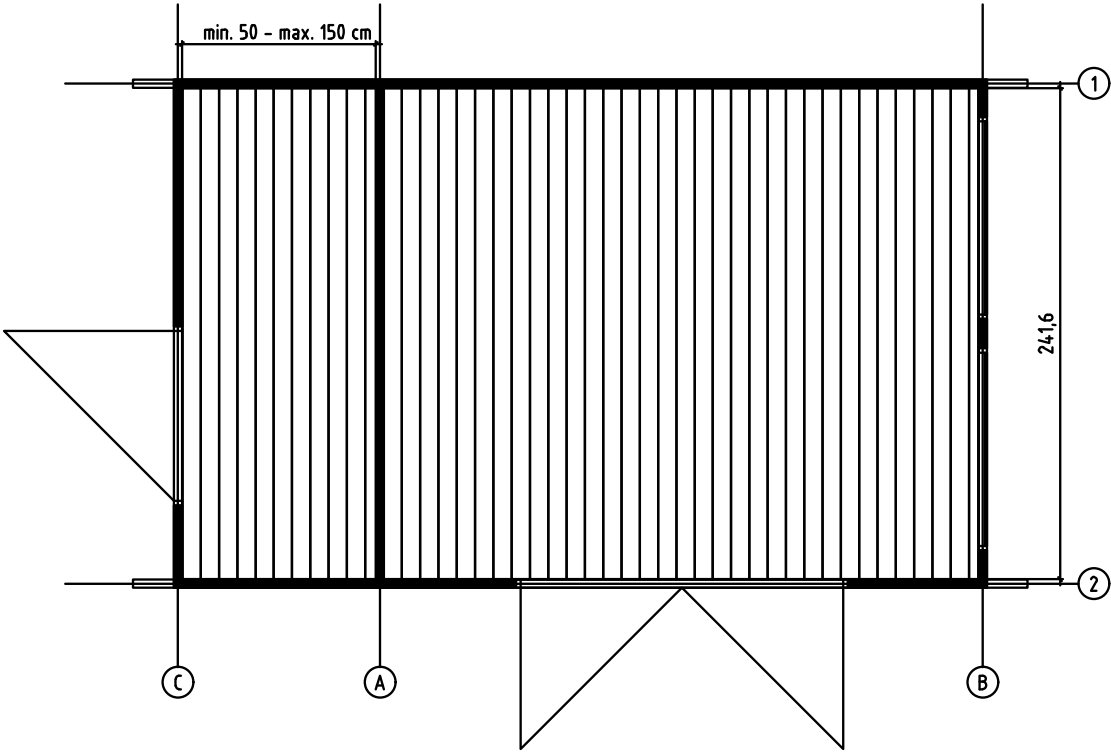
Varianta 40 2-Raum



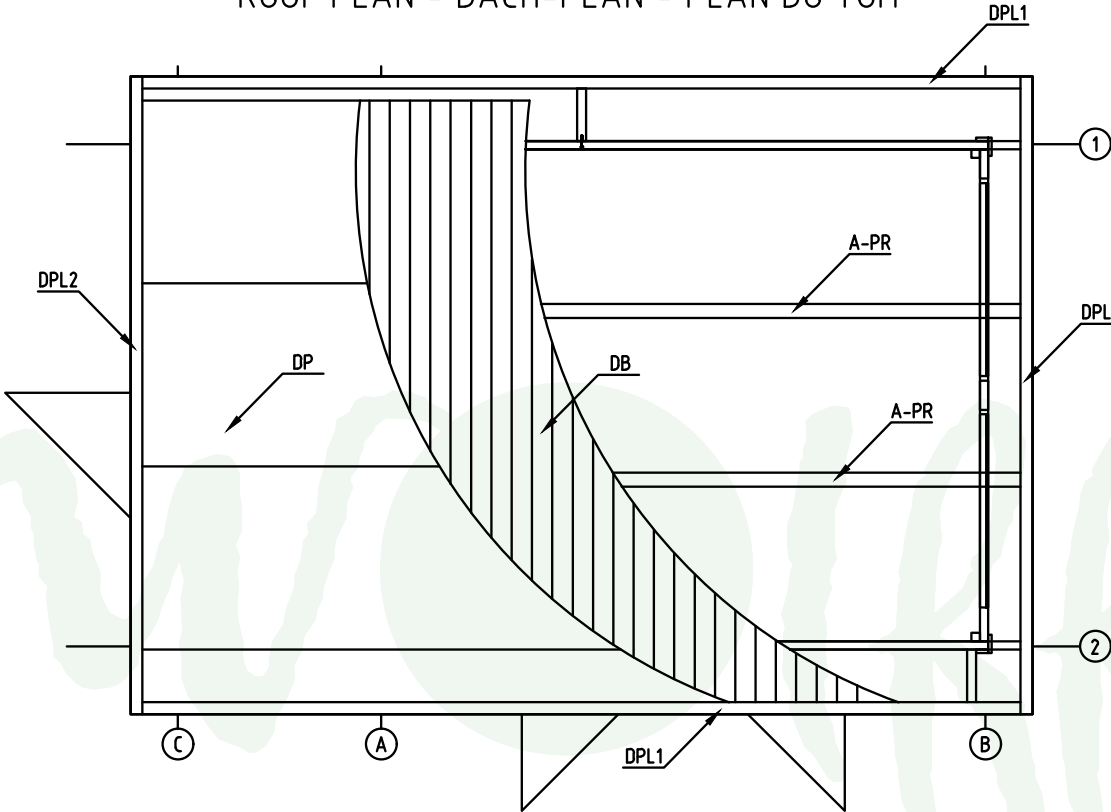
Lagerholz und Fundamentplan Varianta 40 2-Raum



Fussboden- und Dachplan Varianta 40 2-Raum












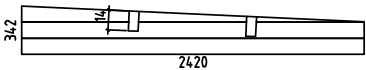
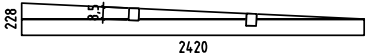














ROOF PLAN - DACH-PLAN - PLAN DU TOIT







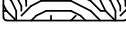


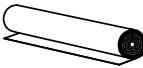

















Teileliste 1

Varianta 40 2-Raum

Pos		Q.	P (mm)	L (mm)
001		17	40x114	4000
002		1	40x114	4400
003		17	40x114	1683
004		17	40x114	683
005		1	40x114	4400
006		1	40x114	4400
007		1	40x71	2420
008		27	40x114	2420
011		15	40x114	144
012		17	40x114	365
013		17	40x114	1174
WA-1		1		
WB-1 WC-1		1 1		
IAR4	 FOUNDATION - FUNDAMENT - FONDATION	5	45x70	3830
IAR2	 FOUNDATION - FUNDAMENT - FONDATION	2	45x70	2420
IAR3	 FOUNDATION - FUNDAMENT - FONDATION	2	34x45	3988
IAR1	 FOUNDATION - FUNDAMENT - FONDATION	2	34x45	2420
A-PR	 ROOF BEAM - DACHBALKEN - PANNE DE TOIT	2	70x140	4400
FB	FLOOR BOARDS - FUSSBODENBRETTER - LAME DE PLANCHER 	44	90x18	2416
DB	ROOF BOARDS - DACHBRETTER - VOLIGES 	49	90x18	2988
	FLOOR FILLET-FUSSBODENLEISTE - CORNIERE DE FINITION DU PLANCHER 		18x18	17.59
DL4	CORNER BATTEN - DECKLEISTE - PROFILS DE FINITION ANGLES A L'EXTERIEUR 	1	15x40	2085
DL5	CORNER BATTEN - DECKLEISTE - PROFILS DE FINITION ANGLES A L'EXTERIEUR 	1	15x40	1970
DPL2	ROOFING FELT FILLET - DACHPAPPENLEISTE - BAGUETTE DE FIXATION DU FEUTRE BITUMEUX 	2	18x58	3136
DPL1	ROOFING FELT FILLET - DACHPAPPENLEISTE - BAGUETTE DE FIXATION DU FEUTRE BITUMEUX 	2	18x58	4320










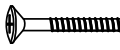


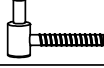
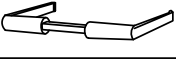
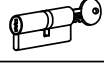

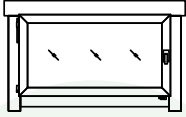
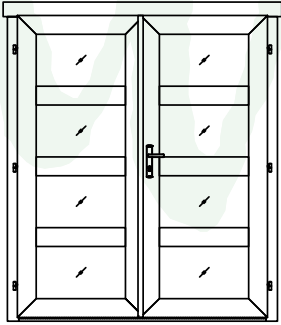
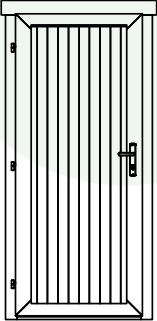
Teileliste 2

Varianta 40 2-Raum

Pos			Q.	P (mm)	L (mm)
FT	FILLET UNDER DOORSTEP - LEISTE UNTER TÜRSWELLE - BANDE EN ARBRE PORTE		1	12x34	835
FT	FILLET UNDER DOORSTEP - LEISTE UNTER TÜRSWELLE - BANDE EN ARBRE PORTE		1	12x34	1588
DL1	CORNER BATTEN - DECKLEISTE - PROFILS DE FINITION ANGLES A L'EXTERIEUR		2	18x70	2166
DL2	CORNER BATTEN - DECKLEISTE - PROFILS DE FINITION ANGLES A L'EXTERIEUR		2	18x70	2052
DL3	CORNER BATTEN - DECKLEISTE - PROFILS DE FINITION ANGLES A L'EXTERIEUR		4	18x90	1938
EP2	CORNER STUD - ECKPFOSTEN - POTEAUX POUR PREAU		3	44x44	1970
EP1	CORNER STUD - ECKPFOSTEN - POTEAUX POUR PREAU		3	44x44	2085
DP	ROOFING FELT - DACHPAPPE - FEUTRE BITUMEUX		4		4700
DRV	ROOF EDGE REINFORCEMENT - DACHRANDVERSTÄRKUNG - CORNIERE DE RENFORT DE BORD DE TOIT		2	28x34	2177
TL2	FINISHING STRIP FOR WINDOW - ABSCHUSSLEISTE FÜR FENSTER - MONTANT DE FINITION DES OUVERTURES FENETRES		4	18x40	550
TL1	FINISHING STRIP FOR DOOR - ABSCHUSSLEISTE FÜR TÜR - MONTANT DE FINITION DES OUVERTURES PORTES		4	18x40	1910
DS	DISTANCE SPACERS FOR GABLE MOULDING - DACHSTÜZEN - SUPPORTS EXTENSION TOITURE		4	44x140	307
BL	FIXING SLAT FOR DISTANCE SPACERS - BEFESTIGUNGSLEISTE - RENFORTS PLANCHES DE RIVES		8	28x34	250
GL2	GABLE MOULDING - GIEBELLEISTE - PLANCHE DE RIVE		6	18x90	3100
GL1	GABLE MOULDING - GIEBELLEISTE - PLANCHE DE RIVE		6	18x90	4436
HS6	SCREW FOR GABLE MOULDING - SCHRAUBEN FÜR GIEBELLEISTE - VIS DE FIXATION POUR PLANCHE DE RIVE		80	3.5x50	
HS11	SCREW FOR DOOR FILLET - SCHRAUBE ZUR BEFESTIGUNG TÜRLEISTE - VIS D'ASSEMBLAGE DU CADRE DE PORTE		5	3x30	
HS14	SCREW FOR CORNER BATTEN - SCHRAUBEN FÜR DECKLEISTEN - VIS DE FIXATION PROFILS DE FINITION ANGLES A L'EXTERIEUR		56	3x35	
HS12	SCREWS FOR WALL MOUNTING - SCHRAUBEN FÜR WANDMONTAGE - VIS DE FIXATION AU MUR		370	4.5x80	
HS4	SCREW FOR ROOF EDGE REINFORCEMENT - SCHRAUBEN FÜR DACHRANDVERSTÄRKUNG - VIS POUR RENFORT DE BORD DE TOIT		14	4x40	
HS4	SCREWS FOR FINISHING STRIP - SCHRAUBEN FÜR ABSCHUSSLEISTE VIS DE MONTANT DE FINITION DES OUVERTURES		84	4x40	
HS4	SCREW FOR DISTANCE SPACER FIXING SLAT - SCHRAUBEN FÜR BEFESTIGUNGSLEISTE - VIS DE FIXATION RENFORTS PLANCHES DE RIVES		16	4x40	
HS2	SCREW FOR FUNDAMENT - SCHRAUBEN ZUR BEFESTIGUNG FUNDAMENT - VIS POUR FONDATION		14	4x60	
HS3	SCREW FOR ROOF BEAMS - SCHRAUBEN FÜR DACHBALKEN - VIS POUR PANNE DE TOIT		6	5x120	
HS1	SCREW FOR FUNDAMENT - SCHRAUBEN ZUR BEFESTIGUNG FUNDAMENT - VIS POUR FONDATION		10	5x90	

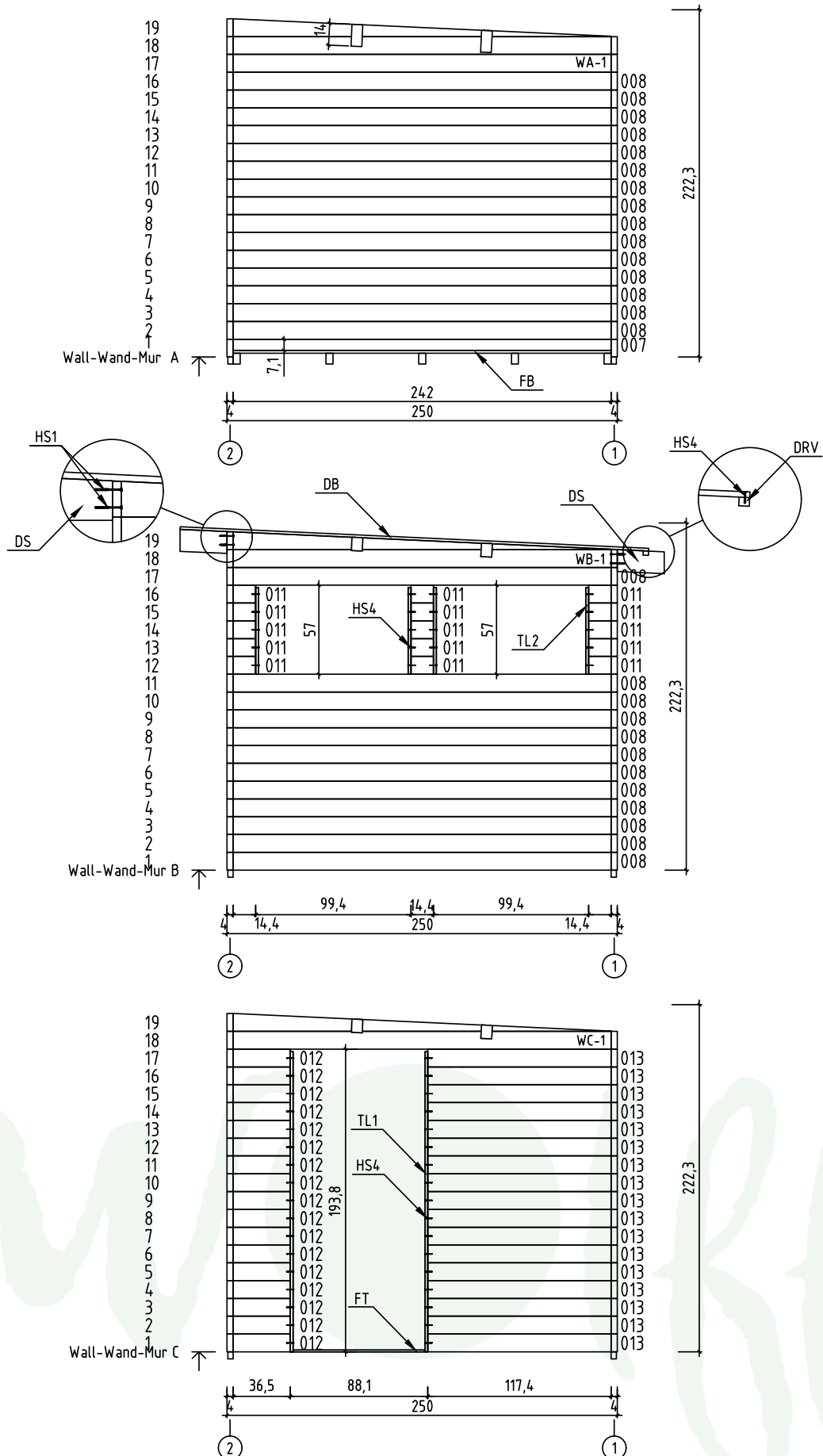
Teileliste 3

Varianta 40 2-Raum

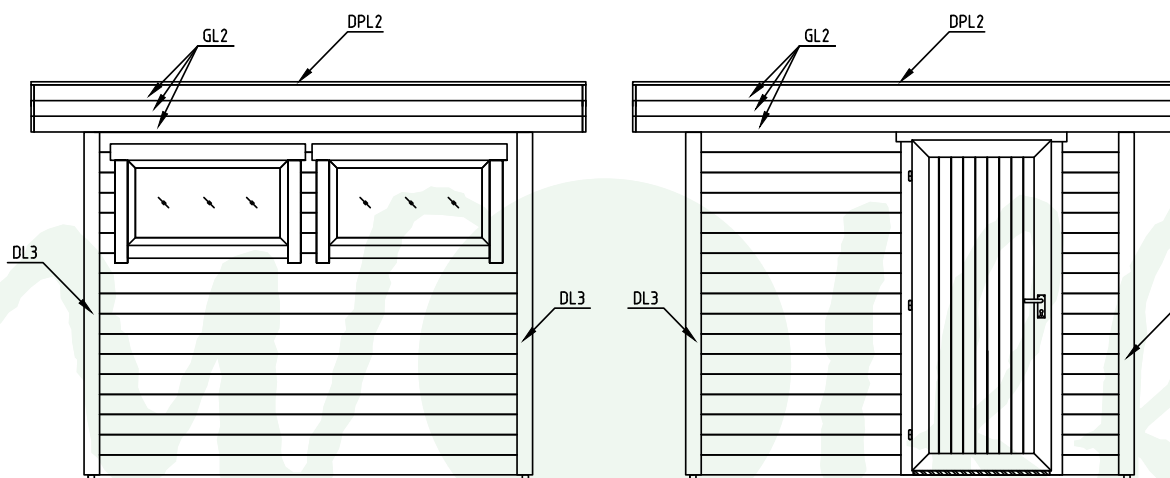
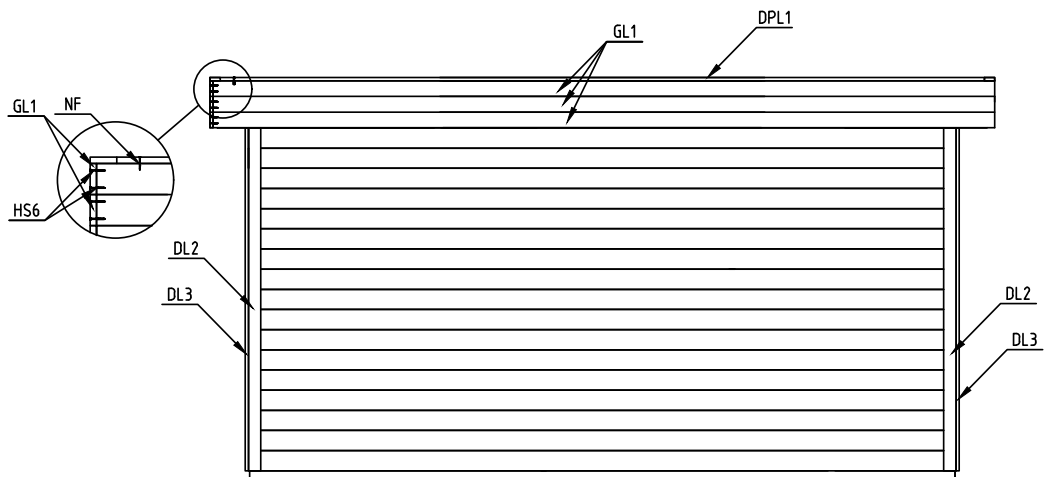
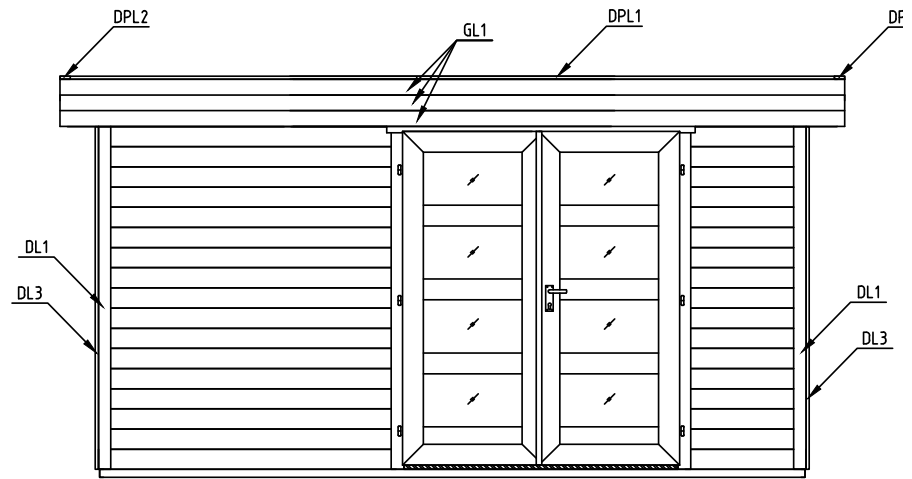
Pos		Q.	P (mm)	L (mm)
HS1	SCREW FOR DOOR JAMB - SCHRAUBE FÜR TÜRRAHMEN - VIS DE FIXATION POUR MONTANT DE PORTE 	4	5x90	
HS1	SCREW FOR FIXING GABLE MOULDING DISTANCE SPACERS TO THE WALL SCHRAUBEN FÜR DACHSTÜZEN - VIS DE SUPPORTS EXTENSION TOITURE 	8	5x90	
	ZN NAIL FOR FLOOR FILLET - ZN NÄGEL FÜR FUSSBODENLEISTE - POINTE POUR CORNIERE DE FINITION DU PLANCHER 	36	1.4x40	
	HAMMER BLOCK - SCHLAGHOLZ - CALLE DE FRAPPE 	1		
HS25	SCREW FOR DOORSTEP - SCHRAUBEN FÜR TÜRSWELLE - VIS DE FIXATION DU SEUIL DE PORTE 	5	4.5x65	
NF	ZN NAIL FOR ROOFING FELT FILLET - ZN NÄGEL FÜR DACHPAPPENLEISTE - POINTE POUR BAGUETTE FIXATION FEUTRE BITUMEUX 	36	2x40	
	ROOFING NAILS FOR ROOFING FELT - NÄGEL FÜR DACHPAPPE POINTE DE FIXATION POUR FEUTRE BITUMEUX 	153	2.8x15	
DS1	ZN NAIL FOR ROOF - ZN NÄGEL FÜR DACHBRETTER - POINTE POUR TOIT 	209	2x50	
DS1	ZN NAIL FOR FLOOR - ZN NÄGEL FÜR FUSSBODENBRETTER - CLOUS POUR PLANCHER 	225	2x50	
	BOLT FOR WINDOW HANDLE FITTINGS - BOLZEN FÜR FENSTERGRIFF BESCHLAG - BOULON POUR POIGNÉE D'OUVERTURE DE FENETRE 	4		
	WINDOW HANDLE FITTINGS-FENSTERGRIFF - POIGNÉE D'OUVERTURE DE FENETRE 	2		
	SET OF DOOR LOCK COVERS - SCHLOSSBLENDEN - SET DE GARNITURES DE SERRURE DE PORTE 	2		
	MALE BOLT HINGE FOR DOOR - TÜRRIEGEL - PARTIE MALE DE CHARNIERE DE PORTE 	6		
	DOOR HANDLE FITTINGS - TÜRGRIFF - SET DE GARNITURES DE SERRURE DE PORTE 	2		
	CYLINDER - ZYLINDERSCHLOSS - CYLINDRE DE SERRURE 	2		
	STRIKER FOR BARREL BOLT - HÜLSE FÜR GRENDLRIEGEL - GACHE AU SOL DU TARGETTE 	2		
	WINDOW-FENSTER-FENETRE 950x540  AK.1.100.MSV.d MGC	2		
	DOOR-TÜR-PORTE 1588x1900  TUK.4.020.MVP.MMTb MGC	1		
	DOOR-TÜR-PORTE 835x1900  UL.2.100.IVV.MMWTd TC+0	1		

Wandplan A, B und C

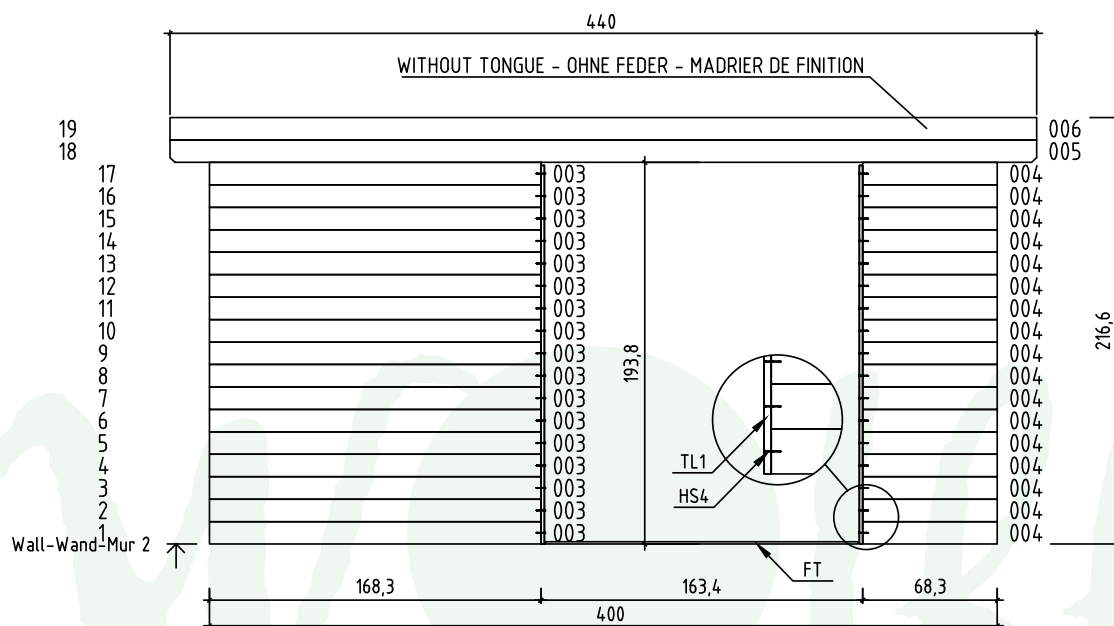
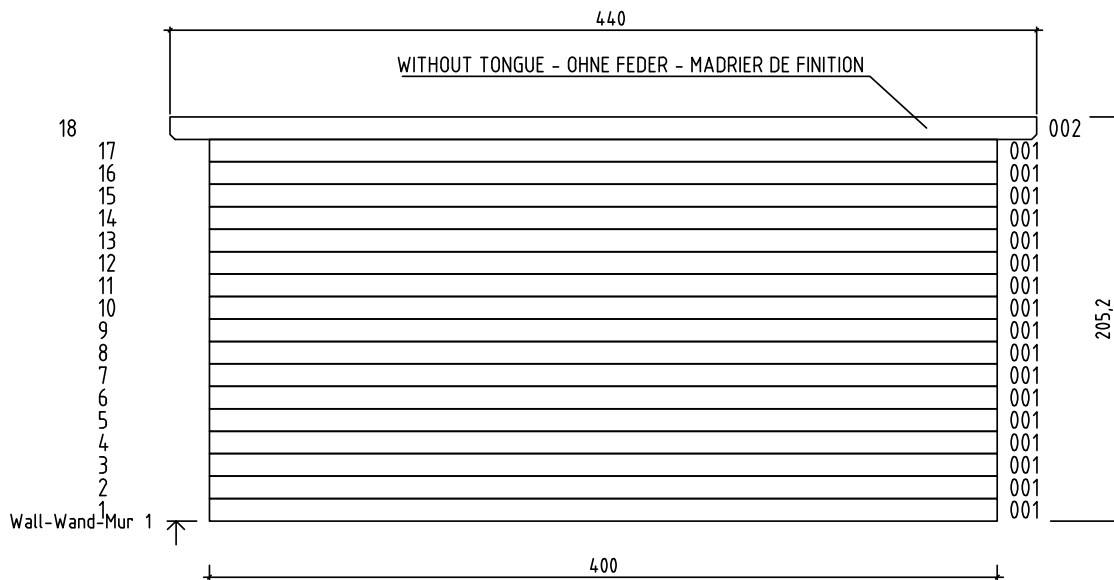
Varianta 40 2-Raum



Wandplan Varianta 40 2-Raum



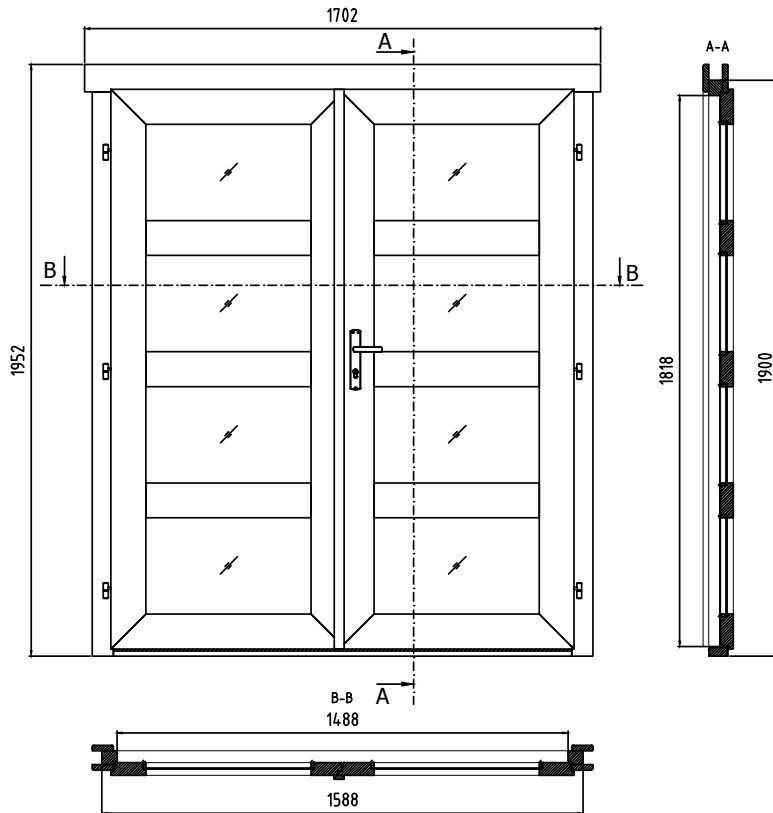
Wandplan 1 und 2 Varianta 40 2-Raum



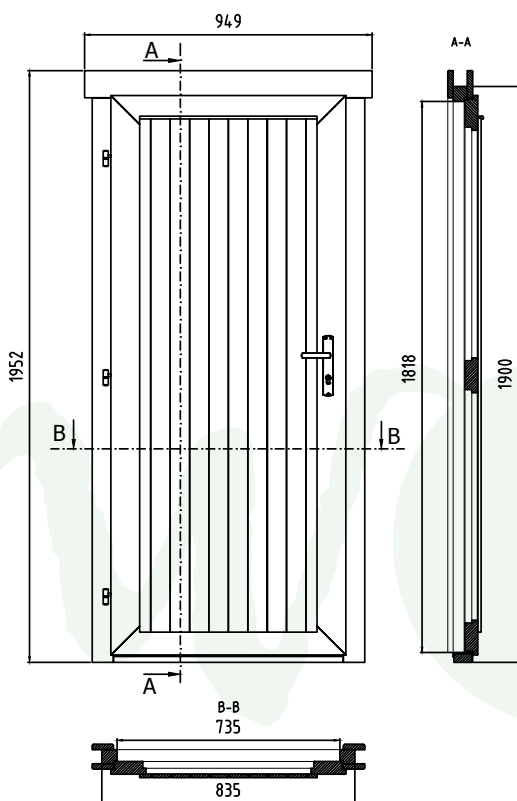
Tür- und Fensterdetails

Varianta 40 2-Raum

GLASS SIZE - GLASGRÖÖE - TAILLE DE LA VITRE 561x334

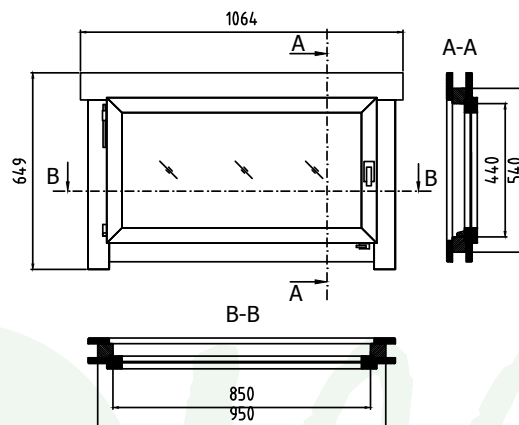


UL.2.100.IVV.MMWTd TC+0



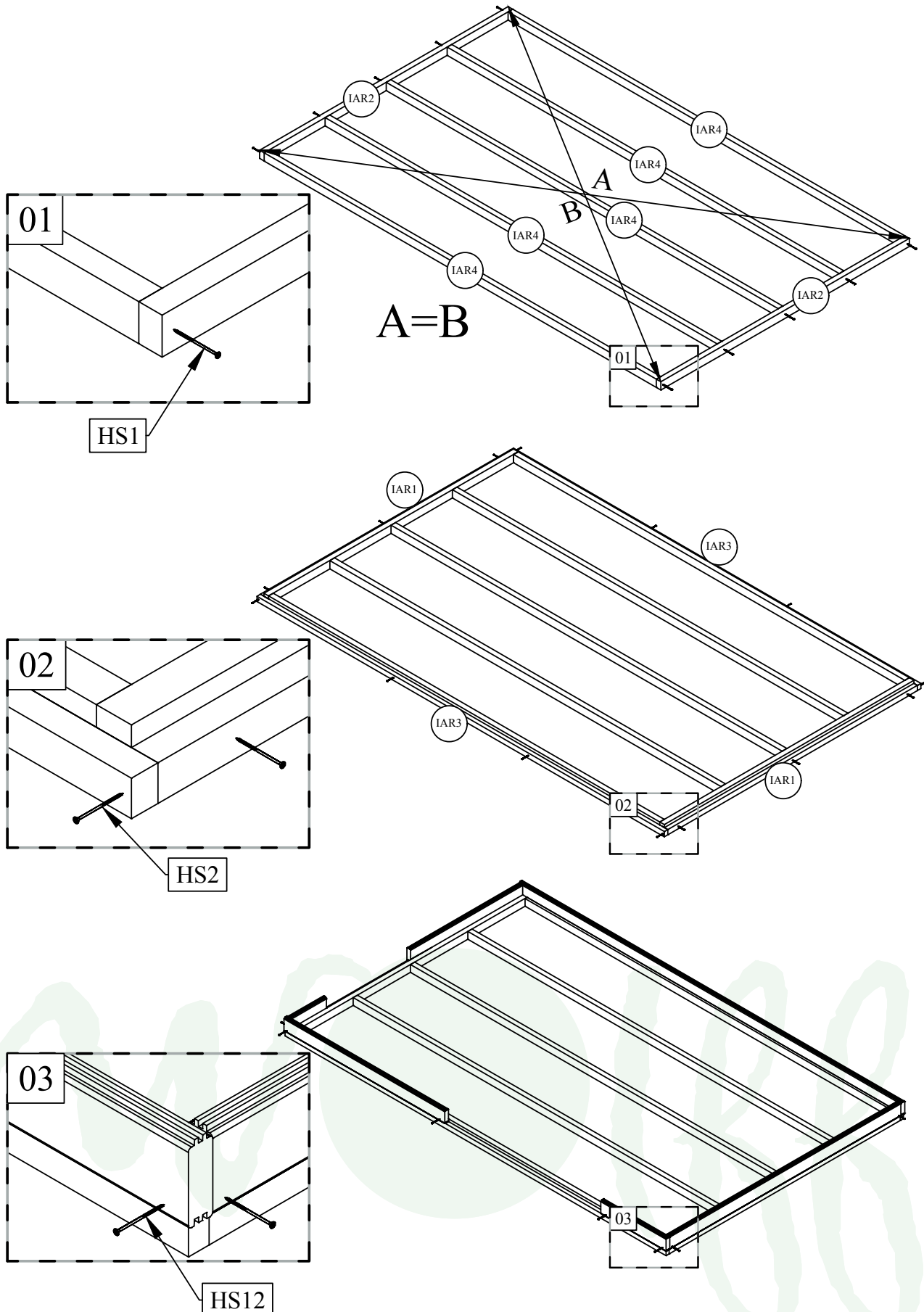
AK.1.100.MSV.d MGC

GLASS SIZE - GLASGRÖÖE - TAILLE DE LA VITRE 806x396

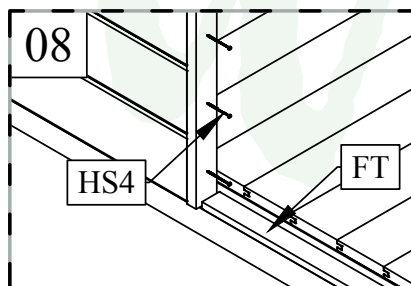
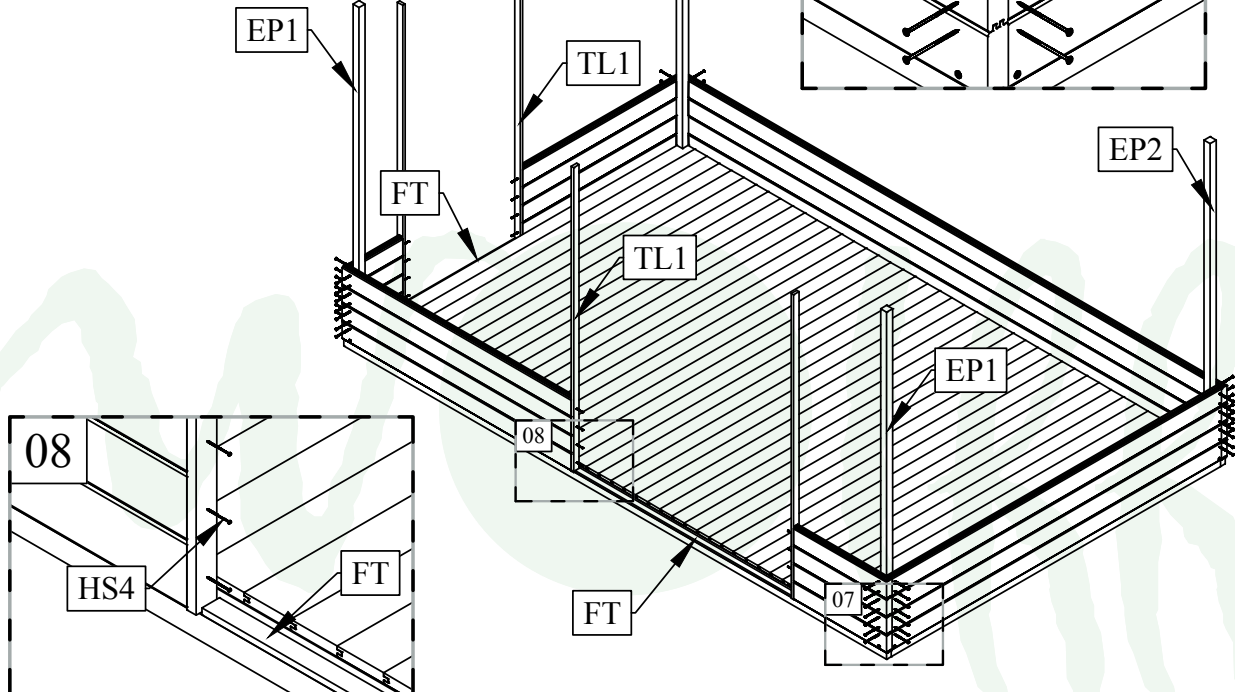
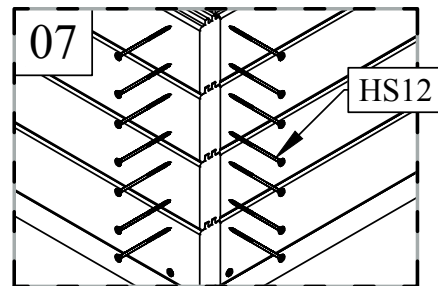
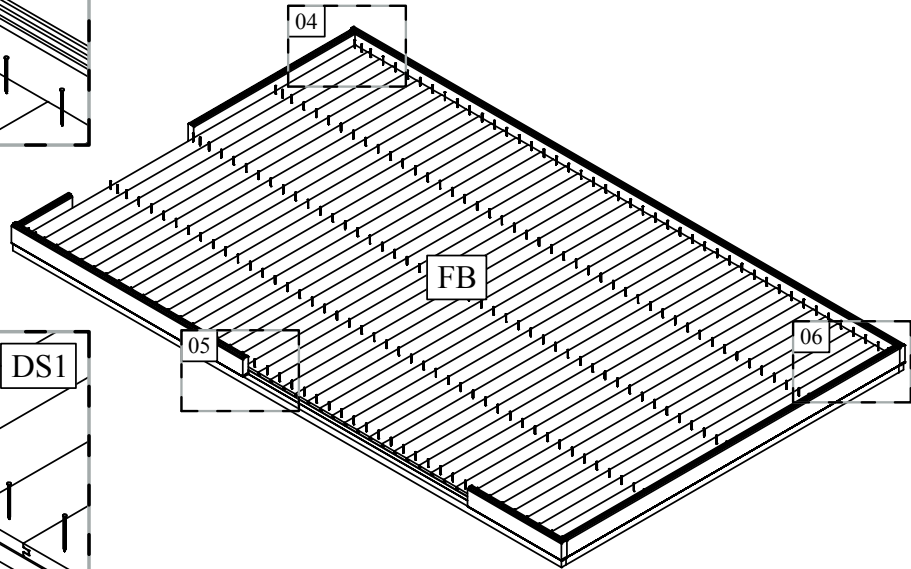
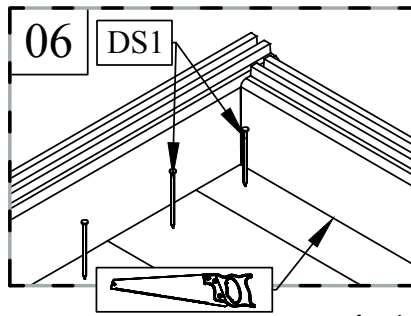
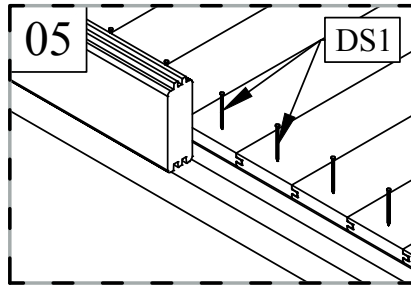
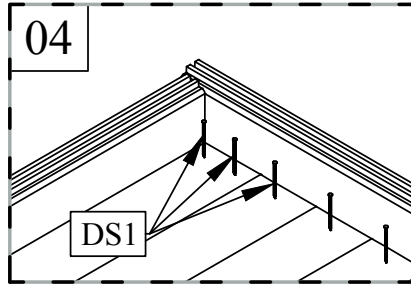


Aufbau

Varianta 40 2-Raum

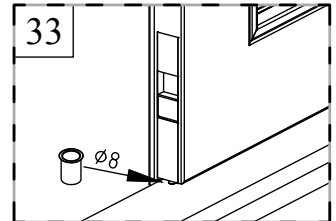
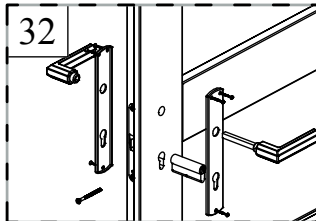
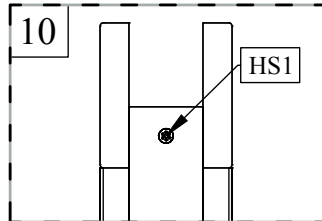
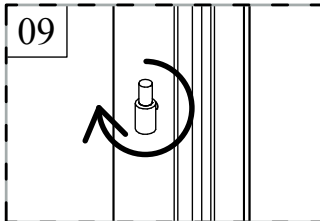
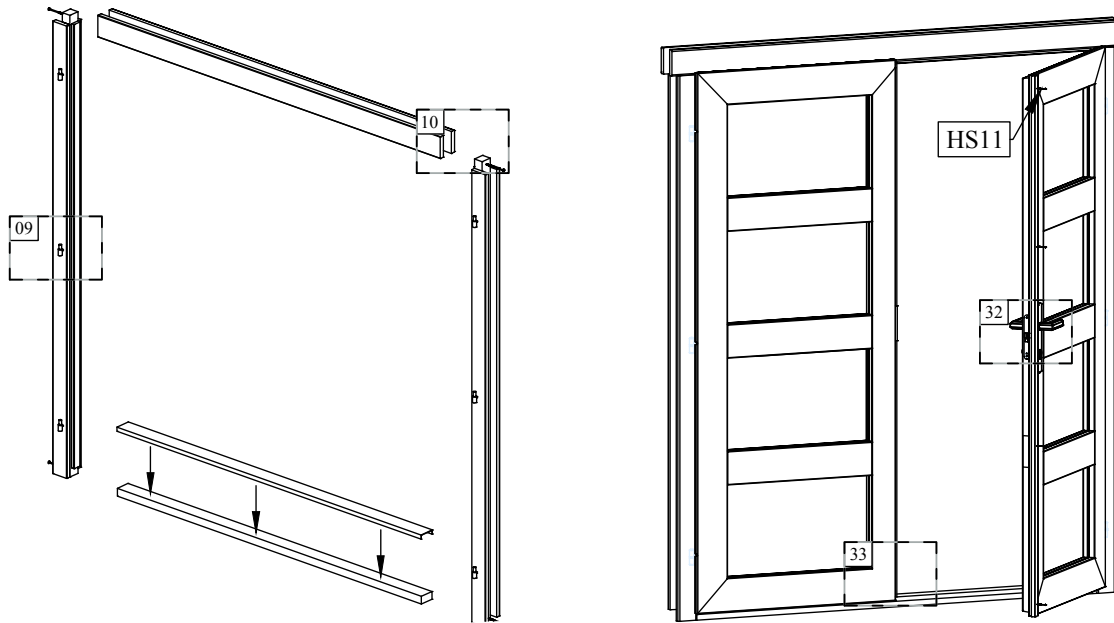


Aufbau Varianta 40 2-Raum



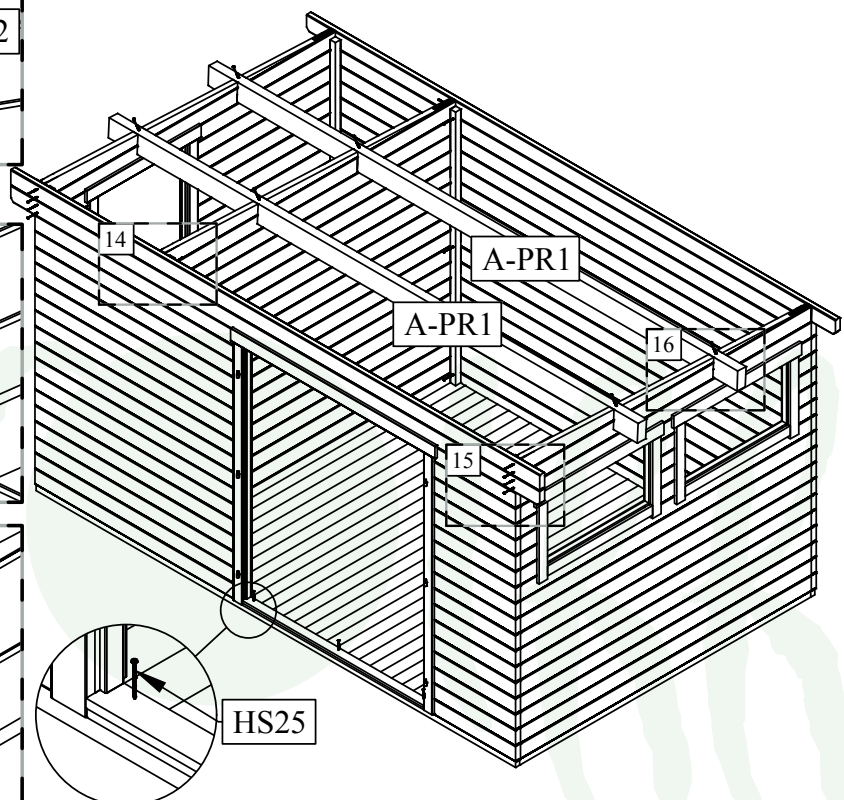
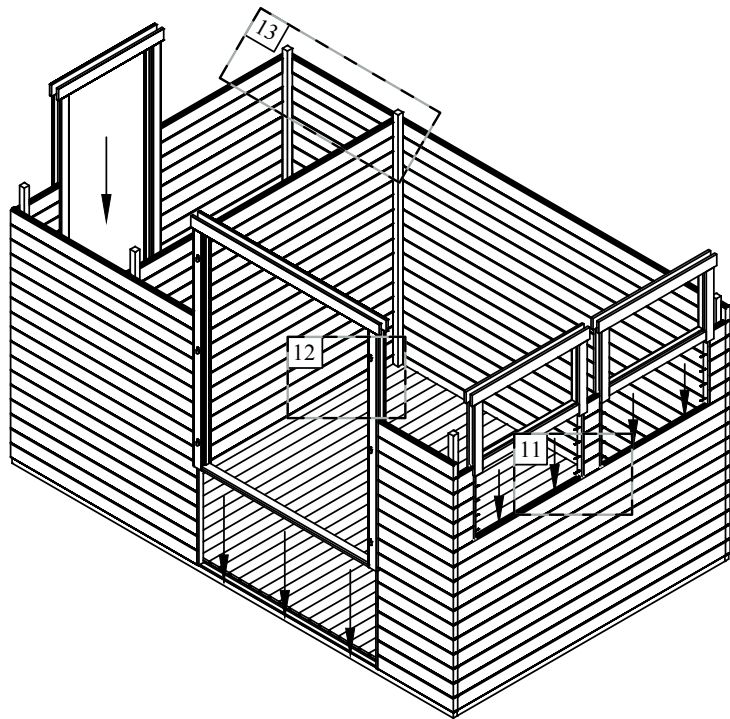
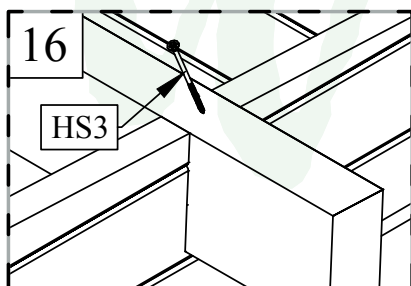
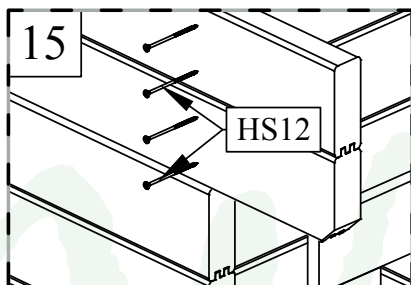
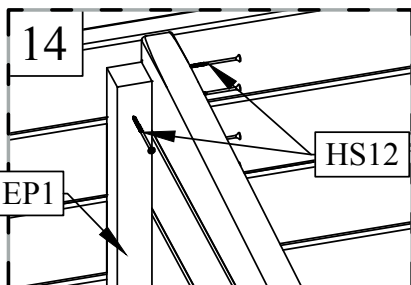
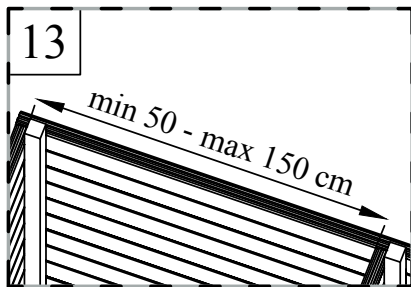
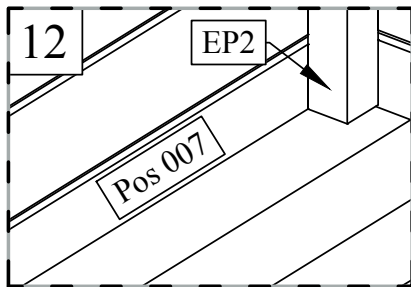
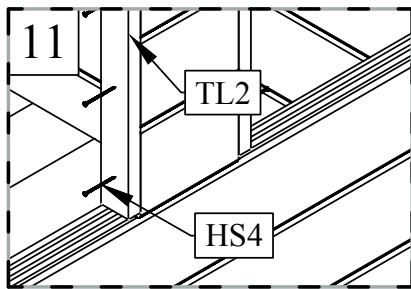
Aufbau

Varianta 40 2-Raum

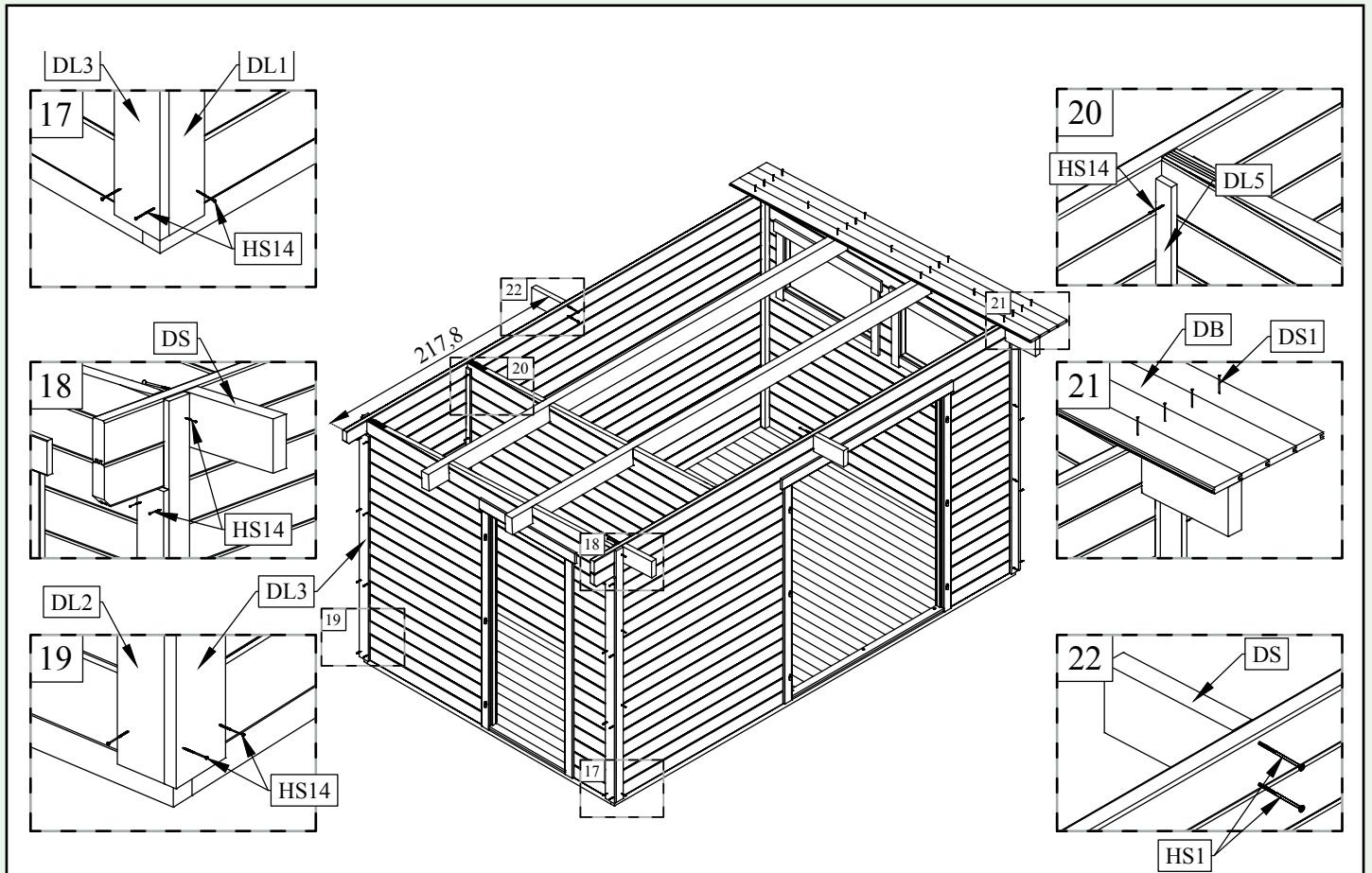


Aufbau

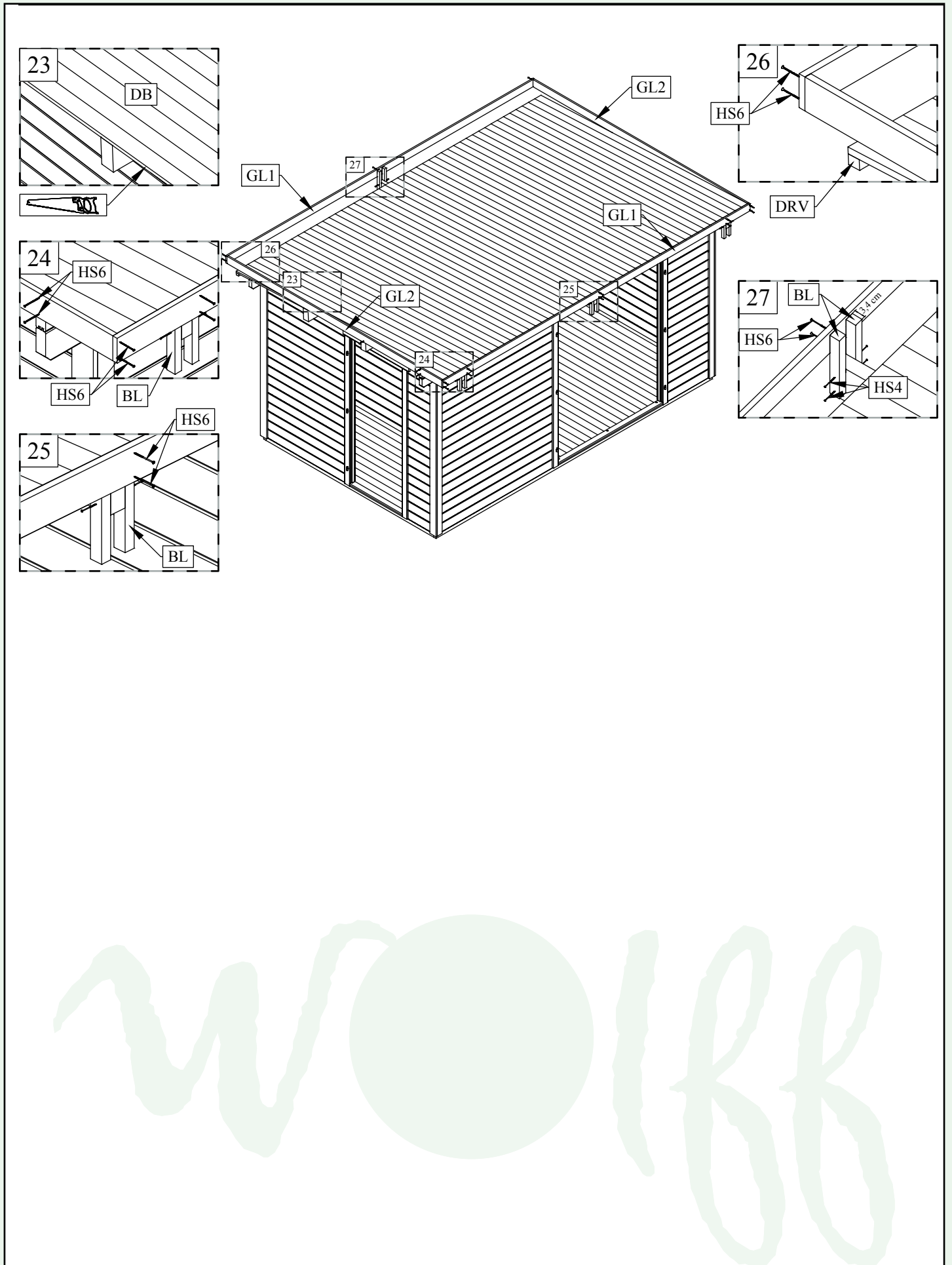
Varianta 40 2-Raum



Aufbau Varianta 40 2-Raum



Aufbau Varianta 40 2-Raum



Aufbau

Varianta 40 2-Raum

