

70341



 **Aufbauanleitung**

 **notice de montage**

 **Building Instructions**

 **montagehandleiding**

 **Instrucciones de construcción**

 **Istruzioni per il montaggio**

 **Montážní návod**

 **Service-Hotline: +49 421 38693 33**



Vergleichen Sie zuerst die Materialliste mit Ihrem Paketinhalt! Bitte haben Sie Verständnis, dass Beanstandungen nur im nicht aufgebauten Zustand bearbeitet werden können!



En primer lugar, compare la lista de material con el contenido del paquete. Rogamos entienda que las reclamaciones sólo pueden ser tramitadas antes de montar el objeto!



Nejprve přezkontrolujte obsah balení podle materiálového listu! Mějte pochopení pro to, že případnou reklamaci se můžeme zabývat pouze tehdy, když díly nebudou smontované! Za pomoci tohoto seznamu můžete jednotlivé díly přiřadit k montážnímu návodu.



Vergelijk eerst de lijst van materialen met de inhoud van uw pakket! Reclamaties kunnen alleen in behandeling worden genomen zolang de onderdelen nog niet zijn gemonteerd!



First compare the list of materials with your package contents! Please understand that complaints can be processed in the non-built status only!




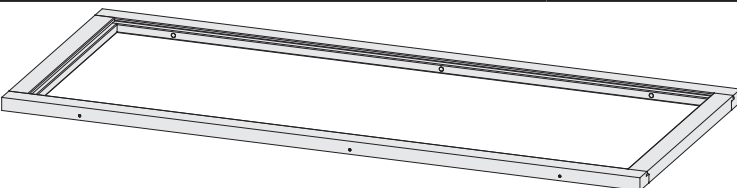
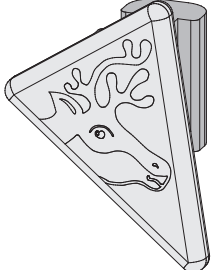
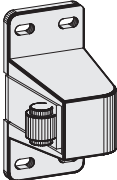
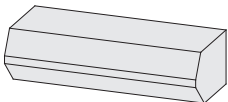
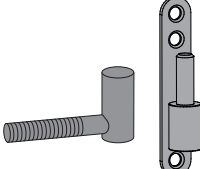
Commencez par comparer la liste du matériel avec le contenu de votre paquet! Sachez que nous traitons uniquement les réclamations concernant le matériel à l'état non monté!



Confrontate questa distinta materiali prima con il contenuto del pacchetto! Vi preghiamo di comprendere che eventuali reclami possono essere accolti solo prima del montaggio!



70341

		1 x	ID 64238
		1 x	ID 70351
1 x			ID 26114
1 x R1			ID 64245
1 x Z1			ID 64800
3 x			ID 3717

 Einbau Saunatür

 Sauna deur installatie

 Sauna Instalace dveře

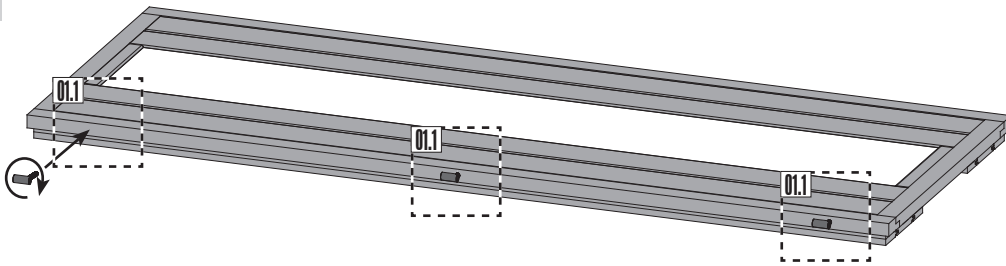
 Installation de porte Sauna

 Instalación de la puerta Sauna

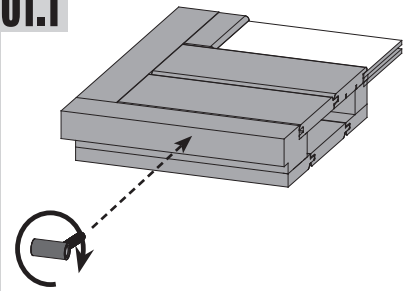
 Sauna door installation

 Installazione porta Sauna

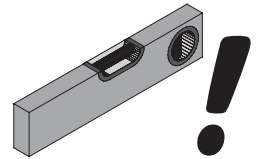
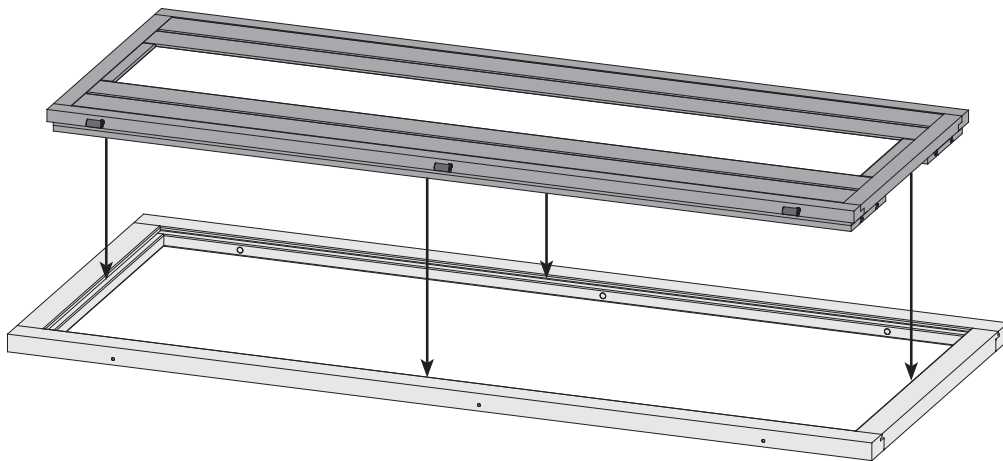
01



01.1




02




03a

 Das Saunatürglas im Türrahmen ausrichten!

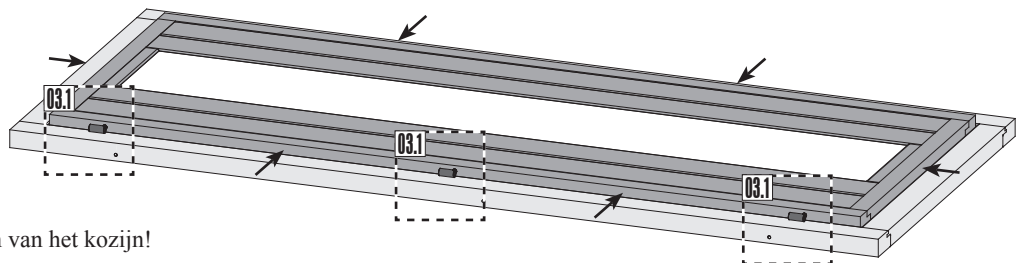
 Bien aligner le verre à vitre!

 To start building up the door you need to center the glass in the wooden frame!

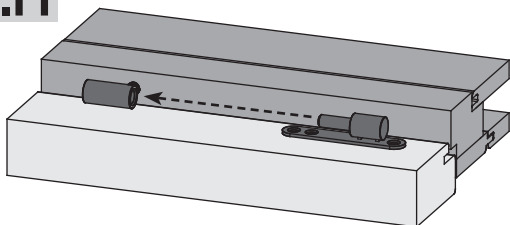
 Plaats het glas van de sauna deur in het midden van het kozijn!

 ¡Centrar la puerta de cristal dentro del marco!


 Allineare il vetro dello sportello sauna al telaio della porta!



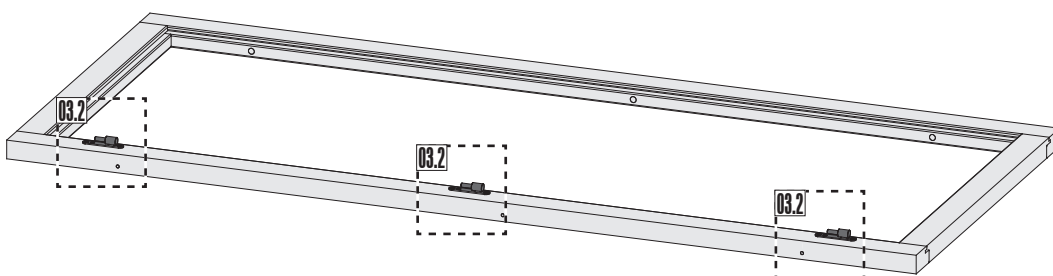
03.1-1



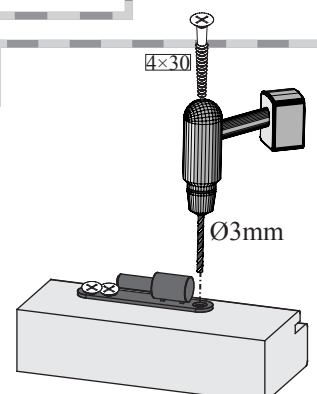
03.1-2



03b



03.2



 Einbau Saunatür

 Installation de porte Sauna

 Sauna door installation


 Sauna deur installatie

 Instalación de la puerta Sauna

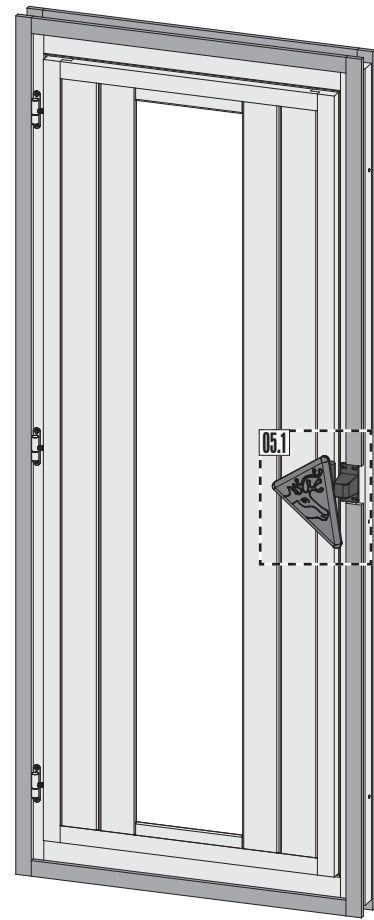
 Installazione porta Sauna

 Sauna Instalace dveře

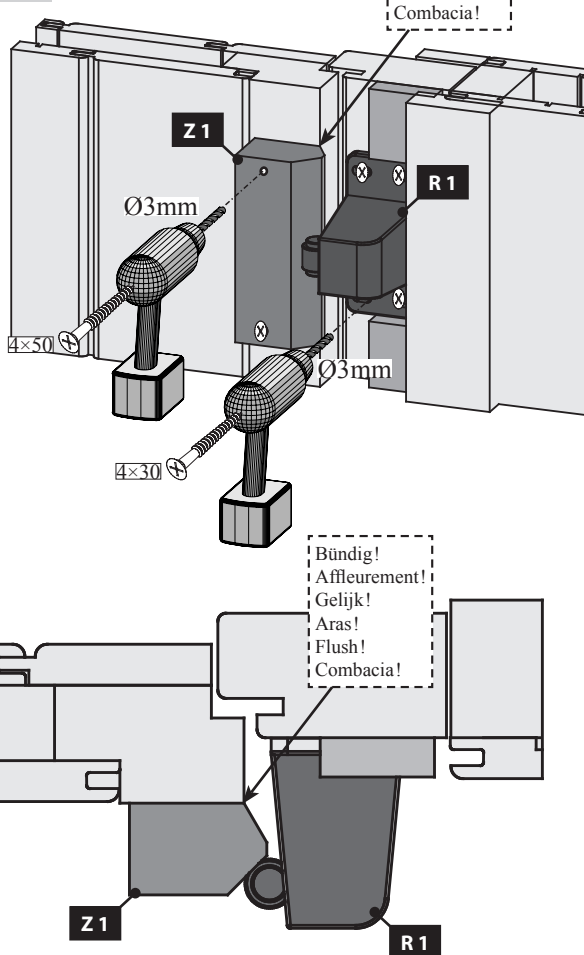
04



05



05.1-1



05.1-2

