



# *eco power*

- NEUESTE TECHNOLOGIE MIT 30% MEHR LEISTUNG
- DIE BATTERIE FÜR ALLE KRAFTFAHRZEUGE





**EFB-TECHNOLOGIE MIT MEHR STARTKRAFT FÜR ALLE KRAFTFAHRZEUGE**

- 30% mehr Leistung und Lebensdauer gegenüber herkömmlichen Batterien
- 100% wartungsfrei
- Hohe Zyklenfestigkeit
- Doppelte Ladezyklenzahl
- Universell einsetzbar
- 36 Monate Garantie
- Erstausrüstertechnologie

**EFB STEHT FÜR ENHANCED FLOODED BATTERY**

- Dickere positive und negative Platten in spezieller Full-Frame-Technologie
- Auch für Standard-Start-Stop-Fahrzeuge, die keine zusätzlichen energiesparenden Funktionen unterstützen
- Im Gegensatz zu herkömmlichen Nassbatterien sind EFB-Batterien mit HIGH PERFORMANCE Separatoren ausgestattet
- Die Separatoren halten das aktive Material an der Platte fest
- Das reduziert den Verlust von aktivem Material und führt zu einer höheren Zyklenfestigkeit im Vergleich zu herkömmlichen Batterien



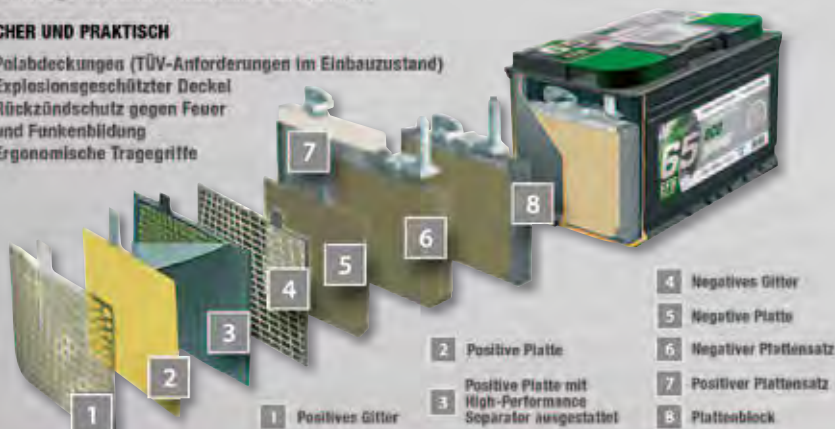
Speziell für Standard-Start-Stop-Fahrzeuge ohne Energierückgewinnung sorgt die EFB-Batterie für eine konstante Welterversorgung aller Stromverbraucher und gewährleistet den Wiederstart des Motors in nur kürzester Zeit.

**DIE IDEALE BATTERIE FÜR:**

- Motoren mit Startschwierigkeiten
- Fahrzeuge im Kurzstreckenverkehr
- Dieselfahrzeuge und Laternenparker
- Fahrzeuge mit vielen elektrischen Verbrauchern

**SICHER UND PRAKTISCH**

- Polabdeckungen (TÜV-Anforderungen im Einbauzustand)
- Explosionsgeschützter Deckel
- Rückzündschutz gegen Feuer und Funkenbildung
- Ergonomische Tragegriffe



- 4 Negatives Gitter
- 5 Negative Platte
- 6 Negativer Plattensatz
- 7 Positiver Plattensatz
- 8 Plattenblock

Bezeichnung	Kälte-Prüfstrom (A) EN	Kapazität (Ah)	Länge (mm)	Breite (mm)	Höhe (mm)
Cartec 45	400	45	211	175	175
Cartec 55	480	55	242	175	175
Cartec 65	570	65	242	175	175
Cartec 75	680	75	278	175	175
Cartec 85	800	85	317	175	175
Cartec 95	850	95	353	175	175



# *eco power*

- LA TOUTE DERNIÈRE TECHNOLOGIE AVEC 30% DE PUISSANCE SUPPLÉMENTAIRE
- LA BATTERIE POUR TOUS LES VÉHICULES À MOTEUR



**EFB**  
TECHNOLOGIE

**eco power**




#### LA TECHNOLOGIE EFB AVEC PLUS DE PUISSANCE DE DÉMARRAGE POUR TOUS LES VÉHICULES À MOTEUR

- 30% de puissance et de longévité accrue en comparaison aux batteries conventionnelles
- à 100% sans aucune maintenance
- Résistance élevée aux cyclage
- Nombre deux fois supérieur de cycles de charge
- Application universelle
- 36 mois de garantie
- Technologie d'équipement de première monte

#### EFB OPTÉ POUR ENHANCED FLOODED BATTERY

- Des plaques positives et négatives plus épaisses dans la technologie spéciale Full-Frame
- Egalement pour les véhicules de série équipés du système Start/Stop, qui ne prennent pas en charge des fonctions d'économie d'énergie supplémentaires
- Contrairement aux batteries conventionnelles humides, les batteries EFB sont équipées de séparateurs à haute performance
- Les séparateurs retiennent la matière active dans la plaque
- Ils permettent de réduire la perte de matière active et de produire une résistance de cyclage accrue en comparaison aux batteries conventionnelles




Notamment pour les véhicules de série équipés du système Start/Stop sans récupération d'énergie, la batterie EFB fournit un réapprovisionnement constant de tous les récepteurs électriques et assure le redémarrage du moteur en un court laps de temps.

#### LA BATTERIE IDÉALE POUR LES :

- Moteurs ayant des difficultés à démarrer
- Véhicules en déplacement sur de courts trajets
- Véhicules à moteur Diesel et lanterne Parker
- Véhicules avec de nombreux récepteurs électriques

#### SÉCURISÉ ET PRATIQUE

- Protection contre les retours de flamme et la formation d'étincelles
- Couvercle de protection des pôles de la batterie lorsqu'elle est montée (normes TÜV de contrôle technique des véhicules)
- Couvercle avec protection anti déflagration
- Poignées de manutention ergonomiques



Désignation	Courant d'essai à froid (A) EN	Capacité (Ah)	Longueur (mm)	Largeur (mm)	Hauteur (mm)
Cartec 45	400	45	211	175	175
Cartec 55	480	55	242	175	175
Cartec 65	570	65	242	175	175
Cartec 75	680	75	278	175	175
Cartec 85	800	85	317	175	175
Cartec 95	850	95	353	175	175



# *eco power*

- ULTIMA TECNOLOGIA CON IL 30% DI PRESTAZIONI IN PIÙ
- LA BATTERIA ADATTA A TUTTI I VEICOLI



**EFB**  
TECNOLOGIA

**eco power**



**TECNOLOGIA EFB CON ELEVATA POTENZA DI AVVIAMENTO PER TUTTI I VEICOLI**

- 30% di prestazioni e di durata in più rispetto alle comuni batterie
- 100% senza manutenzione
- Elevata resistenza ai cicli
- Numero di cicli di ricarica doppio
- Applicabile universalmente
- 36 mesi di garanzia
- Tecnologia di primo equipaggiamento

**EFB È L'ACRONIMO DI ENHANCED FLOODED BATTERY**

- Piastre positive e negative più spesse con speciale tecnologia full-frame
- Anche per veicoli standard start and stop, che non supportano altre funzioni a risparmio energetico
- Al contrario delle comuni batterie bagnate, le batterie EFB sono dotate di separatori HIGH PERFORMANCE.
- I separatori trattengono il materiale attivo nella piastra
- Ciò permette di ridurre la perdita di materiale attivo e avere una maggiore resistenza ai cicli rispetto alle normali batterie




Specialmente adatto anche a veicoli standard start and stop senza recupero di energia dove la batteria EFB garantisce un approvvigionamento costante e la riaccensione rapida del motore.

**BATTERIA IDEALE PER:**

- Motori con problemi di avviamento
- Veicoli utilizzati per spostamenti brevi
- Veicoli diesel e parcheggio in strada
- Veicoli con molte utenze

**SICURA E PRATICA**

- Coperchio poli (requisiti TÜV per dispositivi installati)
- Protezione contro il ritorno di fiamma (contro fiamme e formazione di scintille)
- Tracolla ergonomica
- Coperchio a prova di esplosione



1

2

3

4

5

6

7

8

1 Griglia positiva

2 Piastra positiva

3 Piastra positiva con separatore high performance

4 Griglia negativa

5 Piastra negativa

6 Kit piastra negativa

7 Kit piastra positiva

8 Blocco di elettrodi

Denominazione:	Corrente di prova fredda (A) EN	Capacità (Ah)	Lunghezza (mm)	Larghezza (mm)	Altezza (mm)
Cartec 45	400	45	211	175	175
Cartec 55	480	55	242	175	175
Cartec 65	570	65	242	175	175
Cartec 75	680	75	278	175	175
Cartec 85	800	85	317	175	175
Cartec 95	850	95	353	175	175

Fahrzeugtyp	Baujahr von–bis	Info	Ah/A (EN)	CARTEC	Ah/A (EN) Alternativ
-------------	--------------------	------	-----------	--------	-------------------------

#### ALFA ROMEO

Brera 2.2 JTS [939]	01.06→		65/570	65	55 55/480
Brera 2.4 JTDM 20V [939]	04.06→		75/680	75	
Brera 3.2 JTS 24V [939]	10.03→		65/570	65	55 55/480
Brera 3.2 JTS 24V Q4 [939]	10.03→		65/570	65	55 55/480
Giulietta 1.4 TB [940]	04.10→	A	65/570	65	
Giulietta 1.6, 2.0 JTDM [940]	04.10→	A	75/680	75	
GT 1.8 TS [937]	10.03→		65/570	65	55 55/480
GT 1.9 JTD 16V [937]	10.03→		65/570	65	55 55/480
GT 2.0 JTS [937]	10.03→		65/570	65	55 55/480
GT 3.2 V6 [937]	10.03→		65/570	65	55 55/480
GTV 2.0 T.S. 16V [916]	04.95-04.98		65/570	65	55 55/480
Mito 1.3 JTD [145]	10.08→		65/570	65	55 55/480
Mito 1.3 JTDM, 1.4, 1.4 TB [955]	10.09→	A	65/570	65	
Mito 1.4 i.e. [145]	08.08→		65/570	65	55 55/480
Mito 1.6 JTD [145]	09.08→		65/570	65	55 55/480
Mito 1.6 JTDM [955]	09.08→	A	75/680	75	
Spider 1.8 T.S. 16V [916]	05.98-07.00		65/570	65	55 55/480
Spider 2.0 i.e. [115]	01.90-12.94		65/570	65	55 55/480
Spider 2.0 JTS [916]	04.95-12.10		65/570	65	55 55/480
Spider 2.0 T.S. 16V [916]	04.95-12.10		65/570	65	55 55/480
Spider 2.2 JTS [939]	04.95-12.10		65/570	65	55 55/480
Spider 2.4 JTDM 20V [939]	03.07-12.10		75/680	75	
Spider 3.0 V6 12V [916]	04.95-04.98		65/570	65	55 55/480
Spider 3.2 JTS 24V [939]	09.06-12.10		65/570	65	55 55/480
Spider 3.2 JTS 24V Q4 [939]	09.06-12.10		65/570	65	55 55/480
145 1.3 i.e. [930 MY95]	04.94-12.00		45/400	45	55 55/480
145 1.4 i.e. 16V T.S. [930 MY97]	04.94-12.00		45/400	45	55 55/480
145 1.4 i.e. 16V T.S. [930 MY99]	04.94-12.00		45/400	45	55 55/480
145 1.6 i.e. 16V T.S. [930 MY97]	04.94-12.00		45/400	45	55 55/480
145 1.6 i.e. 16V T.S. [930 MY99]	04.94-12.00		45/400	45	55 55/480
146 1.4 i.e. 16V T.S. [930 MY97]	04.94-12.00		45/400	45	55 55/480
146 1.6 i.e. [930 MY95]	04.94-12.00		45/400	45	55 55/480
146 1.6 i.e. 16V T.S. [930 MY97]	04.94-12.00		45/400	45	55 55/480
146 1.6 i.e. 16V T.S. [930 MY99]	04.94-12.00		45/400	45	55 55/480
147 1.6 TS 16V + ECO [937]	11.00-12.10		65/570	65	55 55/480
147 1.9 JTD, JTDM, 16V [937]	11.00-12.10		75/680	75	
147 2.0 TS 16V [937]	11.00-12.10		65/570	65	55 55/480
147 3.2 GTA [937]	11.00-12.10		65/570	65	55 55/480
156 Berlina 1.6 TS 16V [932]	10.97-10.05		45/400	45	55 55/480
156 Berlina 1.8 TS 16V [932]	10.97-10.05		45/400	45	55 55/480
156 Berlina 1.9 JTD [932]	10.97-10.05		75/680	75	
156 Berlina 2.0 JTS 16V [932]	10.97-10.05		65/570	65	55 55/480
156 Berlina 2.0 TS 16V [932]	10.97-10.05		65/570	65	55 55/480
156 Berlina 2.4 JTD [932]	10.97-09.00		75/680	75	
156 Berlina 2.5 24V [932]	10.97-09.00		65/570	65	55 55/480
156 Sport Wagon 1.8 TS 16V [932]	06.00-10.05		45/400	45	55 55/480



A Für Fahrzeuge mit Start-/Stopp-Automatik

ALFA ROMEO

Fahrzeugtyp	Baujahr von–bis	Info	Ah/A (EN)	CARTEC	Ah/A (EN) Alternativ
-------------	--------------------	------	-----------	--------	-------------------------

#### ALFA ROMEO

156 Sport Wagon 1.9 JTD [932]	09.00-12.05		75/680	75	
156 Sport Wagon 1.9 JTD 16V [932]	09.00-12.05		75/680	75	
156 Sport Wagon 2.0 JTS 16V [932]	06.00-12.05		65/570	65	55 55/480
156 Sport Wagon 2.0 TS 16V [932]	06.00-12.05		65/570	65	55 55/480
156 Sport Wagon 2.4 JTD [932]	09.00-12.05		75/680	75	
159 Berlina 1.9 JTDM 16V [939]	06.05-12.08		65/570	65	55 55/480
159 Berlina 1.9 JTS [939]	06.05-12.08		65/570	65	55 55/480
159 Berlina 2.2 JTS [939]	06.05-12.08		65/570	65	55 55/480
159 Berlina 2.4 JTDM 20V [939]	06.05-12.08		75/680	75	
159 Sport Wagon 1.9 JTDM 16V [939]	03.06-12.08		65/570	65	55 55/480
159 Sport Wagon 1.9 JTS [939]	03.06-12.08		65/570	65	55 55/480
159 Sport Wagon 2.2 JTS [939]	03.06-12.08		65/570	65	55 55/480
159 Sport Wagon 2.4 JTD 20V [939]	03.06-12.08		75/680	75	
159 Sport Wagon 2.4 JTDM 20V [939]	03.06-12.08		75/680	75	
166 2.0 T.S. 16V [936]	10.98-09.00		75/680	75	
166 2.4 JTD [936]	09.00-10.07		95/850	95	85 85/800
166 2.4 JTD 20V [936]	09.00-10.07		95/850	95	85 85/800
166 2.5 V6 24V [936]	10.98-10.07		75/680	75	
166 3.0 V6 24V [936]	10.98-10.07		75/680	75	

#### AUDI

A2 1.2 TDI 3L, 1.4, 1.4 TDI, 1.6 FSI, [8Z0]	10.98-10.07		75/680	75	85 85/800
A3 1.2 TFSI [8P1]	04.10→	<b>BAD</b>	65/570	65	55 55/480
A3 1.4 TFSI [8P1], 1.6 [8L1], [8P1]	09.96→		45/400	45	55 55/480
A3 1.6 FSI [8P1]	08.03-09.07		65/570	65	55 55/480
A3 1.6 TDI [8P1]	05.09→	<b>BAD</b>	65/570	65	55 55/480
A3 1.8 [8L1], 1.8 T [8L1], 1.8 T quattro [8L1]	09.96-06.03		65/570	65	55 55/480
A3 1.8 TFSI [8P1]	11.06→		65/570	65	55 55/480
A3 1.9 TDI + quattro [8L1, 8P1]	09.96-05.10		75/680	75	85 85/800
A3 2.0 FSI [8P1]	05.03-06.08		65/570	65	55 55/480
A3 2.0 TDI + quattro [8P1]	05.03→		75/680	75	85 85/800
A3 2.0 TFSI + quattro [8P1]	09.04→		65/570	65	55 55/480
A3 3.2 quattro [8P1]	09.04-05.09		75/680	75	85 85/800
A3 Cabriolet 1.2 TFSI [8P7], 1.6 TDI [8P7]	05.09→	<b>BAD</b>	75/680	75	85 85/800
A3 Cabriolet 1.8 TFSI [8P7]	04.08→		65/570	65	55 55/480
A3 Cabriolet 1.9 TDI [8P7], 2.0 TDI [8P7]	04.08→		75/680	75	85 85/800
A3 Cabriolet 2.0 TFSI [8P7]	04.08→		65/570	65	55 55/480
A3 Sportback 1.2 TFSI [8PA]	11.09→	<b>BAD</b>	65/570	65	55 55/480
A3 Sportback 1.4 TFSI [8PA]	06.07→	<b>BAD</b>	45/400	45	55 55/480
A3 Sportback 1.6 [8PA]	09.04→		45/400	45	55 55/480
A3 Sportback 1.6 FSI [8PA]	09.04-09.07		65/570	65	55 55/480
A3 Sportback 1.6 TDI [8PA]	05.09→	<b>BAD</b>	65/570	65	55 55/480
A3 Sportback 1.8 TFSI [8PA]	11.06→		65/570	65	55 55/480
A3 Sportback 1.9 TDI [8PA]	09.04-05.10		75/680	75	85 85/800
A3 Sportback 2.0 FSI [8PA]	09.04-06.08		65/570	65	55 55/480
A3 Sportback 2.0 TDI [8PA]	09.04→		75/680	75	85 85/800
A3 Sportback 2.0 TDI quattro [8PA]	09.04→		75/680	75	85 85/800
A3 Sportback 2.0 TFSI [8PA]	07.08→		65/570	65	55 55/480
A3 Sportback 2.0 TFSI quattro [8PA]	09.04→		65/570	65	55 55/480
A3 Sportback 3.2 quattro [8PA]	09.04-05.09		75/680	75	85 85/800
A4 1.6 [8D2, B5], [8EC, B7]	11.94-06.08	<b>VAD</b>	65/570	65	55 55/480
A4 1.6 [8E2, B6]	10.00-06.08		65/570	65	55 55/480
A4 1.8 [8D2, B5]	11.94-10.00	<b>VAD</b>	65/570	65	55 55/480



Fahrzeugtyp	Baujahr von-bis	Info	Ah/A (EN)	CARTEC	Ah/A (EN) Alternativ
A4 1.8 quattro [8D2, B5]	11.94-04.99	<b>VAD</b>	65/570	<b>65</b>	55 55/480
A4 1.8 T [8D2, B5]	11.94-06.00	<b>VAD</b>	65/570	<b>65</b>	55 55/480
A4 1.8 T [8EC, B7]	11.04-06.08		65/570	<b>65</b>	55 55/480
A4 1.8 T [8E2, B6]	12.00-12.04		65/570	<b>65</b>	55 55/480
A4 1.8 T quattro [8D2, B5]	11.94-12.98		65/570	<b>65</b>	55 55/480
A4 1.8 T quattro [8E2, B6]	12.00-06.02		65/570	<b>65</b>	55 55/480
A4 1.8 T quattro [8EC, B7]	11.04-06.08		65/570	<b>65</b>	55 55/480
A4 1.8 TFSI [8K2, B8]	11.07→	<b>BAD</b>	65/570	<b>65</b>	55 55/480
A4 1.9 TDI [8D2, B5]	11.94-11.00	<b>VAD</b>	75/680	<b>75</b>	85 85/800
A4 1.9 TDI [8EC, B7]	12.00-06.08		75/680	<b>75</b>	85 85/800
A4 1.9 TDI [8E2, B6]	12.00-11.05		75/680	<b>75</b>	85 85/800
A4 2.0 + FSI [8EC, B7], [8E2, B6]	12.00-06.08		65/570	<b>65</b>	55 55/480
A4 2.0 TDI [8EC, B7], [8K2, B8] + quattro	11.04→		75/680	<b>75</b>	85 85/800
A4 2.0 TFSI [8EC, B7]	11.04-06.08		65/570	<b>65</b>	55 55/480
A4 2.0 TFSI [8K2, B8], 2.0 TFSI quattro [8K2, B8]	06.08→	<b>BAD</b>	75/680	<b>75</b>	85 85/800
A4 2.0 TFSI quattro [8EC, B7]	09.05-06.08		65/570	<b>65</b>	55 55/480
A4 2.4 [8D2, B5]	08.97-10.00	<b>VAD</b>	65/570	<b>65</b>	55 55/480
A4 2.4 [8E2, B6]	09.01-12.04		65/570	<b>65</b>	55 55/480
A4 2.5 TDI [8D2, B5]	08.97-10.00	<b>VAD</b>	75/680	<b>75</b>	85 85/800
A4 2.5 TDI [8EC, B7], [8E2, B6] + quattro	12.00-05.06		75/680	<b>75</b>	85 85/800
A4 2.6 [8D2, B5], 2.6 quattro [8D2, B5]	11.94-07.98	<b>VAD</b>	65/570	<b>65</b>	55 55/480
A4 2.7 TDI [8EC, B7], [8K2, B8]	11.05-06.08		75/680	<b>75</b>	85 85/800
A4 2.8 [8D2, B5] + quattro	11.94-07.97	<b>VAD</b>	65/570	<b>65</b>	55 55/480
A4 3.0 [8E2, B6] + quattro	12.00-12.04		95/850	<b>95</b>	85 85/800
A4 3.0 TDI quattro [8EC, B7]	01.05-06.08		75/680	<b>75</b>	85 85/800
A4 3.0 TDI quattro [8K2, B8]	06.08→	<b>BAD</b>	75/680	<b>75</b>	85 85/800
A4 3.2 FSI quattro [8EC, B7]	01.05-06.08		95/850	<b>95</b>	85 85/800
A4 3.2 FSI quattro [8K2, B8]	01.08→	<b>BAD</b>	75/680	<b>75</b>	85 85/800
A4 Avant 1.6 [8D5, B5]	10.96-09.01	<b>VAD</b>	65/570	<b>65</b>	55 55/480
A4 Avant 1.6 [8ED, B7], [8E5, B6]	09.01-06.08		65/570	<b>65</b>	55 55/480
A4 Avant 1.8 [8D5, B5]	11.94-09.01	<b>VAD</b>	65/570	<b>65</b>	55 55/480
A4 Avant 1.8 quattro [8D5, B5]	11.94-04.99		65/570	<b>65</b>	55 55/480
A4 Avant 1.8 T [8D5, B5]	10.95-09.01		65/570	<b>65</b>	55 55/480
A4 Avant 1.8 T [8ED, B7], [8E5, B6]	11.04-06.08		65/570	<b>65</b>	55 55/480
A4 Avant 1.8 T quattro [8D5, B5], [8ED, B7], [8E5, B6]	02.96-06.08	<b>VAD</b>	65/570	<b>65</b>	55 55/480
A4 Avant 1.8 TFSI [8K5, B8]	11.07→	<b>BAD</b>	65/570	<b>65</b>	55 55/480
A4 Avant 1.9 TDI [8D5, B5], [8ED, B7], [8E5, B6] + quattro	02.96-06.08	<b>VAD</b>	75/680	<b>75</b>	85 85/800
A4 Avant 1.9 TDI quattro [8D5, B5]	07.96-06.08	<b>VAD</b>	75/680	<b>75</b>	85 85/800
A4 Avant 2.0 [8ED, B7], [8E5, B6]	09.01-06.08		65/570	<b>65</b>	55 55/480
A4 Avant 2.0 FSI [8E5, B6]	09.01-06.08		65/570	<b>65</b>	55 55/480
A4 Avant 2.0 TDI [8ED, B7]	11.04-06.08		75/680	<b>75</b>	85 85/800
A4 Avant 2.0 TDI [8K5, B8]	04.08→	<b>BAD</b>	75/680	<b>75</b>	85 85/800
A4 Avant 2.0 TDI quattro [8ED, B7]	01.06-06.08		75/680	<b>75</b>	85 85/800
A4 Avant 2.0 TFSI [8ED, B7], [8K5, B8]	11.04→		65/570	<b>65</b>	55 55/480
A4 Avant 2.0 TFSI quattro [8ED, B7]	11.04-06.08		65/570	<b>65</b>	55 55/480
A4 Avant 2.4 [8D5, B5]	08.97-09.01	<b>VAD</b>	65/570	<b>65</b>	55 55/480
A4 Avant 2.4 [8E5, B6]	09.01-12.04		65/570	<b>65</b>	55 55/480
A4 Avant 2.4 quattro [8D5, B5]	08.98-09.01	<b>VAD</b>	65/570	<b>65</b>	55 55/480

BAD Achtung: Batteriewechsel muss mit Diagnosetester am Steuergerät angemeldet werden.  
VAD VW-Bodenleistenadapter erforderlich



Fahrzeugtyp	Baujahr von–bis	Info	Ah/A (EN)	CARTEC	Alternativ	Ah/A (EN)
A4 Avant 2.5 TDI [8D5, B5]	11.97-09.01	<b>VAD</b>	75/680	<b>75</b>	85	85/800
<b>AUDI</b>						
A4 Avant 2.5 TDI [8ED, B7], [8E5, B6]	09.01-05.06		75/680	<b>75</b>	85	85/800
A4 Avant 2.5 TDI quattro [8D5, B5]	11.97-06.00	<b>VAD</b>	75/680	<b>75</b>	85	85/800
A4 Avant 2.5 TDI quattro [8E5, B6]	09.01-12.04		75/680	<b>75</b>	85	85/800
A4 Avant 2.6 [8D5, B5], 2.6 quattro [8D5, B5]	11.94-07.98	<b>VAD</b>	65/570	<b>65</b>	55	55/480
A4 Avant 2.7 TDI [8ED, B7], [8K5, B8]	11.05→		75/680	<b>75</b>	85	85/800
A4 Avant 2.8 [8D5, B5] + quattro	03.96-07.98	<b>VAD</b>	65/570	<b>65</b>	55	55/480
A4 Avant 3.0 [8E5, B6] + quattro	09.01-12.04		95/850	<b>95</b>	85	85/800
A4 Avant 3.0 TDI quattro [8ED, B7]	01.05-06.08		75/680	<b>75</b>	85	85/800
A4 Avant 3.0 TDI quattro [8K5, B8]	04.08→	<b>BAD</b>	75/680	<b>75</b>	85	85/800
A4 Avant 3.2 FSI quattro [8ED, B7]	01.05-06.08		95/850	<b>95</b>	85	85/800
A4 Avant 3.2 FSI quattro [8K5, B8]	04.08→	<b>BAD</b>	75/680	<b>75</b>	85	85/800
A4 Avant Allroad 2.0 TDI [8KH]	09.09→	<b>BAD</b>	95/850	<b>95</b>	85	85/800
A4 Cabriolet 1.8 T [8HE, B7], [8K5, B8], 2.0 TFSI [8HE, B7]	04.02-03.09		65/570	<b>65</b>	55	55/480
A4 Cabriolet 2.0 TDI [8HE, B7]	01.06-03.09		75/680	<b>75</b>	85	85/800
A4 Cabriolet 2.4 [8H7, B6]	04.02-03.09		65/570	<b>65</b>	55	55/480
A4 Cabriolet 2.5 TDI [8H7, B6], 2.7 TDI [8HE, B7]	08.02-03.09		75/680	<b>75</b>	85	85/800
A4 Cabriolet 3.0 [8H7, B6] + quattro	04.02-12.05		95/850	<b>95</b>	85	85/800
A4 Cabriolet 3.0 TDI quattro [8HE, B7]	01.06-03.09		75/680	<b>75</b>	85	85/800
A4 Cabriolet 3.2 FSI [8HE, B7] + quattro	01.06-03.09		95/850	<b>95</b>	85	85/800
A6 1.8 [4A2, C4]	06.94-10.97	<b>VAD</b>	65/570	<b>65</b>	55	55/480
A6 1.8 [4B2, C5]	12.97-04.01	<b>VAD</b>	65/570	<b>65</b>	55	55/480
A6 1.8 T [4B2, C5]	04.97-04.01		75/680	<b>75</b>	85	85/800
A6 1.9 TDI [4B2, C5]	04.97-05.04		75/680	<b>75</b>	85	85/800
A6 2.0 [4A2, C4]	06.94-08.96	<b>VAD</b>	65/570	<b>65</b>	55	55/480
A6 2.0 [4B2, C5]	06.01-05.04	<b>VAD</b>	65/570	<b>65</b>	55	55/480
A6 2.0 TFSI [4F2, C6]	06.05→	<b>BAD, VAD</b>	75/680	<b>75</b>	85	85/800
A6 2.4 [4B2, C5]	04.97-05.04		75/680	<b>75</b>	85	85/800
A6 2.4 quattro [4B2, C5]	06.94-05.04	<b>VAD</b>	75/680	<b>75</b>	85	85/800
A6 2.5 TDI [4A2, C4], [4B2, C5], 2.5 TDI quattro [4B2, C5]	06.94-05.04	<b>VAD</b>	75/680	<b>75</b>	85	85/800
A6 2.6 [4A2, C4] + quattro	06.94-05.04	<b>VAD</b>	75/680	<b>75</b>	85	85/800
A6 2.8 [4A2, C4], [4B2, C5] + quattro	06.94-05.04	<b>VAD</b>	75/680	<b>75</b>	85	85/800
A6 3.0 quattro [4B2, C5]	04.97-05.04		75/680	<b>75</b>	85	85/800
A6 4.2 quattro [4B4, C5]	04.97-05.04		75/680	<b>75</b>	85	85/800
A6 Avant 1.8 [4A5, C4]	10.95-10.97	<b>VAD</b>	65/570	<b>65</b>	55	55/480
A6 Avant 1.8 T [4B5, C5]	02.98-04.01	<b>VAD</b>	75/680	<b>75</b>	85	85/800
A6 Avant 1.9 TDI [4B5, C5]	02.98-01.05	<b>VAD</b>	75/680	<b>75</b>	85	85/800
A6 Avant 2.0 [4A5, C4], [4B5, C5]	06.94-06.96	<b>VAD</b>	65/570	<b>65</b>	55	55/480
A6 Avant 2.0 TFSI [4F5, C6]	06.05→	<b>BAD</b>	75/680	<b>75</b>	85	85/800
A6 Avant 2.4 [4B5, C5]	04.97-01.05		75/680	<b>75</b>	85	85/800
A6 Avant 2.4 quattro [4B5, C5]	11.98-01.05	<b>VAD</b>	75/680	<b>75</b>	85	85/800
A6 Avant 2.5 TDI [4A5, C4]	06.94-10.97	<b>VAD</b>	75/680	<b>75</b>	85	85/800
A6 Avant 2.5 TDI [4B5, C5]	02.98-01.05	<b>VAD</b>	75/680	<b>75</b>	85	85/800
A6 Avant 2.5 TDI quattro [4A5, C4]	07.96-10.97	<b>VAD</b>	75/680	<b>75</b>	85	85/800
A6 Avant 2.5 TDI quattro [4B5, C5]	02.98-04.01	<b>VAD</b>	75/680	<b>75</b>	85	85/800
A6 Avant 2.6 [4A5, C4]	06.94-10.97	<b>VAD</b>	75/680	<b>75</b>	85	85/800
A6 Avant 2.6 quattro [4A5, C4]	06.94-10.97	<b>VAD</b>	75/680	<b>75</b>	85	85/800
A6 Avant 2.7 Biturbo quattro [4B5, C5]	02.99-08.00		75/680	<b>75</b>	85	85/800
A6 Avant 2.8 [4A5, C4]	10.95-10.97	<b>VAD</b>	75/680	<b>75</b>	85	85/800
A6 Avant 2.8 [4B5, C5]	02.98-04.01		75/680	<b>75</b>	85	85/800
A6 Avant 2.8 quattro [4A5, C4]	06.94-10.97	<b>VAD</b>	75/680	<b>75</b>	85	85/800
A6 Avant 2.8 quattro, 3.0, 3.0 quattro [4B5, C5]	02.98-08.05		75/680	<b>75</b>	85	85/800
A6 Avant 4.2 quattro [4B, C5]	02.98-08.05		75/680	<b>75</b>	85	85/800
A6 Avant Allroad 2.5 TDI [4BH, C5]	02.98-08.05		75/680	<b>75</b>	85	85/800

Fahrzeugtyp	Baujahr von–bis	Info	Ah/A (EN)	CARTEC	Ah/A (EN) Alternativ
A6 Avant Allroad 2.7 T [4BH, C5]	02.98-08.05		75/680	75	85/800
A6 Avant Allroad 2.7 TDI, 3.0 TDI, 3.2 FSI [4FH, C6]	05.06-07.10	<b>BAD</b>	95/850	95	85/800
A8 2.8 FSI [4E, D3]	05.06-07.10	<b>BAD</b>	95/850	95	85/800
A8 2.8 quattro [4D2, D2]	03.96-12.98		75/680	75	85/800
A8 3.0 TDI quattro [4E, D3], [4H, D4]	11.03→	<b>BAD</b>	95/850	95	85/800
A8 3.2 FSI [4E, D3] + quattro	11.03→	<b>BAD</b>	95/850	95	85/800
A8 3.3 TDI quattro [4D2, D2]	12.99-08.02		95/850	95	85/800
A8 3.7 [4D2, D2]	07.95-12.98		95/850	95	85/800
A8 3.7 quattro [4D2, D2]	10.95-12.98		95/850	95	85/800
A8 3.7, 4.0 TDI, 4.2 FSI quattro [4E, D3]	11.02-07.10	<b>BAD</b>	95/850	95	85/800
A8 4.2 quattro [4D2, D2]	06.94-09.02		95/850	95	85/800
A8 4.2, 4.2 TDI, 6.0 quattro [4E, D3]	11.02-07.10	<b>BAD</b>	95/850	95	85/800
Cabriolet 1.8, 1.9 TDI, 2.0, 2.3, 2.6, 2.8 [8G7, B4]	06.91-08.00	<b>VAD</b>	75/680	75	85/800
Coupé 2.0, 2.3, 2.6, 2.8, 2.8 quattro [89, B3]	11.88-12.95	<b>VAD</b>	55/480	55	65/570
Q7 3.0 TDI, 3.6 FSI, 4.2 FSI, 4.2 TDI [4LB]	03.06-05.11	<b>BAD</b>	95/850	95	85/800
RS4 Avant 2.7 quattro [8D5, B5]	11.00-09.01		65/570	65	55/480
S3 1.8 quattro [8L1]	08.98-06.03		75/680	75	85/800
S3 2.0 TFSI quattro [8P1]	11.06→		75/680	75	85/800
S4 2.2 quattro [4A2, C4]	07.92-07.94		75/680	75	85/800
S4 2.7 Biturbo quattro [8D2, B5]	10.97-09.01	<b>VAD</b>	75/680	75	85/800
S4 Avant 2.7 Biturbo quattro [8D5, B5]	10.97-09.01	<b>VAD</b>	75/680	75	85/800
S4 Avant 4.2 quattro [8E5, B6]	03.03-12.04		95/850	95	85/800
S4 Cabriolet 4.2 quattro [8HE, B7]	01.06-03.09		95/850	95	85/800
S6 Avant 4.2 quattro [4A5, C4]	09.94-07.97	<b>VAD</b>	95/850	95	85/800
S6 Avant 4.2 quattro [4B, C5]	09.99-01.05		95/850	95	85/800
TT Coupé 1.8 T, 1.8 T quattro, 3.2 quattro [8N3]	07.98-06.06		65/570	65	55/480
TT Roadster 1.8 T [8N9]	07.98-06.06		65/570	65	55/480
V8 3.6 quattro [44, 4C, D11]	10.88-11.93	<b>VAD</b>	95/850	95	85/800
V8 4.2 quattro [44, 4C, D11]	10.91-11.93	<b>VAD</b>	95/850	95	85/800
80 1.6 [89, 8A2, B3]	03.87-12.91	<b>VAD</b>	45/400	45	55/480
80 1.6 TD [89, 8A2, B3]	04.89-12.91	<b>VAD</b>	75/680	75	85/800
80 1.8 [89, 8A2, B3]	10.86-01.90	<b>VAD</b>	45/400	45	55/480
80 1.8 S [89, 8A2, B3]	08.86-12.91	<b>VAD</b>	55/480	55	65/570
80 1.9 TD [8C2, B4]	09.91-05.95	<b>VAD</b>	75/680	75	85/800
80 1.9 TDI [8C2, B4]	09.91-05.95	<b>VAD</b>	75/680	75	85/800
80 2.0, 2.0 E [8C2, B4]	08.90-05.95	<b>VAD</b>	55/480	55	65/570
80 2.0, 2.0 E [89, 8A2, B3]	08.90-05.95	<b>VAD</b>	55/480	55	65/570
80 2.0 quattro [8C2, B4]	09.91-07.95	<b>VAD</b>	55/480	55	65/570
80 2.3, 2.3 quattro [8C2, B4]	09.91-07.95	<b>VAD</b>	55/480	55	65/570
80 2.6 E, 2.8 E, 2.8 quattro [8C2, B4]	09.91-07.95	<b>VAD</b>	55/480	55	65/570
80 Avant 1.6 [8C5, B4]	09.91-07.95	<b>VAD</b>	55/480	55	65/570
80 Avant 1.9 TDI [8C5, B4]	08.92-07.95	<b>VAD</b>	75/680	75	85/800
80 Avant 2.0, 2.0 E, 2.6 quattro [8C5, B4]	08.92-07.95	<b>VAD</b>	55/480	55	65/570
90 2.3 E, 2.3 quattro [89, 8A2, B3]	04.87-12.91	<b>VAD</b>	55/480	55	65/570
100 1.8, 2.0 [44, 44Q, C3]	03.83-07.94	<b>VAD</b>	55/480	55	65/570
100 2.0 [4A2, C4]	03.83-07.94	<b>VAD</b>	55/480	55	65/570
100 2.3 [4A2, C4]	12.90-07.94	<b>VAD</b>	75/680	75	85/800
100 2.3 [44, 44Q, C3]	10.86-07.94	<b>VAD</b>	55/480	55	65/570
100 2.3 quattro [4A2, C4]	10.86-07.94	<b>VAD</b>	55/480	55	65/570
100 2.6 [4A2, C4]	04.92-07.94		75/680	75	85/800
100 2.8, 2.8 quattro [4A2, C4]	12.90-07.94		75/680	75	85/800
100 Avant 2.3 [4A5, C4]	12.90-07.94	<b>VAD</b>	75/680	75	85/800

**BAD** Achtung: Batteriewechsel muss mit Diagnosetester am Steuergerät angemeldet werden.

**VAD** VW-Bodenleistenadapter erforderlich



Fahrzeugtyp	Baujahr von–bis	Info	Ah/A (EN)	CARTEC	Alternativ	Ah/A (EN)
100 Avant 2.5 TDI, 2.6, 2.8, 2.8 quattro [4A5, C4]	12.90-07.94	<b>VAD</b>	75/680	<b>75</b>	85	85/800
200 2.2 Turbo quattro [44, C3]	03.89-12.90	<b>VAD</b>	55/480	<b>55</b>	65	65/570

## BMW

Serie X X 1 23 d xDrive, 28i xDrive [E 84]	10.09→	<b>BAD</b>	75/680	<b>75</b>	65	65/570
Serie X X 3 2.0 d [E 83]	10.04-08.08		95/850	<b>95</b>	85	85/800
Serie X X 3 2.0i [E 83]	09.05-08.08		65/570	<b>65</b>	55	55/480
Serie X X 3 3.0 d, 3.0 sd [E 83]	01.04-08.08		95/850	<b>95</b>	85	85/800
Serie X X 3 20i xDrive [E 83]	09.08-08.10	<b>BAD</b>	65/570	<b>65</b>	55	55/480
Serie X X 3 30 d xDrive, 35 d xDrive [E 83]	09.08-08.10	<b>BAD</b>	95/850	<b>95</b>	85	85/800
Serie X X 5 3.0 d [E 53]	03.01-10.06		95/850	<b>95</b>	85	85/800
Serie X X 5 3.0 d, 3.0 sd [E 70]	03.07-09.08		95/850	<b>95</b>	85	85/800
Serie X X 5 3.0i, 4.4i [E 53]	03.99-10.06		95/850	<b>95</b>	85	85/800
Serie X X 5 4.8i [E 70]	11.06-09.08	<b>JEA</b>	95/850	<b>95</b>	85	85/800
Serie X X 5 30 d xDrive, 30i xDrive, 48i xDrive [E 70]	10.08-03.10		95/850	<b>95</b>	85	85/800
Serie Z Z 1 [E 30]	07.88-06.91		55/480	<b>55</b>	65	65/570
Serie Z Z 3 M 3.2, 1.8, 1.9, 2.0, 2.2i, 2.8, 3.0i [E 36/7]	03.95-03.09		65/570	<b>65</b>	55	55/480
Serie Z Z 4 2.0i, 2.2i, 2.5 si, 2.5i, 3.0 si, 3.0 i [E 85]	03.95-03.09		65/570	<b>65</b>	55	55/480
Serie Z Z 8 [E 52]	03.00-07.03		95/850	<b>95</b>	85	85/800
Serie Z Coupé Z 3 2.8, 3.0i [E 36/8]	09.97-06.02		65/570	<b>65</b>	55	55/480
Serie Z Coupé Z 4 3.0 si [E 86]	03.06-08.08		65/570	<b>65</b>	55	55/480
Serie 1 116 i, 130i [E 81]	09.04→		45/400	<b>45</b>	55	55/480
Serie 1 116 i, 118i, 120i, 130i [E 87]	09.04→		45/400	<b>45</b>	55	55/480
Serie 1 Cabrio 118 i, 120i, 125i [E 88]	03.08→		65/570	<b>65</b>	55	55/480
Serie 1 Coupé 120 i [E 82]	09.09→	<b>BAD</b>	75/680	<b>75</b>	65	65/570
Serie 1 Coupé 125 i [E 82]	03.08→		65/570	<b>65</b>	55	55/480
Serie 3 M 3 [E 30]	07.86-12.90		95/850	<b>95</b>	85	85/800
Serie 3 M 3 [E 90]	11.07→	<b>BAD</b>	75/680	<b>75</b>	65	65/570
Serie 3 316 d [E 90]	11.07→	<b>BAD</b>	75/680	<b>75</b>	65	65/570
Serie 3 316 i [E 30]	09.88-12.91		45/400	<b>45</b>	55	55/480
Serie 3 316 i [E 36]	09.90-03.05		65/570	<b>65</b>	55	55/480
Serie 3 316 i [E 46]	09.90-03.05		65/570	<b>65</b>	55	55/480
Serie 3 316 i [E 90]	09.05→		45/400	<b>45</b>	55	55/480
Serie 3 318 i [E 30]	09.87-12.91		45/400	<b>45</b>	55	55/480
Serie 3 318 i [E 36]	12.90-12.98		55/480	<b>55</b>	65	65/570
Serie 3 318 i [E 46]	04.98-03.05		65/570	<b>65</b>	55	55/480
Serie 3 318 i [E 90]	09.05→		45/400	<b>45</b>	55	55/480
Serie 3 318 is [E 30]	09.89-12.91		45/400	<b>45</b>	55	55/480
Serie 3 318 is [E 36]	03.93-12.96		55/480	<b>55</b>	65	65/570
Serie 3 320 i [E 30]	12.85-12.91		45/400	<b>45</b>	55	55/480
Serie 3 320 i [E 36]	09.90-12.98		75/680	<b>75</b>	65	65/570
Serie 3 320 i [E 46]	04.98-03.05		75/680	<b>75</b>	65	65/570
Serie 3 320 i [E 90]	03.05→		45/400	<b>45</b>	55	55/480
Serie 3 320 si [E 90]	03.05→		45/400	<b>45</b>	55	55/480
Serie 3 323 i [E 36]	10.94-12.98		75/680	<b>75</b>	65	65/570
Serie 3 323 i [E 46]	04.98-09.00		75/680	<b>75</b>	65	65/570
Serie 3 323 i [E 90]	09.05→		75/680	<b>75</b>	65	65/570
Serie 3 325 i [E 30]	12.86-12.91		65/570	<b>65</b>	55	55/480
Serie 3 325 i [E 36]	09.90-12.95		75/680	<b>75</b>	65	65/570
Serie 3 325 i [E 46]	09.00→		75/680	<b>75</b>	65	65/570
Serie 3 325 i [E 90]	09.00→		75/680	<b>75</b>	65	65/570
Serie 3 325 i xDrive [E 90]	09.00→		75/680	<b>75</b>	65	65/570
Serie 3 325 iX [E 30]	12.86-02.91		65/570	<b>65</b>	55	55/480
Serie 3 325 xi [E 46]	09.00-03.05		75/680	<b>75</b>	65	65/570
Serie 3 325 xi [E 90]	09.05-08.08		75/680	<b>75</b>	65	65/570
Serie 3 328 i [E 36]	10.94-12.98		75/680	<b>75</b>	65	65/570
Serie 3 328 i, 330i, 330 xi [E 46]	04.98→		75/680	<b>75</b>	65	65/570
Serie 3 328 i, 330i, 335i [E 90]	04.98→		75/680	<b>75</b>	65	65/570

Fahrzeugtyp	Baujahr von–bis	Info	Ah/A (EN)	CARTEC	Ah/A (EN)
				Alternativ	
Serie 3 Cabrio M 3 [E 93]	03.08→	<b>BAD</b>	75/680	<b>75</b>	65 65/570
Serie 3 Cabrio 318 i [E 30]	09.90-12.93		45/400	<b>45</b>	55 55/480
Serie 3 Cabrio 318 i [E 36]	01.94-12.99		55/480	<b>55</b>	65 65/570
Serie 3 Cabrio 320 i [E 30]	04.86-12.93		45/400	<b>45</b>	55 55/480
Serie 3 Cabrio 320 i [E 36]	03.93-12.99		75/680	<b>75</b>	65 65/570
Serie 3 Cabrio 320 i [E 93]	03.07→		45/400	<b>45</b>	55 55/480
Serie 3 Cabrio 325 i [E 30]	09.85-01.93		65/570	<b>65</b>	55 55/480
Serie 3 Cabrio 325 i [E 36]	03.93-12.95		75/680	<b>75</b>	65 65/570
Serie 3 Cabrio 325 i [E 93]	03.07→		75/680	<b>75</b>	65 65/570
Serie 3 Cabrio 328 i [E 36]	03.95-09.99		75/680	<b>75</b>	65 65/570
Serie 3 Cabrio 330 i [E 93]	03.07→		75/680	<b>75</b>	65 65/570
Serie 3 Cabrio 335 i [E 93]	03.07→		75/680	<b>75</b>	65 65/570
Serie 3 Compact 316 g [E 36]	11.95-09.00		65/570	<b>65</b>	55 55/480
Serie 3 Compact 316 i [E 36]	03.94-09.00		55/480	<b>55</b>	65 65/570
Serie 3 Compact 316 i [E 36]	12.98-09.00		65/570	<b>65</b>	55 55/480
Serie 3 Compact 316 ti [E 46]	06.01-12.04		65/570	<b>65</b>	55 55/480
Serie 3 Compact 318 td [E 46]	03.03-12.04		75/680	<b>75</b>	65 65/570
Serie 3 Compact 318 ti [E 36]	09.94-09.00		55/480	<b>55</b>	65 65/570
Serie 3 Compact 318 ti [E 46]	09.01-03.04		65/570	<b>65</b>	55 55/480
Serie 3 Compact 318 ti, 320 td [E 46]	09.01-12.04		75/680	<b>75</b>	65 65/570
Serie 3 Compact 323 ti [E 36]	06.97-09.00		75/680	<b>75</b>	65 65/570
Serie 3 Compact 325 ti [E 46]	06.01-12.04		75/680	<b>75</b>	65 65/570
Serie 3 Coupé M 3 [E 36]	09.92-09.95		75/680	<b>75</b>	65 65/570
Serie 3 Coupé M 3 [E 46]	09.00-05.06		75/680	<b>75</b>	65 65/570
Serie 3 Coupé M 3 [E 92]	05.07→	<b>BAD</b>	75/680	<b>75</b>	65 65/570
Serie 3 Coupé 316 i [E 36]	09.93-12.99		65/570	<b>65</b>	55 55/480
Serie 3 Coupé 316 i [E 92]	09.07→	<b>BAD</b>	75/680	<b>75</b>	65 65/570
Serie 3 Coupé 318 i [E 46]	03.92-03.04		65/570	<b>65</b>	55 55/480
Serie 3 Coupé 318 is [E 36]	03.92-03.04		65/570	<b>65</b>	55 55/480
Serie 3 Coupé 320 d [E 46]	09.03-05.06		75/680	<b>75</b>	65 65/570
Serie 3 Coupé 320 d [E 92]	03.07-02.10	<b>BAD</b>	95/850	<b>95</b>	85 85/800
Serie 3 Coupé 320 i [E 36], [E 46]	03.92-05.06		75/680	<b>75</b>	65 65/570
Serie 3 Coupé 320 i [E 92]	03.07→		75/680	<b>75</b>	65 65/570
Serie 3 Coupé 323 i [E 36], [E 46]	03.95-09.00		75/680	<b>75</b>	65 65/570
Serie 3 Coupé 323 i [E 92]	09.06→		75/680	<b>75</b>	65 65/570
Serie 3 Coupé 325 d [E 92]	03.07-02.10		95/850	<b>95</b>	85 85/800
Serie 3 Coupé 325 i [E 36]	03.92-12.95		75/680	<b>75</b>	65 65/570
Serie 3 Coupé 325 i [E 46]	09.00-05.06		75/680	<b>75</b>	65 65/570
Serie 3 Coupé 325 i [E 92]	09.06→		75/680	<b>75</b>	65 65/570
Serie 3 Coupé 325 i xDrive [E 92]	09.06→		75/680	<b>75</b>	65 65/570
Serie 3 Coupé 328 i [E 36], [E 46]	03.95-09.00		75/680	<b>75</b>	65 65/570
Serie 3 Coupé 330 d [E 46], [E 92]	03.03-08-08		95/850	<b>95</b>	85 85/800
Serie 3 Coupé 330 i [E 46]	05.00-05.06		75/680	<b>75</b>	65 65/570
Serie 3 Coupé 330 i [E 92]	09.06→		75/680	<b>75</b>	65 65/570
Serie 3 Coupé 335 d [E 92]	09.06→		95/850	<b>95</b>	85 85/800
Serie 3 Coupé 335 i [E 92]	09.06-02.10		75/680	<b>75</b>	65 65/570
Serie 3 Coupé 335 i xDrive [E 92]	09.06-02.10		75/680	<b>75</b>	65 65/570
Serie 3 Touring 316 d [E 91]	03.10→	<b>BAD</b>	75/680	<b>75</b>	65 65/570
Serie 3 Touring 316 i [E 30]	09.91-06.94		45/400	<b>45</b>	55 55/480
Serie 3 Touring 316 i [E 36], [E 46]	01.96-09.05		65/570	<b>65</b>	55 55/480
Serie 3 Touring 318 i [E 30]	04.89-06.94		45/400	<b>45</b>	55 55/480
Serie 3 Touring 318 i [E 36]	07.95-12.99		55/480	<b>55</b>	65 65/570
Serie 3 Touring 318 i [E 46]	10.99-09.01		65/570	<b>65</b>	55 55/480
Serie 3 Touring 318 i [E 46]	09.01-03.05		75/680	<b>75</b>	65 65/570
Serie 3 Touring 318 i [E 91]	03.06-03.10		45/400	<b>45</b>	55 55/480
Serie 3 Touring 320 i [E 30]	01.88-12.91		45/400	<b>45</b>	55 55/480

BAD Achtung: Batteriewechsel muss mit Diagnosetester am Steuergerät angemeldet werden.  
JEA Je nach Erstausrüstung-Bestückung



Fahrzeugtyp	Baujahr von–bis	Info	Ah/A (EN)	CARTEC	Alternativ	Ah/A (EN)
Serie 3 Touring 320 i [E 36]	03.95-12.99		75/680	75	65	65/570
Serie 3 Touring 320 i [E 46]	10.99-09.05		75/680	75	65	65/570
Serie 3 Touring 320 i [E 91]	09.05→		45/400	45	55	55/480
Serie 3 Touring 323 i [E 36]	10.95-06.99		75/680	75	65	65/570

## BMW

Serie 3 Touring 323 i [E 91]	09.05→		75/680	75	65	65/570
Serie 3 Touring 325 i [E 30]	07.87-12.93		65/570	65	55	55/480
Serie 3 Touring 325 i [E 46]	09.00→		75/680	75	65	65/570
Serie 3 Touring 325 i [E 91]	09.00→		75/680	75	65	65/570
Serie 3 Touring 325 i xDrive [E 91]	09.00→		75/680	75	65	65/570
Serie 3 Touring 325 xi [E 46]	09.00→		75/680	75	65	65/570
Serie 3 Touring 325 xi [E 91]	09.00→		75/680	75	65	65/570
Serie 3 Touring 328 i [E 36]	03.95-12.99		75/680	75	65	65/570
Serie 3 Touring 328 i [E 46]	10.99-09.00		75/680	75	65	65/570
Serie 3 Touring 330 d [E 46], [E 91]	10.99-08.08		95/850	95	85	85/800
Serie 3 Touring 330 i [E 46]	05.00→		75/680	75	65	65/570
Serie 3 Touring 330 i [E 91]	05.00→		75/680	75	65	65/570
Serie 3 Touring 330 xd [E 46], [E 91]	07.00-08.08		95/850	95	85	85/800
Serie 3 Touring 330 xi [E 46]	07.00-09.05		75/680	75	65	65/570
Serie 3 Touring 335 d [E 91]	09.06→		95/850	95	85	85/800
Serie 3 Touring 335 i [E 91]	09.06-02.10		75/680	75	65	65/570
Serie 5 M 5 [E 39]	10.98-07.03		95/850	95	85	85/800
Serie 5 M 5 [E 60]	11.04-02.10	<b>BAD</b>	95/850	95	85	85/800
Serie 5 518 i [E 34]	09.89-12.95		45/400	45	55	55/480
Serie 5 520 d [E 39]	04.00-07.03		95/850	95	85	85/800
Serie 5 520 d [E 60]	09.05-02.08	<b>BAD</b>	95/850	95	85	85/800
Serie 5 520 i [E 34]	01.88-12.95		45/400	45	55	55/480
Serie 5 520 i [E 39]	09.95-07.03		95/850	95	85	85/800
Serie 5 523 i [E 39]	09.95-09.00		75/680	75	65	65/570
Serie 5 523 i [E 39]	09.95-07.03		95/850	95	85	85/800
Serie 5 525 d [E 39]	09.95-07.03		95/850	95	85	85/800
Serie 5 525 d [E 60]	05.04-02.10	<b>BAD</b>	95/850	95	85	85/800
Serie 5 525 i [E 34]	01.88-12.95		65/570	65	55	55/480
Serie 5 525 i [E 39]	09.00-07.03		95/850	95	85	85/800
Serie 5 525 td [E 34]	03.93-12.95		95/850	95	85	85/800
Serie 5 525 tds [E 34]	09.91-12.95		95/850	95	85	85/800
Serie 5 525 tds [E 39]	01.96-09.00		95/850	95	85	85/800
Serie 5 528 i [E 39]	09.95-09.00		75/680	75	65	65/570
Serie 5 530 d [E 39]	08.98-07.03		95/850	95	85	85/800
Serie 5 530 d [E 60]	07.03-02.10	<b>BAD</b>	95/850	95	85	85/800
Serie 5 530 d xDrive [E 60]	09.08-02.10		95/850	95	85	85/800
Serie 5 530 i [E 34]	01.88-12.90		65/570	65	55	55/480
Serie 5 530 i [E 34]	09.92-12.95		75/680	75	65	65/570
Serie 5 530 i [E 39]	09.00-07.03		95/850	95	85	85/800
Serie 5 530 xd [E 60]	09.04-02.10	<b>BAD</b>	95/850	95	85	85/800
Serie 5 535 d [E 60]	09.04-02.10	<b>BAD</b>	95/850	95	85	85/800
Serie 5 535 i [E 34]	01.88-04.93		75/680	75	65	65/570
Serie 5 535 i [E 39]	01.96-07.03		75/680	75	65	65/570
Serie 5 540 i [E 34]	09.92-09.95		75/680	75	65	65/570
Serie 5 540 i [E 39]	01.96-07.03		95/850	95	85	85/800
Serie 5 545 i [E 60]	09.03-09.05	<b>BAD</b>	95/850	95	85	85/800
Serie 5 Touring 518 i [E 34]	03.93-12.96		45/400	45	55	55/480
Serie 5 Touring 520 d [E 39]	04.00-07.03		95/850	95	85	85/800
Serie 5 Touring 520 d [E 61]	09.05-02.08	<b>BAD</b>	95/850	95	85	85/800
Serie 5 Touring 520 i [E 34]	11.91-12.96		45/400	45	55	55/480
Serie 5 Touring 520 i [E 39]	12.96-05.04		95/850	95	85	85/800
Serie 5 Touring 523 i [E 39]	12.96-05.04		95/850	95	85	85/800
Serie 5 Touring 523 i [E 61]	03.05-08.10	<b>BAD</b>	95/850	95	85	85/800
Serie 5 Touring 525 d [E 39]	04.00-05.04		95/850	95	85	85/800
Serie 5 Touring 525 d [E 61]	05.04-08.10	<b>BAD</b>	95/850	95	85	85/800
Serie 5 Touring 525 i [E 34]	11.91-12.96		65/570	65	55	55/480
Serie 5 Touring 525 i [E 39]	09.00-05.04		95/850	95	85	85/800

Fahrzeugtyp	Baujahr von-bis	Info	Ah/A (EN)	CARTEC	Ah/A (EN) Alternativ
Serie 5 Touring 525 i [E 61]	05.04-08.10	<b>BAD</b>	95/850	<b>95</b>	85 85/800
Serie 5 Touring 525 i xDrive [E 61]	09.08-08.10		95/850	<b>95</b>	85 85/800
Serie 5 Touring 525 ix [E 34]	02.92-12.96		65/570	<b>65</b>	55 55/480
Serie 5 Touring 525 td [E 34]	03.93-12.96		95/850	<b>95</b>	85 85/800
Serie 5 Touring 525 tds [E 34]	12.91-12.96		95/850	<b>95</b>	85 85/800
Serie 5 Touring 525 tds [E 39]	01.97-05.04		95/850	<b>95</b>	85 85/800
Serie 5 Touring 525 tds [E 39]	03.97-09.00		95/850	<b>95</b>	85 85/800
Serie 5 Touring 528 i [E 39]	01.97-05.04		95/850	<b>95</b>	85 85/800
Serie 5 Touring 530 d [E 39]	01.97-05.04		95/850	<b>95</b>	85 85/800
Serie 5 Touring 530 d [E 61]	05.04-08.10	<b>BAD</b>	95/850	<b>95</b>	85 85/800
Serie 5 Touring 530 d xDrive [E 61]	09.08-08.10		95/850	<b>95</b>	85 85/800
Serie 5 Touring 530 i [E 34]	09.92-12.96		75/680	<b>75</b>	65 65/570
Serie 5 Touring 530 i [E 39]	09.00-05.04		95/850	<b>95</b>	85 85/800
Serie 5 Touring 530 i [E 61]	03.05-08.10	<b>BAD</b>	95/850	<b>95</b>	85 85/800
Serie 5 Touring 530 i xDrive [E 61]	09.08-08.10		95/850	<b>95</b>	85 85/800
Serie 5 Touring 530 xd [E 61]	09.04-08.10	<b>BAD</b>	95/850	<b>95</b>	85 85/800
Serie 5 Touring 535 d [E 61]	09.04-08.10	<b>BAD</b>	95/850	<b>95</b>	85 85/800
Serie 5 Touring 540 i [E 34]	10.93-12.96		75/680	<b>75</b>	65 65/570
Serie 5 Touring 540 i [E 39]	03.97-05.04		95/850	<b>95</b>	85 85/800
Serie 5 Touring 550 i [E 61]	01.04-08.10	<b>BAD</b>	95/850	<b>95</b>	85 85/800
Serie 6 630 i, 645 i, 650 i [E 63]	01.04-08.10	<b>BAD</b>	95/850	<b>95</b>	85 85/800
Serie 6 Cabrio 630 i, 645 i, 650 i [E 64]	01.04-08.10	<b>BAD</b>	95/850	<b>95</b>	85 85/800
Serie 7 725 tds [E 38]	01.96-12.00		95/850	<b>95</b>	85 85/800
Serie 7 728 i, iL [E 38]	09.95-10.01		95/850	<b>95</b>	85 85/800
Serie 7 730 d [E 38]	09.95-12.01		95/850	<b>95</b>	85 85/800
Serie 7 730 i, iL [E 32]	09.86-06.94		75/680	<b>75</b>	65 65/570
Serie 7 730 i, iL [E 38]	06.94-12.96		95/850	<b>95</b>	85 85/800
Serie 7 735 i [E 65]	11.01-03.05		95/850	<b>95</b>	85 85/800
Serie 7 735 i, iL [E 32]	09.86-12.92		75/680	<b>75</b>	65 65/570
Serie 7 735 i, iL [E 38]	09.94-10.01		95/850	<b>95</b>	85 85/800
Serie 7 735 Li [E 66]	03.02-03.05		95/850	<b>95</b>	85 85/800
Serie 7 740 d [E 38]	10.98-12.01		95/850	<b>95</b>	85 85/800
Serie 7 740 d [E 65]	10.02-03.05		95/850	<b>95</b>	85 85/800
Serie 7 740 i, iL [E 32]	09.91-10.94		75/680	<b>75</b>	65 65/570
Serie 7 740 i, iL [E 38]	06.94-08.01		95/850	<b>95</b>	85 85/800
Serie 7 750 i, iL [E 32]	09.87-10.94		75/680	<b>75</b>	65 65/570
Serie 7 750 i, iL [E 38]	06.94-06.01		95/850	<b>95</b>	85 85/800
Serie 8 840 i, 850 i [E 31]	07.89-03.96	<b>ZE</b>	75/680	<b>75</b>	65 65/570

#### CHEVROLET

Cruze 1.6 [KL1J, J300]	09.05→		55/480	<b>55</b>	65 65/570
Cruze 1.8 [KL1J, J300]	09.05→		55/480	<b>55</b>	65 65/570
HHR 2.4	09.05→		55/480	<b>55</b>	65 65/570

#### CHRYSLER

Crossfire Coupé 3.2 [ZH]	09.03-08.08		75/680	<b>75</b>	
Crossfire Roadster 3.2 [ZH]	09.03-08.08		75/680	<b>75</b>	
PT Cruiser 1.6 [PT]	06.00-12.07		55/480	<b>55</b>	65 65/570
PT Cruiser 2.0 [PT]	06.00-12.07		55/480	<b>55</b>	65 65/570
PT Cruiser 2.2 CRD [PT]	09.02-12.09		75/680	<b>75</b>	
PT Cruiser 2.4 [PT]	06.00-12.10		55/480	<b>55</b>	65 65/570
PT Cruiser 2.4 Turbo [PT]	06.00-12.10		55/480	<b>55</b>	65 65/570
PT Cruiser Cabrio 2.0 [PT]	06.00-12.10		55/480	<b>55</b>	65 65/570
PT Cruiser Cabrio 2.4 [PT]	06.00-12.10		55/480	<b>55</b>	65 65/570
PT Cruiser Cabrio 2.4 Turbo [PT]	06.00-12.10		55/480	<b>55</b>	65 65/570
300C 6.1 SRT-8 [LX]	09.04→		95/850	<b>95</b>	85 85/800
300C 2.7 [LE]	10.04→		95/850	<b>95</b>	85 85/800
300C 3.0 CRD [LE]	10.05→		95/850	<b>95</b>	85 85/800
300C Touring 3.0 CRD [LE]	10.05→		95/850	<b>95</b>	85 85/800

**BAD** Achtung: Batteriewechsel muss mit Diagnosetester am Steuergerät angemeldet werden.  
**ZE** Zwei Batterien erforderlich



Fahrzeugtyp	Baujahr von–bis	Info	Ah/A (EN)	CARTEC	Alternativ	Ah/A (EN)
-------------	--------------------	------	-----------	--------	------------	-----------

## CITROËN

AX 1.0 i, 1.1 i	10.89-12.98		45/400	45	55	55/480
Berlingo 1.1 i, 1.4 i [M49]	07.96-03.10		65/570	65	55	55/480
Berlingo 1.4 i [M59]	07.96-03.10		65/570	65	55	55/480

## CITROËN

Berlingo 1.6 HDi [B9]	09.05→		75/680	75		
Berlingo 1.6 HDi [M59]	09.05→		75/680	75		
Berlingo 1.6 i 16V [B9]	03.97→		65/570	65	55	55/480
Berlingo 1.6 i 16V [B9]	05.08→		45/400	45	55	55/480
Berlingo 1.6 i 16V [M49], [M59]	03.97→		65/570	65	55	55/480
Berlingo 1.8 i [M49]	03.97→		65/570	65	55	55/480
Berlingo 1.9 D, 2.0 HDi [M49], [M59]	07.96-04.08		75/680	75		
BX 14 i, 16 i [X56]	06.90-12.94		45/400	45	55	55/480
C 25 2.5 D	07.81-03.94		95/850	95	85	85/800
C 25 2.5 D Turbo	08.87-03.94		95/850	95	85	85/800
C-Crosser 2.4 i 4x4 [I4]	11.07→		75/680	75		
C1 1.4 HDi [B0]	06.05→		45/400	45	55	55/480
C2 1.4 16V [JM_]	06.06→	<b>A</b>	65/570	65		
C2 1.4 HDi [A6], [A8]	01.02-12.09		65/570	65	55	55/480
C3 1.4 16V [FC_]	12.03→	<b>A</b>	65/570	65		
C3 1.4 HDi [A31]	01.02-12.09		65/570	65	55	55/480
C3 1.4 HDi 16V [A8]	01.02-12.09		65/570	65	55	55/480
C3 1.4 VTi [A51]	09.09→		45/400	45	55	55/480
C3 1.6 HDi [A31]	09.05-12.09		65/570	65	55	55/480
C3 1.6 i [A8]	01.02-05.09		45/400	45	55	55/480
C3 1.6 i [A31]	01.02-05.09		45/400	45	55	55/480
C3 Picasso 1.4 i, 1.6 HDi [A58]	02.09→		55/480	55	65	65/570
C3-Pluriel 1.4 HDi [A42]	10.03-01.10		65/570	65	55	55/480
C3-Pluriel 1.6 i 16V [A42]	05.03→		45/400	45	55	55/480
C4 1.6 Hdi, 1.6 i, 2.0 Hdi, 2.0 i [B5]	11.04→		65/570	65	55	55/480
C4 Coupé 1.6 Hdi, 1.6 i, 2.0 HDi [B5]	11.04→		65/570	65	55	55/480
C4 Grand Picasso 1.6 e-HDi 110 [UA_]	09.10→	<b>A</b>	75/680	75		
C4 Grand Picasso 1.6 HDi [B58]	10.06→	<b>BAD</b>	75/680	75		
C4 Grand Picasso 1.6 i [B58]	07.08→	<b>BAD</b>	65/570	65	55	55/480
C4 Grand Picasso 1.8 i [B58]	10.06-07.08	<b>BAD</b>	75/680	75		
C4 Grand Picasso 2.0 Hdi, 2.0 i [B58]	10.06→		75/680	75		
C4 Picasso 1.6 e-HDi 110 [UD_]	09.10→	<b>A</b>	75/680	75		
C4 Picasso 1.6 HDi [B58]	10.06→	<b>BAD</b>	75/680	75		
C4 Picasso 1.6 i [B58]	07.08→	<b>BAD</b>	65/570	65	55	55/480
C4 Picasso 1.8 i [B58]	02.07-07.08	<b>BAD</b>	75/680	75		
C4 Picasso 2.0 HDi [B58]	02.07→		75/680	75		
C4 Picasso 2.0 i [B58]	02.07→	<b>BAD</b>	75/680	75		
C5 1.6 HDi [X3]	10.04-03.08		75/680	75		
C5 1.6 HDi [X7]	04.08-07.10	<b>BAD</b>	55/480	55	65	65/570
C5 1.6 HDi 110 [RD_]	07.10→	<b>A</b>	75/680	75		
C5 1.6 i THP [X7]	09.09→		65/570	65	55	55/480
C5 1.8 i [X3]	09.05-03.08		65/570	65	55	55/480
C5 1.8 i [X7]	04.08→	<b>BAD</b>	55/480	55	65	65/570
C5 1.8 i 16V [X4]	03.01-09.04		65/570	65	55	55/480
C5 2.0 HDi [X3], [X4]	03.01-03.08		75/680	75		
C5 2.0 HDi [X7]	04.08→	<b>BAD</b>	75/680	75		
C5 2.0 HPI [X4]	03.01-09.04		75/680	75		
C5 2.0 i [X3]	10.04-03.08		65/570	65	55	55/480
C5 2.0 i [X7]	04.08-01.10	<b>BAD</b>	65/570	65	55	55/480
C5 2.0 i 16V [X4]	03.01-09.04		65/570	65	55	55/480
C5 2.2 HDi [X4]	03.01-09.04		75/680	75		
C5 2.2 HDi [X7]	04.08-09.09	<b>BAD</b>	75/680	75		
C5 2.7 HDi [X7]	04.08-09.09	<b>BAD</b>	75/680	75		
C5 3.0 HDi 24V [X7]	07.09→		75/680	75		
C5 3.0 i [X4]	03.01-09.04		75/680	75		
C5 3.0 i [X7]	04.08-04.09	<b>BAD</b>	75/680	75		
C5 Break 1.6 HDi [X3]	10.04-03.08		75/680	75		
C5 Break 1.6 HDi 110 [TD_]	07.10→	<b>A</b>	75/680	75		



Fahrzeugtyp	Baujahr von–bis	Info	Ah/A (EN)	CARTEC	Ah/A (EN) Alternativ
C5 Break 1.8 i 16V [X4]	06.01-09.04		65/570	65	55 55/480
C5 Break 2.0 HDi [X3]	06.01-03.08		75/680	75	
C5 Break 2.0 HDi [X4]	06.01-03.08		75/680	75	
C5 Break 2.0 i [X3]	06.01-09.07		65/570	65	55 55/480
C5 Break 2.0 i 16V [X4]	06.01-09.07		65/570	65	55 55/480
C5 Break 2.2 HDi [X3]	10.04-03.08		75/680	75	
C5 Break 2.2 HDi [X4]	06.01-09.04		75/680	75	
C5 Break 3.0 i [X4]	06.01-09.04		75/680	75	
C5 Tourer 1.6 HDi [X7]	04.08-07.10	<b>BAD</b>	75/680	75	
C5 Tourer 1.6 i THP [X7]	09.09→		65/570	65	55 55/480
C5 Tourer 1.8 i [X7]	04.08→	<b>BAD</b>	65/570	65	55 55/480
C5 Tourer 2.0 HDi [X7]	04.08→	<b>BAD</b>	75/680	75	
C5 Tourer 2.0 i [X7]	04.08-01.10	<b>BAD</b>	65/570	65	55 55/480
C5 Tourer 2.2 HDi [X7]	04.08-09.09	<b>BAD</b>	75/680	75	
C5 Tourer 2.7 HDi [X7]	04.08-09.09	<b>BAD</b>	75/680	75	
C5 Tourer 3.0 HDi 24V [X7]	07.09→		75/680	75	
C5 Tourer 3.0 i [X7]	04.08-04.09	<b>BAD</b>	75/680	75	
C6 2.2 Hdi, 2.7 Hdi [X6]	11.05-07.10		75/680	75	65 65/570
C6 3.0 HDi 24V [X6]	07.09→	<b>BAD</b>	75/680	75	
C6 3.0 i [X6]	11.05-02.09		75/680	75	65 65/570
C8 2.0 Hdi, 2.0 i 16V, 2.2 Hdi, 2.2 i 16V [V3]	06.02-05.10		75/680	75	
DS3 1.6 HDi 90	11.09→	<b>A</b>	75/680	75	
DS3 1.6 Hdi, 1.6 i 16V VTi [A55]	11.09→		55/480	55	65 65/570
DS4 1.6 e-HDi 110	04.11→	<b>A</b>	75/680	75	
Evasion 2.0 Hdi, 2.0 i, 2.0 i 16V, 2.1 D Turbo [U60]	06.94-07.02		65/570	65	55 55/480
Jumper 1.9 D Turbo, 2.5 D [23]	02.94-02.02		95/850	95	85 85/800
Jumper 2.0 Hdi, 2.2 Hdi [U5]	02.94-05.06		95/850	95	85 85/800
Jumper 2.5 TDi [23]	10.96-02.02		95/850	95	85 85/800
Jumper 2.5 TDi [23]	10.96-05.06		95/850	95	85 85/800
Jumper 2.8 HDi [U5]	10.96-05.06		95/850	95	85 85/800
Jumper 2.8 HDi [23]	09.00-02.02		95/850	95	85 85/800
Jumpy 1.6 HDi [G9]	02.07→		75/680	75	
Jumpy 1.9 D, -Turbo [U64]	10.95-01.07		65/570	65	55 55/480
Jumpy 2.0 HDi [G9]	02.07→		75/680	75	
Jumpy 2.0 HDi [U64]	10.99→		65/570	65	55 55/480
Jumpy 2.0 i 16V [G9]	10.99→		65/570	65	55 55/480
Nemo Kasten 1.3 HDi 75 [AA_]	10.10→	<b>A</b>	65/570	65	
Nemo Kombi 1.3 HDi 75	10.10→	<b>A</b>	65/570	65	
Saxo 1.4 i [S8]	02.96-09.03		45/400	45	55 55/480
Saxo 1.5 D [S8]	07.96-09.03		65/570	65	55 55/480
Xantia 1.6 i, 1.8 i [X1]	03.93-12.01		45/400	45	55 55/480
Xantia 1.8 i [X2]	03.93-12.01		45/400	45	55 55/480
Xantia 1.8 i 16V [X1]	05.95-01.98		65/570	65	55 55/480
Xantia 1.8 i 16V [X2]	12.97-12.01		45/400	45	55 55/480
Xantia 2.0 HDi [X2]	10.98-12.01		75/680	75	
Xantia 2.0 i [X1]	03.93-12.01		65/570	65	55 55/480
Xantia 2.0 i 16V [X2]	03.93-12.01		65/570	65	55 55/480
Xantia Break 1.8 i [X1]	09.95-12.01		45/400	45	55 55/480
Xantia Break 1.8 i 16V [X2]	09.95-12.01		45/400	45	55 55/480
Xantia Break 2.0 HDi [X2]	10.98-12.01		75/680	75	
Xantia Break 2.0 i 16V [X2]	12.97-12.01		65/570	65	55 55/480
XM 2.0 i [Y3]	05.89-06.94		65/570	65	55 55/480
XM 2.0 i Turbo [Y4]	07.94-09.95		75/680	75	
XM 2.0 i 16V [Y4]	07.94-10.00		65/570	65	55 55/480
XM 2.5 D Turbo, 3.0 i [Y4]	07.94-10.00		75/680	75	
Xsara 1.4 i, 1.6 i 16V [N7]	07.97-12.05		45/400	45	55 55/480
Xsara 1.8 i [N6]	07.97-12.05		45/400	45	55 55/480
Xsara 1.8 i 16V [N6]	07.97-08.00		65/570	65	55 55/480
Xsara Break 1.4 i, 1.8 i [N6]	04.98-03.10		45/400	45	55 55/480
Xsara Break 1.6 i 16V [N7]	04.98-03.10		45/400	45	55 55/480
Xsara Break 1.8 i 16V [N6]	04.98-08.00		65/570	65	55 55/480

A  
BAD

Für Fahrzeuge mit Start-/Stopp-Automatik  
Achtung: Batteriewechsel muss mit Diagnosetester am  
Steuergerät angemeldet werden.



CITROËN

Fahrzeugtyp	Baujahr von–bis	Info	Ah/A (EN)	CARTEC	Alternativ	Ah/A (EN)
Xsara Break 2.0 HDi [N6]	02.99-03.10		75/680	75		
Xsara Break 2.0 HDi [N7]	02.99-03.10		75/680	75		
Xsara Coupé 1.4 i [N6]	07.97-12.05		45/400	45	55	55/480
Xsara Coupé 1.4 i, 1.6 i 16V [N7]	07.97-12.05		45/400	45	55	55/480
Xsara Coupé 1.8 i [N6]	07.97-12.05		45/400	45	55	55/480
Xsara Coupé 1.8 i 16V [N6]	07.97-08.00		65/570	65	55	55/480

## CITROËN

Xsara Picasso 1.6 HDi [N68]	05.04-04.10		75/680	75		
Xsara Picasso 1.6 i, -16V, 1.8 i [N68]	01.00-04.10		45/400	45	55	55/480
Xsara Picasso 2.0 HDi [N68]	01.00-04.10		75/680	75		
Xsara Picasso 2.0 i 16V [N68]	03.01-04.10		65/570	65	55	55/480
ZX 1.4 i, 1.6 i [N20/N21]	03.91-10.97		45/400	45	55	55/480
2 CV 6	07.79-07.90		45/400	45	55	55/480

## DACIA

Logan 1.4 [LS]	07.04→		45/400	45	55	55/480
Logan 1.5 dCi [LS]	06.05→		55/480	55	65	65/570
Logan 1.6 [LS]	07.04→		65/570	65	55	55/480
Logan 1.6 16V [LS]	07.04→		65/570	65	55	55/480
Logan MCV 1.4 [KS/FS]	01.07→		45/400	45	55	55/480
Logan MCV 1.5 dCi [KS/FS]	01.07→		75/680	75		
Logan MCV 1.6 [KS/FS]	11.94→		65/570	65	55	55/480
Logan MCV 1.6 16V [KS/FS]	11.94→		65/570	65	55	55/480

## DAEWOO

Espero 1.8 i [KLEJ]	11.94→		65/570	65	55	55/480
Espero 2.0 i [KLEJ]	11.94→		65/570	65	55	55/480
Nexia 1.5 i	11.94→		65/570	65	55	55/480
Nexia Hatchback 1.5 i [KLETN]	11.94→		65/570	65	55	55/480

## DAIHATSU

Hijet Pick-up 1.4 D	11.94→		65/570	65	55	55/480
Hijet Van 1.4 D	11.94→		65/570	65	55	55/480

## FIAT

Albea 1.2 i.e. 8V [172..]	01.02→		45/400	45	55	55/480
Albea 1.3 JTD 16V [172..]	07.03→		65/570	65	55	55/480
Albea 1.6 i.e. 16V [172..]	01.95→		45/400	45	55	55/480
Barchetta 1.8 i.e. 16V [183..]	01.95→		45/400	45	55	55/480
Brava 1.2 16V, 1.4 12V, 1.6 16V [182..]	01.95→		45/400	45	55	55/480
Brava 1.8 16V, 1.9 JTD [182..]	10.95-09.01		65/570	65	55	55/480
Bravo 1.2 16V [182..]	11.98-09.01		45/400	45	55	55/480
Bravo 1.4 Turbo 16V [198]	07.07-12.09		45/400	45	55	55/480
Bravo 1.4 12V [182..]	10.95-10.98		45/400	45	55	55/480
Bravo 1.4 16V [198]	03.07-12.09		45/400	45	55	55/480
Bravo 1.6 JTD 8V [198]	10.07-12.09		65/570	65	55	55/480
Bravo 1.6 JTD 16V [198]	10.07-12.09		65/570	65	55	55/480
Bravo 1.6 16V [182..]	10.95-09.01		45/400	45	55	55/480
Bravo 1.8 16V, 1.9 JTD [182..]	10.95-09.01		65/570	65	55	55/480
Bravo 1.9 JTD 8V [198]	03.07-12.09		65/570	65	55	55/480
Bravo 1.9 JTD 16V [198]	03.07-12.09		65/570	65	55	55/480
Bravo 2.0 JTD 16V [198]	03.07-12.09		65/570	65	55	55/480
Bravo II 1.4 16V [198]	03.08→	A	65/570	65		
Coupé 1.8 16V, 2.0i 16V, 2.0 20V Turbo [175..]	04.94-09.00		45/400	45	55	55/480
Croma 1.8 i.e., 1.9 JTD 8V + 16V, 2.2 i.e., 2.4 JTD [194..]	06.05-12.10		65/570	65	55	55/480
Doblo 1.2 i.e. 8V [119..]	07.00-09.05		45/400	45	55	55/480
Doblo 1.3 JTD [119..], 1.4 [152..]	10.05→		65/570	65	55	55/480
Doblo 1.4 [152..]	10.09→		75/680	75		
Doblo 1.4 i.e., 1.6 i.e. 16V + 16V Bipower, [119..]	10.01-12.10		45/400	45	55	55/480
Doblo 1.4, 1, 6 D Multijet[263]	02.10→	A	65/570	65		
Doblo 1.9 D, JTD [119..]	07.00-12.10		65/570	65	55	55/480
Doblo 2.0 D Multijet [263]	02.10→	A	75/680	75		
Doblo Cargo 1.2 i.e. 8V [223..]	07.00-09.05		45/400	45	55	55/480
Doblo Cargo 1.3 JTD, 1.3 JTD 16V [223..]	02.04→		65/570	65	55	55/480
Doblo Cargo 1.4 [263..]	02.04→		65/570	65	55	55/480
Doblo Cargo 1.4 [263..]	10.09→		75/680	75		

Fahrzeugtyp	Baujahr von–bis	Info	Ah/A (EN)	CARTEC	Ah/A (EN)	
				Alternativ		
Doblo Cargo 1.4 i.e., 1.6 i.e. 16V + 16V Bipower [223..]	10.01-12.10		45/400	45	55	55/480
Doblo Cargo 1.4, 1.6 D Multijet [263]	02.10→	A	65/570	65		
Doblo Cargo 1.9 D [223..]	07.00-12.10		65/570	65	55	55/480
Doblo Cargo 1.9 JTD [223..]	07.00-12.10		65/570	65	55	55/480
Ducato 10 1.9 D [230..]	03.94-10.01		95/850	95	85	85/800
Ducato 10 1.9 TD [230..]	04.98-10.01		95/850	95	85	85/800
Ducato 10 2.5 D [230..]	03.94-03.98		95/850	95	85	85/800
Ducato 10 2.8 D [230..]	04.98-03.02		95/850	95	85	85/800
Ducato 10 2.8 JTD [230..], 2.8 JTD EGR [230..]	08.00-03.02		95/850	95	85	85/800
Ducato 10 2.8 TD [230..], 2.8 JTD EGR [230..]	10.97-03.02		95/850	95	85	85/800
Ducato 11 2.0 JTD, 2.3 JTD [243..]	10.97-08.06		95/850	95	85	85/800
Ducato 11 2.3 JTD EGR [243..]	10.97-08.06		95/850	95	85	85/800
Ducato 12 2.5 D 4x4, 2.5 TD 4x4 [284..]	07.90-02.94		95/850	95	85	85/800
Ducato 14 1.9 TD, 2.5 D [231..]	03.94-10.01		95/850	95	85	85/800
Ducato 14 1.9 TD [280..]	07.90-02.94		95/850	95	85	85/800
Ducato 14 2.5 D [280..]	01.86-02.94		95/850	95	85	85/800
Ducato 14 2.5 TD [231..]	03.94-03.98		95/850	95	85	85/800
Ducato 14 2.8 D [231..]	04.98-03.02		95/850	95	85	85/800
Ducato 14 2.8 JTD [231..]	08.00-03.02		95/850	95	85	85/800
Ducato 14 2.8 JTD EGR [231..]	08.00-03.02		95/850	95	85	85/800
Ducato 14 2.8 TD + TD EGR [231..]	10.97-03.02		95/850	95	85	85/800
Ducato 15 2.0 i.e. [244..]	04.02-08.06		75/680	75		
Ducato 15 2.0 JTD, 2.3 JTD, -EGR, 2.8 JTD CGV, -EGR [244..]	04.02-08.06		95/850	95	85	85/800
Ducato 18 2.3 JTD [245..]	04.02-08.06		95/850	95	85	85/800
Ducato 18 2.5 D, 2.5 TD [232..]	03.94-03.98		95/850	95	85	85/800
Ducato 18 2.5 D Maxi [282..]	07.90-02.94		95/850	95	85	85/800
Ducato 18 2.8 JTD, -EGR [232..]	08.00-03.02		95/850	95	85	85/800
Ducato 18 2.8 TD, -EGR [232..]	10.97-03.02		95/850	95	85	85/800
Fiorino 1.1, 1.3 [255..]	01.88-12.01		45/400	45	55	55/480
Fiorino 1.3 MJTD [225..]	12.07→		65/570	65	55	55/480
Fiorino 1.4 i.e. [225..]	12.07→		45/400	45	55	55/480
Fiorino 1.4 i.e. [255..]	06.95-12.01		45/400	45	55	55/480
Fiorino 1.7 D, TDS [255..]	09.93-12.01		75/680	75		
Idea 1.2 i.e. 16V [135..]	01.04→		45/400	45	55	55/480
Idea 1.3 D Multijet, 1.4 16V	05.08→	A	65/570	65		
Idea 1.3 JTD 16V [135..]	01.04→		65/570	65	55	55/480
Idea 1.4 i.e. 8V, -LPG, 16V [135..]	01.04→		45/400	45	55	55/480
Idea 1.6 D Multijet	05.08→	A	75/680	75		
Idea 1.9 JTD 8V [135..]	01.04→		65/570	65	55	55/480
Linea 1.3 JTD, 1.4 Turbo 16V, 1.4 8V, 1.6 JTD [110..]	01.04→		65/570	65	55	55/480
Marea 1.6 i 16V [185..]	10.96-09.02		45/400	45	55	55/480
Marea 1.8 i 16V [185..]	10.96-09.02		45/400	45	55	55/480
Marea 1.9 JTD [185..]	03.99-09.02		65/570	65	55	55/480
Marea 2.0 i 20V [185..]	10.96-12.10		45/400	45	55	55/480
Multipla 1.6 Blupower, 16V, 16V Bipower CNG, 16V LPG [186..]	10.96-12.10		45/400	45	55	55/480
Multipla 1.9 JTD [186..]	01.99-12.10		65/570	65	55	55/480
Palio 1.2 i.e. 8V, 16V [171..]	10.01→		45/400	45	55	55/480
Palio 1.3 JTD 16V [171..]	07.03→		65/570	65	55	55/480
Palio Weekend 1.2 i.e. 8V, 16V [173..]	10.01→		45/400	45	55	55/480
Palio Weekend 1.9 JTD [173..]	06.02→		65/570	65	55	55/480
Palio Weekend 75 1.2 i.e., 100 1.6 i.e. 16V [178..]	09.97-12.10		45/400	45	55	55/480
Panda 1.2 [169]	03.10→	A	65/570	65		
Panda 1.3 JTD, 4x4 [169..]	09.97-12.10		45/400	45	55	55/480
Panda 1.4 i.e. 16V [169..]	09.97-12.10		45/400	45	55	55/480
Punto / Grande Punto 1.2, 1.3 D Multijet, 1.4 [199]	10.05→	A	65/570	65		
Punto 1.2 i 8V, 1.2 i.e. 8V [188]	09.97-12.10		45/400	45	55	55/480
Punto 1.8 i.e. 16V, 1.9 JTD [188]	07.99-12.10		65/570	65	55	55/480
Punto 1.9 JTD 8V [188]	07.03→		45/400	45	55	55/480
Punto Evo 1.2 8V [199]	07.03→		45/400	45	55	55/480
Punto Evo 1.2	10.09-02.12	A	65/570	65		



A Für Fahrzeuge mit Start-/Stopp-Automatik

CITROËN • DACIA • DAEWOO  
DAIHATSU • FIAT

Fahrzeugtyp	Baujahr von–bis	Info	Ah/A (EN)	CARTEC	Alternativ	Ah/A (EN)
Punto Evo 1.3 D Multijet	10.09-02.12	<b>A</b>	65/570	<b>65</b>		
Punto Evo 1.4	10.09-02.12	<b>A</b>	65/570	<b>65</b>		
Punto Evo 1.4 16V	10.09-02.12	<b>A</b>	65/570	<b>65</b>		
Punto Evo 1.4 Abarth	10.09-02.12	<b>A</b>	65/570	<b>65</b>		
Punto Evo 1.6 D Multijet	10.09-02.12	<b>A</b>	75/680	<b>75</b>		
Punto Grande 1.3 MJTD, 1.4 i.e. Turbo 16V, -Abarth [199]	10.05→		65/570	<b>65</b>	55	55/480

## FIAT

Punto Grande 1.9 JTD [199]	10.05→		65/570	<b>65</b>	55	55/480
Punto VAN 1.2 i 8V, 1.9 JTD 8V [288]	07.03→		45/400	<b>45</b>	55	55/480
Qubo 1.3 D Multijet [225]	09.08→	<b>A</b>	65/570	<b>65</b>		
Qubo 1.3 MJTD [300..]	09.08→		65/570	<b>65</b>	55	55/480
Qubo 1.4 i.e. [300..]	09.08→		45/400	<b>45</b>	55	55/480
Scudo 1.6 D Multijet [272..]	01.07→		75/680	<b>75</b>		
Scudo 1.6 i [222..]	10.95-05.00		65/570	<b>65</b>	55	55/480
Scudo 1.9 D, TD, 2.0 8V JTD, 2.0 16V JTD [222..]	10.95→		75/680	<b>75</b>		
Scudo 2.0 D Multijet [272..]	10.95→		75/680	<b>75</b>		
Sedici 1.6, -4x4 [189]	05.06→		45/400	<b>45</b>	55	55/480
Sedici 1.9 JTD, -4x4 [189]	05.06→		65/570	<b>65</b>	55	55/480
Sedici 2.0 JTD [189]	08.09→		75/680	<b>75</b>		
Stilo 1.2 16V, 1.4 16V, 1.6 16V, 1.8 16V [192..]	10.01-12.07		45/400	<b>45</b>	55	55/480
Stilo 1.9 JTD 8V, 16V, 2.4 20V [192..]	10.01-12.07		65/570	<b>65</b>	55	55/480
Stilo Multi Wagon 1.6 16V, 1.8 16V [192..]	10.02-12.07		45/400	<b>45</b>	55	55/480
Stilo Multi Wagon 1.9 JTD 8V, -16V [192..]	03.99→		65/570	<b>65</b>	55	55/480
Strada 1.3 JTD, 1.7 TDS, 1.9 D, 1.9 JTD [278]	03.99→		65/570	<b>65</b>	55	55/480
Tempra 1.6 i.e. [159]	06.90-07.92		65/570	<b>65</b>	55	55/480
Tipo 1.4 i.e. [160..]	05.89-10.95		45/400	<b>45</b>	55	55/480
Tipo 1.6 i.e., -Selecta [160..]	03.90-09.02		65/570	<b>65</b>	55	55/480
Ulysse 2.0 i.e., -16V [121..]	03.90-09.02		65/570	<b>65</b>	55	55/480
Ulysse 2.0 JTD 8V, 2.1 TD [121..]	05.96-12.10		75/680	<b>75</b>		
Ulysse 2.0 16V, -16V JTD, 2.2 16V JTD [179..]	05.96-12.10		75/680	<b>75</b>		
Uno 1.0 i.e., 1.1 i.e. [146..]	09.89-03.94		45/400	<b>45</b>	55	55/480
Uno 1.4 i.e., 1.5. i.e. [146..]	09.89-03.94		65/570	<b>65</b>	55	55/480
Uno Van 1.0 i.e. [246..]	09.89-03.94		45/400	<b>45</b>	55	55/480
500 0.9, 1.2, 1.3 D, 1.4, 1.4 Abarth, C 0.9, C 1.2, C 1.4	08.08→	<b>A</b>	65/570	<b>65</b>		
500 1.3 MJTD [150]	07.07→		45/400	<b>45</b>	55	55/480

## FORD

C-MAX 1.6	03.07-07.10		45/400	<b>45</b>	55	55/480
C-MAX 1.6 TDCi	03.07-07.10		75/680	<b>75</b>	65	65/570
C-MAX 1.8, 1.8 FFV	03.07-07.10		55/480	<b>55</b>	65	65/570
C-MAX 1.8 TDCi	03.07-07.10		75/680	<b>75</b>	65	65/570
C-MAX 2.0, -CNG, -LPG	03.07-07.10		55/480	<b>55</b>	65	65/570
C-MAX II 1.6 EcoBoost	12.10→	<b>A</b>	65/570	<b>65</b>		
C-MAX 2.0 TDCi	03.07-07.10		75/680	<b>75</b>	65	65/570
Cougar 2.0 i, 2.5 i	08.98-12.00		55/480	<b>55</b>	65	65/570
Escort IV 1.4, 1.4 i [86]	02.87-07.90	<b>FAD</b>	45/400	<b>45</b>	55	55/480
Escort IV Cabrio 1.6 i, XR3i 1.6 i [86]	01.86-07.90	<b>FAD</b>	45/400	<b>45</b>	55	55/480
Escort IV XR3i Cabrio 1.6 i [86]	08.89-07.90	<b>FAD</b>	45/400	<b>45</b>	55	55/480
Escort V/VI 1.3 i, 1.4, 1.4 i, 1.6 i, 1.6 i 16V [91]	08.90-09.01	<b>FAD</b>	55/480	<b>55</b>	65	65/570
Escort V/VI Cabrio 1.6 i, - 16V [91]	08.90-09.01	<b>FAD</b>	55/480	<b>55</b>	65	65/570
Escort V/VI Turnier 1.4 i, 1.6 i 16V [91]	08.90-09.01	<b>FAD</b>	55/480	<b>55</b>	65	65/570
Escort V/VI XR3i Cabrio 1.8 i [91]	08.90-09.01	<b>FAD</b>	55/480	<b>55</b>	65	65/570
Escort VII 1.3 i [95]	01.95-09.96	<b>FAD</b>	45/400	<b>45</b>	55	55/480
Escort VII 1.4 i, 1.6 i 16V, 1.8 i 16V [95]	01.95-09.01	<b>FAD</b>	55/480	<b>55</b>	65	65/570
Escort VII Cabrio 1.4 i [95]	01.95-09.01	<b>FAD</b>	55/480	<b>55</b>	65	65/570
Escort VII Express 1.4 i 55, -75, 1.8 D 55, -75, 1.8 TD [95]	01.95-09.01	<b>FAD</b>	55/480	<b>55</b>	65	65/570
Escort VII Turnier 1.3 i [95]	01.95-09.96	<b>FAD</b>	45/400	<b>45</b>	55	55/480
Escort VII Turnier 1.4 i, 1.6 i 16V, 1.8 i 16V, 1.8 TD [95]	08.90-09.01	<b>FAD</b>	55/480	<b>55</b>	65	65/570
Escort VII XR3i Cabrio 1.6 i, 1.8 i [95]	08.90-09.01	<b>FAD</b>	55/480	<b>55</b>	65	65/570
Fiesta III 1.1, 1.1 i, 1.4, 1.4 i, 1.6 XR2i, 1.8 D [89]	03.89-12.96	<b>FAD</b>	45/400	<b>45</b>	55	55/480
Fiesta III 1.3, 1.3 i [89]	06.91-12.96	<b>FAD</b>	45/400	<b>45</b>	55	55/480
Fiesta III Courier 1.3 i [89]	09.91-08.96	<b>FAD</b>	45/400	<b>45</b>	55	55/480
Fiesta III Courier 1.8 D [89]	09.91-08.96	<b>FAD</b>	75/680	<b>75</b>	65	65/570
Fiesta IV 1.25 i 16V, 1.3 i [96]	11.95-12.02		45/400	<b>45</b>	55	55/480
Fiesta IV 1.4 i 16V, 1.6 i 16V, 1.8 D, 1.8 TD [96]	10.95-12.02		55/480	<b>55</b>	65	65/570
Fiesta IV Courier 1.3 i [96]	11.95-12.02		45/400	<b>45</b>	55	55/480
Fiesta IV Courier 1.8 D, TD [96]	10.95-12.02		55/480	<b>55</b>	65	65/570

Fahrzeugtyp	Baujahr von–bis	Info	Ah/A (EN)	CARTEC	Ah/A (EN) Alternativ
Fiesta V 1.25 i, 1.3 i, 1.4 i [02]	11.01-09.08		45/400	45	55 55/480
Fiesta V 1.4 TDCi, 1.6 i, 1.6 TDCi, 2.0 i ST150 [02]	11.01-09.08		55/480	55	65 65/570
Fiesta VI 1.25 i, 1.4 i	07.08→		45/400	45	55 55/480
Fiesta VI 1.6 TDCi, 1.6 Ti-VCT	09.03→		55/480	55	65 65/570
Focus 1.8 i	09.03→		55/480	55	65 65/570
Focus C-MAX 1.6	09.03→		55/480	55	65 65/570
Focus C-MAX 1.6 TDCi, 1.6 Ti-VCT, 1.8, 1.8 FFV	06.03-03.07		75/680	75	65 65/570
Focus C-MAX 1.8 TDCi	04.05-03.07		75/680	75	65 65/570
Focus C-MAX 2.0	04.04-03.07		55/480	55	65 65/570
Focus C-MAX 2.0 TDCi	06.03-03.07		75/680	75	65 65/570
Focus I 1.4 i, 1.6 i	08.98-05.05		45/400	45	55 55/480
Focus I 1.8 i	08.98-05.05		55/480	55	65 65/570
Focus I 1.8 TDCi, -TDDi	01.99-05.05		75/680	75	65 65/570
Focus I 2.0 i, 2.0 i ST170	08.98-05.05		55/480	55	65 65/570
Focus I Turnier 1.4 i, 1.6 i	11.98-05.05		45/400	45	55 55/480
Focus I Turnier 1.8 i	11.98-05.05		55/480	55	65 65/570
Focus I Turnier 1.8 TDCi, -TDDi	01.99-05.05		75/680	75	65 65/570
Focus I Turnier 2.0 i	11.98-01.08		55/480	55	65 65/570
Focus II 1.4 i, 1.6 i [DA3]	11.98-01.08		55/480	55	65 65/570
Focus II 1.6 i [DB3]	11.98-01.08		55/480	55	65 65/570
Focus II 1.6 TDCi [DA3]	07.04-01.08		75/680	75	65 65/570
Focus II 1.6 Ti-VCT, 1.8 FFV, 1.8 i, 2.0 i [DA3]	07.04-01.08		55/480	55	65 65/570
Focus II 1.6 Ti-VCT [DB3]	07.04-01.08		55/480	55	65 65/570
Focus II 1.8 TDCi [DA3]	04.05-01.08		75/680	75	65 65/570
Focus II 2.0 TDCi [DA3]	07.04-01.08		75/680	75	65 65/570
Focus II 2.5 i ST [DA3]	10.05-07.10		55/480	55	65 65/570
Focus II Cabriolet 1.6 i, 2.0 i	10.05-07.10		55/480	55	65 65/570
Focus II Cabriolet 2.0 TDCi	07.06-07.10		75/680	75	65 65/570
Focus II Turnier 1.4 i, 1.6 i [DA3]	07.04-01.08		55/480	55	65 65/570
Focus II Turnier 1.6 TDCi [DA3]	07.04-01.08		75/680	75	65 65/570
Focus II Turnier 1.6 Ti-VCT, 1.8 FFV, 1.8 i, 2.0 i [DA3]	07.04-01.08		55/480	55	65 65/570
Focus II Turnier 1.8 TDCi [DA3]	04.05-01.08		75/680	75	65 65/570
Focus II Turnier 2.0 TDCi [DA3]	07.04-01.08		75/680	75	65 65/570
Focus III 1.4 i, 1.6 i, 1.6 Ti-VCT, 1.8 Flexifuel, 1.8 i, 2.0 i	12.07→		55/480	55	65 65/570
Focus III 1.6 EcoBoost	04.11→	A	65/570	65	
Focus III 1.6 TDCi	04.11→	A	85/800	85	
Focus III Turnier 1.6.TDCi	04.11→	A	85/800	85	
Focus III 1.6, 1.8, 2.0 TDCi	12.07→		75/680	75	65 65/570
Focus III 2.5 i RS	12.07→		75/680	75	65 65/570
Focus III Turnier 1.4 i, 1.6 i, 1.6 Ti-VCT, 1.8 Flexifuel, 1.8 i, 2.0 i	12.07→		55/480	55	65 65/570
Focus III Turnier 1.6, 1.8, 2.0 TDCi	12.07→		75/680	75	65 65/570
Fusion 1.25 i, 1.4 i	10.02→		45/400	45	55 55/480
Fusion 1.4 TDCi, 1.6 i, 1.6 i 16V, 1.6 TDCi	10.02→		55/480	55	65 65/570
Galaxy 1.6 EcoBoost, 1.6 TDCi	02.11→	A	75/680	75	
Galaxy 1.9 TDI [00]	04.00-08.06		95/850	95	85 85/800
Galaxy 1.9 TDI [95]	02.95-03.00	VAD	95/850	95	85 85/800
Galaxy 2.0, -Flexifuel	03.06→		55/480	55	65 65/570
Galaxy 2.0 i [00]	01.01-08.06		65/570	65	55 55/480
Galaxy 2.0 i [95]	02.95-03.00	VAD	65/570	65	55 55/480
Galaxy 2.2 TDCi	03.08-10.10		75/680	75	65 65/570
Galaxy 2.3	09.07→		55/480	55	65 65/570
Galaxy 2.3 i [00]	04.00-08.06		65/570	65	55 55/480
Galaxy 2.3 i 16V [95]	01.97-03.00	VAD	65/570	65	55 55/480
Galaxy 2.8 i [00]	04.00-08.06		95/850	95	85 85/800
Galaxy 2.8 i [95]	02.95-03.00	VAD	95/850	95	85 85/800
Grand C-MAX 1.6 EcoBoost	12.10→	A	65/570	65	
Ka 1.2	09.08→		45/400	45	55 55/480
Ka 1.2, 1.3 TDCi	10.08→	A	75/680	75	
Ka 1.3 i	09.96-10.02		45/400	45	55 55/480
Ka 1.6 i	09.96→		45/400	45	55 55/480
Kuga 2.0 TDCi, 2.0 TDCi 4x4, 2.5 i 4x4	02.08→		75/680	75	65 65/570
Maverick 2.0 i 4x4, 2.3 i 4x4 [1EZ, 1N2]	10.00-01.07		65/570	65	55 55/480
Maverick 3.0 i 4x4 [1EZ, 1N2]	07.01-01.07		75/680	75	65 65/570
Mondeo I 1.6 i, 1.8 i, 2.0 i, 2.5 i [93]	01.93-09.00		55/480	55	65 65/570

A Für Fahrzeuge mit Start-/Stopp-Automatik  
FAD Ford Pol-Adapter erforderlich  
VAD VW-Bodenleistenadapter erforderlich



Fahrzeugtyp	Baujahr von–bis	Info	Ah/A (EN)	CARTEC	Alternativ	Ah/A (EN)
Mondeo I Turnier 1.6 i, 1.8 i, 1.8 TD, 2.0 i, 2.5 i [93]	01.93-09.00		55/480	55	65	65/570
Mondeo II 1.6 i, 1.8 i, 1.8 TD, 2.0 i, 2.5 i [97]	01.93-09.00		55/480	55	65	65/570
Mondeo II Turnier 1.6 i, 1.8 i, 1.8 TD, 2.0 i, 2.5 i [97]	01.93-09.00		55/480	55	65	65/570
Mondeo III 1.8 i, 2.0 i [01]	10.00-03.07		45/400	45	55	55/480
Mondeo III 2.0 TDCi, 2.0 TDDi, 2.2 TDCi [01]	10.00-03.07		75/680	75	65	65/570
Mondeo III 2.5 i, 3.0 i ST220 [01]	10.00-03.07		55/480	55	65	65/570

## FORD

Mondeo III Turnier 1.8 i, 2.0 i [01]	10.00-03.07		45/400	45	55	55/480
Mondeo III Turnier 2.0 TDCi, 2.0 TDDi, 2.2 TDCi [01]	10.00-03.07		75/680	75	65	65/570
Mondeo III Turnier 2.5 i [01]	10.00-03.07		55/480	55	65	65/570
Mondeo III Turnier 3.0 i ST220 [01]	02.02-03.07		75/680	75	65	65/570
Mondeo IV 1.6 EcoBoost, 1.6 TDCi	02.11→	A	85/800	85		
Mondeo IV 1.6 Ti-VCT	02.07→		55/480	55	65	65/570
Mondeo IV 1.8 TDCi, -eco	02.07-11.10		75/680	75	65	65/570
Mondeo IV 2.0, -Flexifuel, -LPG	02.07→		55/480	55	65	65/570
Mondeo IV 2.0 TDCi, -eco, 2.2 TDCi, 2.3	02.07→		75/680	75	65	65/570
Mondeo IV 2.5	02.07→		55/480	55	65	65/570
Mondeo IV Turnier 1.6 EcoBoost, 1.6 TDCi	02.11→	A	85/800	85		
Mondeo IV Turnier 1.6 Ti-VCT	02.07→		55/480	55	65	65/570
Mondeo IV Turnier 1.8 TDCi	02.07-11.10		75/680	75	65	65/570
Mondeo IV Turnier 1.8 TDCi eco	02.07-11.10		75/680	75	65	65/570
Mondeo IV Turnier 2.0, -Flexifuel, -LPG	02.07→		55/480	55	65	65/570
Mondeo IV Turnier 2.0 TDCi, -eco, 2.2 TDCi, 2.3	02.07→		75/680	75	65	65/570
Mondeo IV Turnier 2.5	02.07-03.10		55/480	55	65	65/570
Orion III 1.4 i [91]	07.90-12.93	FAD	55/480	55	65	65/570
Probe 2.2 i LX Turbo	09.88-08.92		55/480	55	65	65/570
Puma 1.4 i [ECT]	01.98-11.00		45/400	45	55	55/480
Puma 1.6 i, 1.7 i [ECT]	06.97-12.01		55/480	55	65	65/570
Scorpio I 2.0 i [85]	05.89-12.98	FAD	55/480	55	65	65/570
Scorpio I 2.0 i [92]	05.89-12.98	FAD	55/480	55	65	65/570
Scorpio I Turnier 2.0 i [92]	05.89-12.98	FAD	55/480	55	65	65/570
Scorpio II 2.0 i, 2.0 i 16V, 2.3 i 16V [95]	05.89-12.98	FAD	55/480	55	65	65/570
Scorpio II 2.9 i 24V [95]	10.94-07.98	FAD	75/680	75	65	65/570
Scorpio II Turnier 2.0 i, 2.0 i 16V, 2.3 i 16V [95]	10.94-12.98	FAD	55/480	55	65	65/570
Sierra II 1.6 i, 2.0, 2.0 i, 2.0 XR4i, Turnier 2.0 i [87]	01.87-02.93	FAD	55/480	55	65	65/570
S-MAX 2.0, -Flexifuel, 2.3, 2.5	03.06→		55/480	55	65	65/570
Streetka 1.6 i	12.02-12.05		45/400	45	55	55/480
Tourneo Connect 1.8 i, 1.8 LPG	05.02-06.10		55/480	55	65	65/570
Transit FT 080 - 190 [E_ _]	08.94-08.00		55/480	55	65	65/570
Transit 2.0 i LWB 100-190 [E_ _]	01.86-07.94	FAD	55/480	55	65	65/570
Transit 2.0 i SWB 80-150 [E_ _]	01.86-07.94	FAD	55/480	55	65	65/570
Transit 2.0 100 L [T_ _]	01.86-07.94	FAD	55/480	55	65	65/570
Transit 2.5 D 80-120 [T_ _]	01.86-07.94	FAD	55/480	55	65	65/570
Transit 2.5 DI LWB 100-190 [E_ _]	01.86-07.94	FAD	55/480	55	65	65/570
Transit 2.5 DI SWB 80-150 [E_ _]	01.86-07.94	FAD	55/480	55	65	65/570
Transit Connect 1.8 i, 1.8 LPG	05.02-06.10		55/480	55	65	65/570
Transit Connect 1.8 TDCi, -TDDi	05.02→		75/680	75	65	65/570

## HONDA

Accord 2.2 CTDi [CL/CN/CM]	01.04→		75/680	75		
Accord Tourer 2.2 CTDi [CL/CN/CM]	01.04→		75/680	75		
Civic Hatchback 2.2 CTDi [FK/FN]	01.04→		75/680	75		
Civic VIII Hatchback 1.4 [FN, FK]	10.08→	A	65/570	65		
Concerto Hatchback 1.5 i 16V	08.89-03.95		45/400	45	55	55/480
Concerto Hatchback 1.6 i 16V	08.89-03.95		45/400	45	55	55/480
CR-V 2.0 4x4 [RE]	01.07→		45/400	45	55	55/480
CR-V 2.2 CTDi 4x4 [RD]	02.05-12.09		75/680	75		
CR-V 2.2 CTDi 4x4 [RE]	02.05-12.09		75/680	75		
FR-V 2.2 CTDi [BE]	02.05-12.09		75/680	75		
Jazz 1.2 [GE/GG]	10.08→		95/850	95	85	85/800

## HYUNDAI

Accent 1.3 i	08.99→		45/400	45	55	55/480
Accent 1.3 i [LC]	08.99→		45/400	45	55	55/480
Accent 1.4 i [MC]	08.99→		45/400	45	55	55/480
Accent 1.6 i [MC]	08.99→		45/400	45	55	55/480
Accent Hatchback 1.3 i [LC]	08.99→		45/400	45	55	55/480
Accent Hatchback 1.4 i [MC]	08.99→		45/400	45	55	55/480
Accent Hatchback 1.5 i [LC]	08.99→		45/400	45	55	55/480
Accent Hatchback 1.6 i [MC]	08.99→		45/400	45	55	55/480

Fahrzeugtyp	Baujahr von–bis	Info	Ah/A (EN)	CARTEC	Ah/A (EN) Alternativ
Elantra 1.6 i 16V [XD]	08.99→		45/400	45	55 55/480
Elantra 2.0 i 16V [XD]	06.00-09.06		65/570	65	55 55/480
Elantra Hatchback 1.6 i 16V [XD]	06.00-08.06		45/400	45	55 55/480
Elantra Hatchback 2.0 i 16V [XD]	06.00-09.06		65/570	65	55 55/480
Getz 1.1 i [TB]	09.02-06.09		45/400	45	55 55/480
Getz 1.3 i [TB]	09.02-06.09		45/400	45	55 55/480
Getz 1.4 i [TB]	09.02-06.09		45/400	45	55 55/480
Getz 1.6 i [TB]	09.02-06.09		45/400	45	55 55/480
Grandeur 2.2 CRDi [TG]	07.05→		75/680	75	
Grandeur 2.7 i [TG]	07.05→		75/680	75	
Grandeur 3.3 i [TG]	07.05→		75/680	75	
i30 1.6 CRDi [FD, FDH]	07.05→		75/680	75	
i30 2.0 CRDi [FD, FDH]	07.05→		75/680	75	
i30 2.0 i [FD, FDH]	09.07→		45/400	45	55 55/480
i30 CW 2.0 i [FD, FDH]	09.07→		45/400	45	55 55/480
Lantra 1.6 i 16V [J2]	06.98-09.00		45/400	45	55 55/480
Lantra Kombi 1.6 i [J2]	06.98-09.00		45/400	45	55 55/480
Lantra Kombi 2.0 i [J2]	08.96-09.00		65/570	65	55 55/480
Matrix 1.6 i [FC]	12.00→		65/570	65	55 55/480
Matrix 1.8 i [FC]	12.00→		65/570	65	55 55/480
Santa Fe 2.4 i	12.00→		65/570	65	55 55/480
Santa Fe 2.4 i [SM]	12.00→		65/570	65	55 55/480
Santa Fe 2.4 i 4x4 [SM]	12.00→		65/570	65	55 55/480
Santa Fe 2.7 i [CM]	03.06-11.09		75/680	75	
Santa Fe 2.7 i 4x4 [CM]	03.06-11.09		75/680	75	
Santa Fe 2.7 i 4x4 [SM]	09.97→		65/570	65	55 55/480
Sonata 2.0 i	09.97→		65/570	65	55 55/480
Sonata 2.0 i [EF]	09.97→		65/570	65	55 55/480
Sonata 2.5 i [EF]	05.98-03.01		75/680	75	
Sonata 2.7 i	01.00→		65/570	65	55 55/480
Sonata 2.7 i [EF]	01.00→		65/570	65	55 55/480
Trajjet 2.0 i [FO]	01.00→		65/570	65	55 55/480
Trajjet 2.7 i [FO]	01.00→		65/570	65	55 55/480
XG 30 3.0i [F]	12.98-12.05		75/680	75	

#### KIA

Carens 1.8 i [FC]	04.99→		65/570	65	55 55/480
Carens 2.0 CVVT [FG]	09.02→		65/570	65	55 55/480
Carens 2.0 i [FC]	09.02→		65/570	65	55 55/480
Cerato 1.6 i [FE]	10.04-11.09		45/400	45	55 55/480
Cerato 1.6 i [FE]	05.06-11.09		65/570	65	55 55/480
Cerato 2.0 i [FE]	10.04-11.09		45/400	45	55 55/480
Cerato Hatchback 1.6 [FE]	05.06-11.09		65/570	65	55 55/480
Cerato Hatchback 1.6 i, 2.0 i [FE]	03.04-11.09		45/400	45	55 55/480
Magentis 2.0 i [GD]	09.00-12.05		65/570	65	55 55/480
Magentis 2.0 i [GE]	02.06-08.08		65/570	65	55 55/480
Magentis 2.5 i [GD]	01.98-12.05		65/570	65	55 55/480
Shuma I 1.5 i 16V [FB]	01.98-12.05		65/570	65	55 55/480
Shuma I Hatchback 1.5 i 16V [FB]	01.98-12.05		65/570	65	55 55/480
Shuma II 1.6 i 16V [FB]	01.98-12.05		65/570	65	55 55/480
Shuma II Hatchback 1.6 i 16V, 1.8 i 16V [FB]	01.98-12.05		65/570	65	55 55/480

#### LANCIA

Delta 1.4 i 16V [844]	07.08-07.10		45/400	45	55 55/480
Delta 1.4 i 16V [844]	07.08→		65/570	65	55 55/480
Delta 1.8 TBi [844]	07.08→		65/570	65	55 55/480
Delta 1.9 JTD [844]	08.08→		75/680	75	
Delta 2.0 MJTD [844]	08.08→		65/570	65	55 55/480
Delta III 1.4 16V [844]	07.10→	<b>A</b>	65/570	65	
Kappa Berlina 2.0 i 20V [838]	11.94-06.98		65/570	65	55 55/480
Lybra Station Wagon 1.8 i 16V [839]	10.99-02.02		45/400	45	55 55/480
Lybra Station Wagon 1.9 JTD [839]	09.00→		65/570	65	55 55/480
Lybra Station Wagon 2.4 JTD [839]	09.00→		65/570	65	55 55/480
Musa 1.3 D Multijet [350]	03.09→	<b>A</b>	65/570	65	
Musa 1.3 MJTD [184]	09.00→		65/570	65	55 55/480
Musa 1.3 MJTD 16V [184]	01.06→		65/570	65	55 55/480
Musa 1.3 MJTD 16V [184]	02.10→		45/400	45	55 55/480
Musa 1.4 [350]	10.04→	<b>A</b>	65/570	65	
Musa 1.4 [184]	10.04→		45/400	45	55 55/480

A Für Fahrzeuge mit Start-/Stopp-Automatik  
FAD Ford Pol-Adapter erforderlich



Fahrzeugtyp	Baujahr von–bis	Info	Ah/A (EN)	CARTEC	Alternativ	Ah/A (EN)
Musa 1.4 16V [184]	10.04→		45/400	45	55	55/480
Musa 1.6 D Multijet [350]	07.08→	<b>A</b>	75/680	75		
Musa 1.6 JTD [184]	10.04→		65/570	65	55	55/480
Musa 1.9 JTD [184]	10.04→		65/570	65	55	55/480
Phedra 2.0 JTD 16V [180]	09.02-12.10		75/680	75		
Phedra 2.2 JTD 16V [180]	09.02-12.10		75/680	75		
Thesis 2.0 Turbo 20V [841]	04.02-12.09		95/850	95	85	85/800
Thesis 2.4 JTD 20V [841]	04.02-12.09		95/850	95	85	85/800
Thesis 2.4 20V [841]	04.02-12.09		95/850	95	85	85/800

#### LANCIA

Thesis 3.2 V6 24V [841]	04.02-12.09		95/850	95	85	85/800
Ypsilon 0.9 Twinair, 1.2, 1.3 Multijet [846]	05.11→	<b>A</b>	65/570	65		
Ypsilon 1.3 JTD 16V [843]	06.03→		65/570	65	55	55/480
Ypsilon 1.3 Multijet 16V [843]	06.03→		65/570	65	55	55/480
Zeta 2.0 i.e. Turbo [122]	09.94-06.99		65/570	65	55	55/480

#### MAZDA

CX-7 2.3 MZR DISI Turbo 4x4 [ER]	05.07→		75/680	75		
MX-5 1.6 i [NA]	08.89-08.93	<b>BAW</b>	45/400	45	55	55/480
MX-5 1.6 i [NB]	01.98-07.05	<b>BAW</b>	45/400	45	55	55/480
MX-5 1.6 i 16V [NA]	12.94-11.97	<b>BAW</b>	45/400	45	55	55/480
MX-5 1.8 i [NA]	09.93-11.97	<b>BAW</b>	45/400	45	55	55/480
MX-5 1.8 i [NB]	01.98-07.05	<b>BAW</b>	45/400	45	55	55/480
MX-5 2.0 [NC]	07.05→		45/400	45	55	55/480
Tribute 2.0 i 4WD	12.00→		65/570	65	55	55/480
Tribute 2.0 i 4x4 [EP]	12.00→		65/570	65	55	55/480
Tribute 2.3 i 4x4 [EP]	12.00→		65/570	65	55	55/480
Tribute 3.0 i	12.00→		65/570	65	55	55/480
Tribute 3.0 i 4WD	12.00→		65/570	65	55	55/480
Tribute 3.0 i 4x4 [EP]	12.00→		65/570	65	55	55/480
Xedos-9 2.5 i [TA]	08.00-11.02		55/480	55	65	65/570
2 1.25 [DY]	02.03-06.07		45/400	45	55	55/480
2 1.3 [DE]	02.03→		65/570	65	55	55/480
2 1.4 [DY]	02.03→		65/570	65	55	55/480
2 1.4 CD [DE]	02.03→		65/570	65	55	55/480
2 1.4 D Turbo [DY]	02.03-06.07		45/400	45	55	55/480
2 1.5 [DE]	06.07→		65/570	65	55	55/480
2 1.6 [DY]	02.03-06.07		45/400	45	55	55/480
3 1.6 [BK]	07.03-12.08		55/480	55	65	65/570
3 2.0 [BK]	07.03-12.08		55/480	55	65	65/570
3 Hatchback 1.4 [BK]	08.03-12.08		45/400	45	55	55/480
3 Hatchback 1.6, 2.0, 2.3 MPS [BK]	07.03-12.08		55/480	55	65	65/570
121 1.25 i 16V [JA/JB]	01.96-01.02		65/570	65	55	55/480
121 1.3 i [JA/JB]	01.96-01.02		65/570	65	55	55/480

#### MERCEDES-BENZ

MB 100 D	09.87-01.96		75/680	75	95	95/850
Serie A 140, 150, 160, [168] [169]	10.97→		65/570	65	55	55/480
Serie A 160 CDI [168], [169]	09.98→		75/680	75	95	95/850
Serie A 170 [169]	09.04-04.09		65/570	65	55	55/480
Serie A 170 CDI [168]	07.98-08.04		75/680	75	95	95/850
Serie A 180 [169]	04.09→		65/570	65	55	55/480
Serie A 180 CDI [169]	09.04→		75/680	75	95	95/850
Serie A 190 [168]	03.99→		65/570	65	55	55/480
Serie A 200 [169]	03.99→		65/570	65	55	55/480
Serie A 200 CDI [169]	09.04→		75/680	75	95	95/850
Serie A 200 Turbo [169]	06.05-10.10		65/570	65	55	55/480
Serie A 210 Evolution [168]	03.02-08.04		65/570	65	55	55/480
Serie B 150, 160, 170, 180, 200 [245]	04.05→		65/570	65	55	55/480
Serie B 180, 200 CDI [245]	04.05→		75/680	75	95	95/850
Serie B 200 Turbo [245]	04.05-10.10		65/570	65	55	55/480
Serie C 180 [202]	03.93-04.00		65/570	65	55	55/480
Serie C 180 [203]	10.00-04.10		65/570	65	55	55/480
Serie C 180 Kompressor [203], [204]	10.00-04.10		65/570	65	55	55/480
Serie C 200 [202]	01.94-04.00		65/570	65	55	55/480
Serie C 200 CDI [202]	03.98-04.00		75/680	75	95	95/850
Serie C 200 CDI [203]	10.00-07.07		75/680	75	95	95/850
Serie C 200 D [202]	03.93-08.95	<b>BAW</b>	75/680	75	95	95/850
Serie C 200 Kompressor [203]	05.00-08.02		75/680	75	95	95/850
Serie C 200 Kompressor [203]	09.02-02.07		65/570	65	55	55/480
Serie C 200 Kompressor [204]	03.07-04.10		65/570	65	55	55/480
Serie C 220 [202]	03.93-09.96		65/570	65	55	55/480
Serie C 220 CDI [202], [203]	12.97-02.07		75/680	75	95	95/850
Serie C 220 D [202]	08.93-06.99	<b>BAW</b>	75/680	75	95	95/850
Serie C 230 [202], [203], [204]	09.95-04.09		65/570	65	55	55/480
Serie C 230 Kompressor [202], [203]	09.95-04.09		65/570	65	55	55/480



Fahrzeugtyp	Baujahr von–bis	Info	Ah/A (EN)	CARTEC	Ah/A (EN)
				Alternativ	
Serie C 230 4MATIC [204]	09.95-04.09		65/570	65	55/480
Serie C 240 [202], [203]	09.95-04.09		65/570	65	55/480
Serie C 250 D, -Turbo [202]	05.93-04.00	<b>BAW</b>	75/680	75	95/850
Serie C 270 CDI [203]	12.00-08.04		75/680	75	95/850
Serie C 280 [202]	05.93-04.00		75/680	75	95/850
Serie C 280 [203]	09.05-02.07		75/680	75	95/850
Serie C 280, -4MATIC, 300 4MATIC [204]	03.07-01.11		65/570	65	55/480
Serie C 320, -CDI [203]	05.00-05.07		75/680	75	95/850
Serie C 350, -4MATIC [204]	01.01-12.10		65/570	65	55/480
Serie C (Sportcoupé) 160 Kompressor [203]	01.01-12.10		65/570	65	55/480
Serie C (Sportcoupé) 180 [203], +Kompressor	01.01-12.10		65/570	65	55/480
Serie C (Sportcoupé) 200 CDI [203]	03.03-02.08		75/680	75	95/850
Serie C (Sportcoupé) 200 Kompressor [203]	01.01-02.08		65/570	65	55/480
Serie C (Sportcoupé) 220 CDI [203]	01.01-02.08		75/680	75	95/850
Serie C (Sportcoupé) 230 [203]	05.96-04.10		65/570	65	55/480
Serie C (Sportcoupé) 230 Kompressor [203]	05.96-04.10		65/570	65	55/480
Serie C (T-Modell) 180 [202], [203]	05.96-04.10		65/570	65	55/480
Serie C (T-Modell) 180 Kompressor [203], [204]	05.96-04.10		65/570	65	55/480
Serie C (T-Modell) 200 [202]	05.96-04.10		65/570	65	55/480
Serie C (T-Modell) 200 CDI [202]	03.98-02.01		75/680	75	95/850
Serie C (T-Modell) 200 CDI [203]	10.01-08.07		75/680	75	95/850
Serie C (T-Modell) 200 Kompressor [202], [203], [204]	04.00-04.10		65/570	65	55/480
Serie C (T-Modell) 220 CDI [202], [203]	12.97-08.07		75/680	75	95/850
Serie C (T-Modell) 230 [202], [203], [204]	05.96-04.09		65/570	65	55/480
Serie C (T-Modell) 230 Kompressor [202], [203]	05.96-04.09		65/570	65	55/480
Serie C (T-Modell) 240 [202], [203]	05.96-04.09		65/570	65	55/480
Serie C (T-Modell) 250 D Turbo [202]	05.96-08.04		75/680	75	95/850
Serie C (T-Modell) 270 CDI [203]	05.96-08.04		75/680	75	95/850
Serie C (T-Modell) 280 [203]	06.05-08.07		75/680	75	95/850
Serie C (T-Modell) 280 [204]	09.07-01.11		65/570	65	55/480
Serie C (T-Modell) 300 [204]	09.07-01.11		65/570	65	55/480
Serie C (T-Modell) 320, -CDI [203]	01.01-08.07		75/680	75	95/850
Serie C (T-Modell) 350 [204]	09.07-12.10		65/570	65	55/480
Serie CLC 180 Kompressor [203]	09.07-12.10		65/570	65	55/480
Serie CLC 200 CDI [203]	03.08-05.10		75/680	75	95/850
Serie CLC 200 Kompressor [203]	03.08-05.10		65/570	65	55/480
Serie CLC 220 CDI [203]	03.08-05.10		75/680	75	95/850
Serie CLC 230 [203]	03.08-05.10		65/570	65	55/480
Serie CLC 350 [203]	03.08-05.10		75/680	75	95/850
Serie CLK (Cabrio) 63 AMG [209]	09.06-12.09		95/850	95	75/680
Serie CLK (Cabrio) 200, -Kompressor [208]	06.98-01.03		65/570	65	55/480
Serie CLK (Cabrio) 200 Kompressor [209]	10.06-12.09		65/570	65	55/480
Serie CLK (Cabrio) 230 Kompressor [208]	06.98-01.03		65/570	65	55/480
Serie CLK (Cabrio) 280 [209]	06.98-12.09		75/680	75	95/850
Serie CLK (Cabrio) 320 [208], [209]	06.98-12.09		75/680	75	95/850
Serie CLK (Cabrio) 320 CDI [209]	04.05-12.09		95/850	95	75/680
Serie CLK (Cabrio) 350 [209]	09.98-12.09		75/680	75	95/850
Serie CLK (Cabrio) 430 [208]	09.98-12.09		75/680	75	95/850
Serie CLK (Cabrio) 500 [209]	09.98-12.09		75/680	75	95/850
Serie CLK (Coupé) 63 AMG [209]	09.06-04.09		95/850	95	75/680
Serie CLK (Coupé) 200, -Kompressor [208]	06.97-04.02		65/570	65	55/480
Serie CLK (Coupé) 200 Kompressor [209]	09.02-04.09		65/570	65	55/480
Serie CLK (Coupé) 220 CDI [209]	04.05-04.09		75/680	75	95/850
Serie CLK (Coupé) 230 Kompressor [208]	06.97-03.05		65/570	65	55/480
Serie CLK (Coupé) 240 [209]	06.97-03.05		65/570	65	55/480
Serie CLK (Coupé) 270 CDI [209]	01.97-04.09		75/680	75	95/850
Serie CLK (Coupé) 280 [209]	01.97-04.09		75/680	75	95/850
Serie CLK (Coupé) 320 [208]	01.97-04.09		75/680	75	95/850
Serie CLK (Coupé) 320 [209]	05.02-03.05		65/570	65	55/480
Serie CLK (Coupé) 320 CDI [209]	04.05-04.09		75/680	75	95/850
Serie CLK (Coupé) 350 [209]	04.05-04.09		75/680	75	95/850
Serie CLK (Coupé) 430 [208]	09.98-04.02		75/680	75	95/850
Serie CLK (Coupé) 500 [209]	05.02-07.06		65/570	65	55/480
Serie CLK (Coupé) 500 [209]	09.06-04.09		75/680	75	95/850
Serie E 200 [124]	07.93-02.01		65/570	65	55/480
Serie E 200 [210]	07.93-02.01		65/570	65	55/480
Serie E 200 CDI [210]	07.98-03.02		75/680	75	95/850
Serie E 200 D [124]	07.93-06.95	<b>BAW</b>	75/680	75	95/850
Serie E 200 Kompressor [210]	09.00-03.02		65/570	65	55/480
Serie E 220 [124]	07.93-06.95		65/570	65	55/480
Serie E 220 CDI [210]	06.95-03.02		75/680	75	95/850

A Für Fahrzeuge mit Start-/Stopp-Automatik  
 BAW Bei Einbau der Alternativtype  
 Batteriewanne auswechseln



Fahrzeugtyp	Baujahr von–bis	Info	Ah/A (EN)	CARTEC	Alternativ	Ah/A (EN)
Serie E 220 D [210]	06.95-05.99		75/680	75	95	95/850
Serie E 230, 240 [210]	06.95-03.02		65/570	65	55	55/480
Serie E 250 D [124]	07.93-06.95	<b>BAW</b>	75/680	75	95	95/850
Serie E 270 CDI [210]	07.93-01.03		75/680	75	95	95/850
Serie E 280 [124], [210]	07.93-01.03		75/680	75	95	95/850
Serie E 290 D Turbo [210]	07.93-01.03		75/680	75	95	95/850
Serie E 300 D [124]	07.93-06.95	<b>BAW</b>	75/680	75	95	95/850
Serie E 300 D, -Turbo [210]	07.93-08.03		75/680	75	95	95/850
Serie E 320 [124]	07.93-08.03		75/680	75	95	95/850
Serie E 320 [210]	07.93-08.03		75/680	75	95	95/850
Serie E 320 CDI [210]	07.93-08.03		75/680	75	95	95/850

## MERCEDES-BENZ

Serie E 420 [124], [210]	07.93-08.03		75/680	75	95	95/850
Serie E 430 [210]	07.93-08.03		75/680	75	95	95/850
Serie E (Cabrio) 200, 220 [124]	07.93-06.98		65/570	65	55	55/480
Serie E (Cabrio) 320 [124]	05.93-06.98		75/680	75	95	95/850
Serie E (Coupé) 200, 220 [124]	07.93-06.97		65/570	65	55	55/480
Serie E (Coupé) 320 [124]	07.93-06.98		75/680	75	95	95/850
Serie E (T-Modell) 200 [124]	07.93-05.96		65/570	65	55	55/480
Serie E (T-Modell) 200 [210]	05.96-01.03		65/570	65	55	55/480
Serie E (T-Modell) 200 Kompressor [210]	09.00-01.03		65/570	65	55	55/480
Serie E (T-Modell) 220 [124]	07.93-05.96		65/570	65	55	55/480
Serie E (T-Modell) 220 CDI [210]	07.98-01.03		75/680	75	95	95/850
Serie E (T-Modell) 230, 240 [210]	05.96-01.03		65/570	65	55	55/480
Serie E (T-Modell) 250 D [124]	07.93-05.96	<b>BAW</b>	75/680	75	95	95/850
Serie E (T-Modell) 270 CDI [210]	07.93-01.03		75/680	75	95	95/850
Serie E (T-Modell) 280 [124], [210]	07.93-01.03		75/680	75	95	95/850
Serie E (T-Modell) 280 4MATIC [210]	07.93-01.03		75/680	75	95	95/850
Serie E (T-Modell) 290 D Turbo [210]	07.93-01.03		75/680	75	95	95/850
Serie E (T-Modell) 300 D [124]	07.93-05.96	<b>BAW</b>	75/680	75	95	95/850
Serie E (T-Modell) 300 D Turbo [124]	07.93-05.96	<b>BAW</b>	75/680	75	95	95/850
Serie E (T-Modell) 300 D Turbo [210]	07.93-02.03		75/680	75	95	95/850
Serie E (T-Modell) 320 [124], [210]	07.93-02.03		75/680	75	95	95/850
Serie E (T-Modell) 320 CDI [210]	07.93-02.03		75/680	75	95	95/850
Serie E (T-Modell) 320 4MATIC [210]	07.93-02.03		75/680	75	95	95/850
Serie E (T-Modell) 420 [210]	07.93-02.03		75/680	75	95	95/850
Serie E (T-Modell) 430 [210]	07.93-02.03		75/680	75	95	95/850
Serie E (T-Modell) 430 4MATIC [210]	07.93-02.03		75/680	75	95	95/850
Serie G 55 AMG Kompressor [463]	10.01→		95/850	95	75	75/680
Serie G 55 AMG Kompressor [463]	04.04→		95/850	95	75	75/680
Serie G 270 CDI [463]	10.01→		95/850	95	75	75/680
Serie G 300 D [460]	12.79-08.91		95/850	95	75	75/680
Serie G 300 D [463]	09.89-07.97		95/850	95	75	75/680
Serie G 300 D Turbo [463]	09.96-11.00		95/850	95	75	75/680
Serie G 320 CDI [463]	09.06→		95/850	95	75	75/680
Serie G 350 D Turbo [463]	09.93-06.96		95/850	95	75	75/680
Serie G 400 CDI [463]	12.00→		95/850	95	75	75/680
Serie GL 320 - 500, -CDI -4MATIC [164]	12.00→		95/850	95	75	75/680
Serie ML 350, 400 CDI [163]	12.00→		95/850	95	75	75/680
Serie ML 430 [163]	09.98-07.02		95/850	95	75	75/680
Serie S 260 SE [126]	09.85-06.91		75/680	75	95	95/850
Serie S 280 [140]	06.93-09.98		95/850	95	75	75/680
Serie S 300 SE [126]	09.85-06.91		75/680	75	95	95/850
Serie S 320 [140]	03.93-09.98		95/850	95	75	75/680
Serie S 320 [220]	10.98-08.02		95/850	95	75	75/680
Serie S 320 CDI [220]	06.99-08.02		95/850	95	75	75/680
Serie S 350 D Turbo [140]	09.93-06.96		95/850	95	75	75/680
Serie S 400 CDI [220]	06.99-08.03		95/850	95	75	75/680
Serie S 420 [140]	06.93-09.98		95/850	95	75	75/680
Serie S 420 SE [126]	09.85-06.91		75/680	75	95	95/850
Serie S 430 [220]	10.98-01.06		95/850	95	75	75/680
Serie S 500 [140]	06.93-09.98		95/850	95	75	75/680
Serie S 500 [220]	10.98-08.06		95/850	95	75	75/680
Serie S 500 SE [126]	09.85-06.91		75/680	75	95	95/850
Serie S 500 SE, SEL [140]	02.91-05.93		95/850	95	75	75/680
Serie S 560 SEL [126]	09.85-06.91		75/680	75	95	95/850
Serie S (Coupé) 420 SE - 560 SE [126]	09.85-06.91		75/680	75	95	95/850
Serie SLK 32 AMG Kompressor [170]	06.99-03.04		65/570	65	55	55/480
Serie SLK 55 AMG [171]	04.04-11.10		75/680	75	95	95/850
Serie SLK 200 [170] + Kompressor	09.96-03.04		65/570	65	55	55/480
Serie SLK 200 Kompressor [171]	04.04-11.10		75/680	75	95	95/850
Serie SLK 230 Kompressor [170]	09.96-03.04		65/570	65	55	55/480
Serie SLK 280, 300 [171]	05.05-11.10		75/680	75	95	95/850
Serie SLK 320 [170]	06.99-03.04		65/570	65	55	55/480
Serie SLK 350 [171]	04.04-02.11		75/680	75	95	95/850
Serie V 200 CDI, 220 CDI [638 TON]	06.99-09.03		95/850	95	75	75/680
Serie V 230, -TD [638 TON]	04.96-09.03		95/850	95	75	75/680
Serie V 280 [638 TON]	04.96-09.03		95/850	95	75	75/680
Serie 124 200 [124]	12.84-10.90		65/570	65	55	55/480

Fahrzeugtyp	Baujahr von-bis	Info	Ah/A (EN)	CARTEC	Ah/A (EN) Alternativ
Serie 124 200 D [124]	12.84-06.93	<b>BAW</b>	75/680	<b>75</b>	95 95/850
Serie 124 200 E, 220 E, 230 E [124]	12.84-06.93		65/570	<b>65</b>	55 55/480
Serie 124 250 D [124]	04.85-06.93	<b>BAW</b>	75/680	<b>75</b>	95 95/850
Serie 124 260 E, 280 E [124]	09.85-06.93		75/680	<b>75</b>	95 95/850
Serie 124 300 D, -Turbo [124]	01.85-06.93	<b>BAW</b>	75/680	<b>75</b>	95 95/850
Serie 124 300 E [124]	01.85-08.93		75/680	<b>75</b>	95 95/850
Serie 124 300 E-24V [124]	01.85-08.93		75/680	<b>75</b>	95 95/850
Serie 124 500 E [124]	01.85-08.93		75/680	<b>75</b>	95 95/850
Serie 124 (Cabrio) 300 E-24V [124]	01.85-08.93		75/680	<b>75</b>	95 95/850
Serie 124 (Coupé) 220 E, 230 E [124]	03.87-06.93		65/570	<b>65</b>	55 55/480
Serie 124 (Coupé) 300 E [124]	09.85-06.93		75/680	<b>75</b>	95 95/850
Serie 124 (Coupé) 300 E-24V [124]	09.85-06.93		75/680	<b>75</b>	95 95/850
Serie 124 (Coupé) 320 E [124]	09.85-06.93		75/680	<b>75</b>	95 95/850
Serie 124 (T-Modell) 200 D [124]	09.85-06.93		75/680	<b>75</b>	95 95/850
Serie 124 (T-Modell) 200 E, 220 E, 230 E [124]	09.85-08.93		65/570	<b>65</b>	55 55/480
Serie 124 (T-Modell) 250 D [124]	01.85-06.93		75/680	<b>75</b>	95 95/850
Serie 124 (T-Modell) 300 D [124]	01.85-06.93		75/680	<b>75</b>	95 95/850
Serie 124 (T-Modell) 300 E [124]	01.85-06.93		75/680	<b>75</b>	95 95/850
Serie 124 (T-Modell) 300 E-24V [124]	01.85-06.93		75/680	<b>75</b>	95 95/850
Serie 190 190 2.0 [201]	09.88-08.93		65/570	<b>65</b>	55 55/480
Serie 190 190 D 2.0 [201]	09.85-08.93	<b>BAW</b>	75/680	<b>75</b>	95 95/850
Serie 190 190 D 2.5 [201] + TURBO	09.85-08.93	<b>BAW</b>	75/680	<b>75</b>	95 95/850
Serie 190 190 E 1.8 [201]	03.90-08.93		45/400	<b>45</b>	55 55/480
Serie 190 190 E 2.0 [201]	08.84-09.93		65/570	<b>65</b>	55 55/480
Serie 190 190 E 2.3 [201]	08.84-09.93		65/570	<b>65</b>	55 55/480
Serie 190 190 E 2.5-16 Evolution I [201]	08.84-09.93		65/570	<b>65</b>	55 55/480
Sprinter 208-524, -D, -CDI [T1N], [NCV3], James Cook	02.95→		75/680	<b>75</b>	95 95/850
Vaneo 1.6, 1.7 CDI, 1.9 [414]	02.95→		75/680	<b>75</b>	95 95/850
Vario O 814 [T2W]	02.95→		75/680	<b>75</b>	95 95/850
Vario 512-818 D/DA [T2W]	02.95→		75/680	<b>75</b>	95 95/850
Viano 2.0-3.0 CDI [639 TON]	02.95→		75/680	<b>75</b>	95 95/850
Vito 108 CDI [638 TON]	04.99-09.03		95/850	<b>95</b>	75 75/680
Vito 108 D [638 TON]	11.95-09.03		95/850	<b>95</b>	75 75/680
Vito 109 CDI [639 TON]	10.03-07.10		75/680	<b>75</b>	95 95/850
Vito 110 CDI [638 TON]	04.99-09.03		95/850	<b>95</b>	75 75/680
Vito 110 CDI [639 TON]	07.10→		75/680	<b>75</b>	95 95/850
Vito 110 D [638 TON]	11.95-09.03		95/850	<b>95</b>	75 75/680
Vito 111 CDI [639 TON]	10.03-07.10		75/680	<b>75</b>	95 95/850
Vito 112 CDI [638 TON]	04.99-09.03		95/850	<b>95</b>	75 75/680
Vito 113 [638 TON]	11.95-09.03		75/680	<b>75</b>	95 95/850
Vito 113 CDI [639 TON]	07.10→		75/680	<b>75</b>	95 95/850
Vito 114 [638 TON]	11.95→		75/680	<b>75</b>	95 95/850
Vito 115-122, -CDI [639 TON]	11.95→		75/680	<b>75</b>	95 95/850
2t 208 D, 2t 210, 2t 210 D, 3t 308 D, 3t 310 D, 4t 410 D	08.82-06.95		75/680	<b>75</b>	95 95/850

#### MINI (BMW)

Mini Cooper [R 50]	06.01-11.06		45/400	<b>45</b>	55 55/480
Mini Cooper S [R 53]	06.01-11.06		45/400	<b>45</b>	55 55/480
MINI Coupé Cooper [R58]	09.11→	<b>A</b>	75/680	<b>75</b>	
Mini John Cooper Works [R 53]	06.01-11.06		45/400	<b>45</b>	55 55/480
Mini One 1.4 D [R 50]	03.03-11.06		75/680	<b>75</b>	
Mini One 1.6i [R 50]	06.01-02.09		45/400	<b>45</b>	55 55/480
Mini Cabrio Cooper [R 52]	06.01-02.09		45/400	<b>45</b>	55 55/480
Mini Cabrio Cooper S [R 52]	06.01-02.09		45/400	<b>45</b>	55 55/480
Mini Cabrio John Cooper Works [R 52]	06.01-02.09		45/400	<b>45</b>	55 55/480
Mini Cabrio One [R 52]	06.01-02.09		45/400	<b>45</b>	55 55/480

#### MITSUBISHI

Carisma 1.6 i 16V [DA]	05.96-12.03		65/570	<b>65</b>	55 55/480
Carisma 1.8 GDI [DA]	05.96-12.03		75/680	<b>75</b>	
Carisma 1.8 i 16V [DA]	05.96-12.03		75/680	<b>75</b>	
Carisma Hatchback 1.6 i 16V [DA]	05.95-12.03		65/570	<b>65</b>	55 55/480
Carisma Hatchback 1.8 GDI [DA]	05.95-12.03		75/680	<b>75</b>	
Carisma Hatchback 1.8 i 16V [DA]	05.95-12.03		75/680	<b>75</b>	
Carisma Hatchback 1.9 DI-D [DA]	05.95-12.03		75/680	<b>75</b>	
Colt 1.1 [CZ]	04.04→		45/400	<b>45</b>	55 55/480
Colt 1.3 [CZ]	04.04→		45/400	<b>45</b>	55 55/480
Colt 1.5 [CZ]	04.04→		45/400	<b>45</b>	55 55/480
Colt 1.5 DI-D [CZ]	08.04-09.08		65/570	<b>65</b>	55 55/480
Colt 1.5 Turbo [CZ]	01.05→		75/680	<b>75</b>	
Colt Cabrio 1.5 [CZ]	06.98-04.10		65/570	<b>65</b>	55 55/480
Colt Cabrio 1.5 Turbo [CZ]	06.98-04.10		65/570	<b>65</b>	55 55/480
Lancer 1.3 i, 1.6 i, 2.0 i [CS/CT]	06.98-04.10		65/570	<b>65</b>	55 55/480

A Für Fahrzeuge mit Start-/Stopp-Automatik  
 BAW Bei Einbau der Alternativtype  
 Batteriewanne auswechseln



MERCEDES-BENZ • MINI (BMW)  
 MITSUBISHI • NISSAN

Fahrzeugtyp	Baujahr von–bis	Info	Ah/A (EN)	CARTEC	Alternativ	Ah/A (EN)
Lancer Station Wagon 1.6 i [CS/CT]	06.98-04.10		65/570	65	55	55/480
Lancer Station Wagon 2.0 i [CS/CT]	06.98-04.10		65/570	65	55	55/480
Pajero Pinin 1.8, 1.8 GDI, 2.0 GDI [H]	06.98-04.10		65/570	65	55	55/480
Spacestar 1.3 i, 1.6 i [DG]	06.98-04.10		65/570	65	55	55/480
Spacestar 1.8 GDI [DG]	08.98-08.02		75/680	75		
Spacestar 1.8 i [DG]	09.02-12.04		65/570	65	55	55/480
Spacestar 1.9 DI-D [DG]	06.00-12.04		75/680	75		

## NISSAN

Almera Hatchback 1.5 D Turbo [N16E]	10.02-11.06		75/680	75	65	65/570
Almera Hatchback 1.5 i, 1.8 i [N16E]	01.00-11.06		45/400	45	55	55/480
Almera Hatchback 2.2 D Turbo [N16E]	01.00-11.06		75/680	75	65	65/570
Almera Sedan 1.5 i [N16]	04.00-12.05		45/400	45	55	55/480

## NISSAN

Almera Sedan 1.5 i [N16E]	04.00-12.05		45/400	45	55	55/480
Almera Tino 1.8 i, 2.0 i [V10M]	04.00-12.05		45/400	45	55	55/480
Almera Tino 2.2 D Turbo [V10M]	05.00-12.05		75/680	75	65	65/570
Interstar 1.9 D Turbo dCi 80 [X70]	07.02→		95/850	95	85	85/800
Interstar 2.2 D Turbo dCi 90 [X70]	07.02→		95/850	95	85	85/800
Interstar 2.5 D Turbo dCi 100 [X70]	07.02→		95/850	95	85	85/800
Interstar 2.5 D Turbo dCi 120 [X70]	07.02→		95/850	95	85	85/800
Interstar 3.0 D Turbo dCi 140 [X70]	07.02→		95/850	95	85	85/800
Kubistar 1.1 i 8V, -16V [X76]	07.03→		45/400	45	55	55/480
Kubistar 1.5 D Turbo 60, 70, 80 [X76]	07.03→		75/680	75		
Kubistar 1.6 i [X76]	07.03→		45/400	45	55	55/480
Maxima QX 3.0 i [CA33]	01.00-01.06		75/680	75		
Micra 1.2 i, 1.4 i [K12E]	11.02→		45/400	45	55	55/480
Micra 1.5 D Turbo [K12E]	02.03→		55/480	55	65	65/570
Micra 1.6 i [K12E]	06.05→	<b>BAD</b>	45/400	45	55	55/480
Micra CC 1.4 i, 1.6 i [K12E]	09.05→	<b>BAD</b>	55/480	55	65	65/570
Micra IV 1.2 DIG [K13]	04.11→	<b>A</b>	65/570	65		
Note 1.4 [E11E]	01.06→		45/400	45	55	55/480
Note 1.5 dCi 86, 105 [E11]	01.06→		55/480	55	65	65/570
Note 1.6 [E11]	01.06→		45/400	45	55	55/480
Pathfinder 2.5 dCi 4x4 [R51]	01.05-12.09		75/680	75		
Pathfinder 4.0 4x4 [R51]	12.01→		65/570	65	55	55/480
Primera 1.6 [P12E]	12.01→		65/570	65	55	55/480
Primera 1.8 [P12E]	12.01→		65/570	65	55	55/480
Primera 1.9 D Turbo [P12E]	01.03-07.10		75/680	75		
Primera 2.0 [P12E]	12.01-07.10		65/570	65	55	55/480
Primera 2.2 D Turbo [P12E]	12.01-09.10		75/680	75		
Primera Hatchback 1.6 [P10E]	06.90-05.93		45/400	45	55	55/480
Primera Hatchback 1.6 [P12E]	05.02-06.10		65/570	65	55	55/480
Primera Hatchback 1.6 i [P11E]	06.96-12.01		65/570	65	55	55/480
Primera Hatchback 1.8 [P12E]	05.02-07.10		65/570	65	55	55/480
Primera Hatchback 1.8 i [P11E]	06.99-12.01		65/570	65	55	55/480
Primera Hatchback 1.9 D Turbo [P12E]	01.03-07.10		75/680	75		
Primera Hatchback 2.0 [P12E]	05.02-07.10		65/570	65	55	55/480
Primera Hatchback 2.0 i [P10E]	06.90-05.93		45/400	45	55	55/480
Primera Hatchback 2.0 i [P11E]	06.96-12.01		65/570	65	55	55/480
Primera Hatchback 2.2 D Turbo [P12E]	05.02-09.10		75/680	75		
Primera Sedan 1.6 [P10E]	06.90-05.93		45/400	45	55	55/480
Primera Sedan 1.6 i [P11E]	06.96-12.01		65/570	65	55	55/480
Primera Sedan 1.8 i [P11E]	06.96-12.01		65/570	65	55	55/480
Primera Sedan 2.0 i [P10E]	06.90-05.93		45/400	45	55	55/480
Primera Sedan 2.0 i [P11E]	06.96-06.10		65/570	65	55	55/480
Primera Wagon 1.6, 1.8 [P12E]	06.96-06.10		65/570	65	55	55/480
Primera Wagon 1.6 i, 1.8 i [WP11E]	06.96-06.10		65/570	65	55	55/480
Primera Wagon 1.9 D Turbo [P12E]	01.03-07.10		75/680	75		
Primera Wagon 2.0 [P12E]	12.01-07.10		65/570	65	55	55/480
Primera Wagon 2.0 D Turbo [WP11E]	01.98-12.01		75/680	75		
Primera Wagon 2.0 i [WP11E]	01.98-12.01		65/570	65	55	55/480
Primera Wagon 2.2 D Turbo [P12E]	12.01-09.10		75/680	75		
Qashqai 1.5 dCi [J10]	12.06→	<b>BAD</b>	75/680	75		
Qashqai 1.6 [J10]	12.06→		45/400	45	55	55/480
Qashqai 2.0 [J10]	12.06→	<b>BAD</b>	65/570	65	55	55/480
Qashqai 2.0 dCi, -4x4 [J10]	04.07→	<b>BAD</b>	75/680	75		
Qashqai 2.0 4x4 [J10]	12.06→	<b>BAD</b>	65/570	65	55	55/480
Qashqai+2 1.5 dCi [JJ10]	08.08→	<b>BAD</b>	75/680	75		
Qashqai+2 2.0 [JJ10]	08.08→	<b>BAD</b>	65/570	65	55	55/480
Qashqai+2 2.0 dCi, -4x4 [JJ10]	08.08→	<b>BAD</b>	75/680	75		
Qashqai+2 2.0 4x4 [JJ10]	08.08→	<b>BAD</b>	65/570	65	55	55/480
Terrano II 3.0 D Turbo 4x4 [R20]	02.02-12.06		65/570	65	55	55/480
Tiida 1.5 dCi [C11]	02.07-03.10	<b>BAD</b>	65/570	65	55	55/480
Tiida 1.6, 1.8, 1.8 i [C11]	01.05→	<b>BAD</b>	45/400	45	55	55/480
Tiida Hatchback 1.5 dCi [C11]	03.07→	<b>BAD</b>	65/570	65	55	55/480
Tiida Hatchback 1.6 [C11]	03.07→	<b>BAD</b>	45/400	45	55	55/480
Tiida Hatchback 1.8 [C11]	03.07→	<b>BAD</b>	45/400	45	55	55/480
X-Trail 2.0 4x2 [T30]	06.01-03.07		75/680	75		
X-Trail 2.0 4x4, 2.5 4x4 [T30]	06.01-03.07		75/680	75		

Fahrzeugtyp	Baujahr von–bis	Info	Ah/A (EN)	CARTEC	Ah/A (EN) Alternativ
-------------	--------------------	------	-----------	--------	-------------------------

## OPEL

Agila 1.0 i, 1.0 Twinport, 1.2 i, 1.2 Twinport, 1.3 CDTI [A] [B]	06.00→		45/400	45	55 55/480
Agila 1.2 [B]	11.10→	<b>A</b>	65/570	65	
Agila 1.3 CDTI [B]	03.08→		55/480	55	65 65/570
Astra 1.2 i [G]	09.97-09.03		45/400	45	55 55/480
Astra 1.2 i Twinport, 1.3 CDTI [H]	08.05-03.10		45/400	45	55 55/480
Astra 1.3 CDTI [J]	09.09→		45/400	45	55 55/480
Astra 1.4 i [F]	09.91-02.98		45/400	45	55 55/480
Astra 1.4 i [G]	09.97-09.00		45/400	45	55 55/480
Astra 1.4 i, -Turbo [J]	09.09→		45/400	45	55 55/480
Astra 1.4 Twinport [G]	09.03-01.04		45/400	45	55 55/480
Astra 1.4 Twinport, 1.6 [H]	03.04-03.10		45/400	45	55 55/480
Astra 1.6 i [F]	09.91-02.98		45/400	45	55 55/480
Astra 1.6 i [G]	09.97-01.04		45/400	45	55 55/480
Astra 1.6 i, -Turbo [J]	09.09→		45/400	45	55 55/480
Astra 1.6 i Twinport [G]	03.03-01.04		45/400	45	55 55/480
Astra 1.6 Turbo, Twinport [H]	03.04-03.10		45/400	45	55 55/480
Astra 1.7 CDTI [G]	03.03-01.04		75/680	75	65 65/570
Astra 1.7 CDTI [H]	03.04-03.10		55/480	55	65 65/570
Astra 1.7 CDTI [J]	09.09→		75/680	75	65 65/570
Astra 1.7 DT, DTI [G]	03.98-01.04		75/680	75	65 65/570
Astra 1.7 TD [F]	12.91-02.98		55/480	55	65 65/570
Astra 1.8 i [F]	09.91-08.98		45/400	45	55 55/480
Astra 1.8 i [G]	09.97-01.04		55/480	55	65 65/570
Astra 1.8 i, 1.9 CDTI [H]	03.04-03.10		55/480	55	65 65/570
Astra 2.0 CDTI [J]	09.09→		75/680	75	65 65/570
Astra 2.0 DT, DTI [G]	03.98-01.05		75/680	75	65 65/570
Astra 2.0 i [F]	09.91-02.98		45/400	45	55 55/480
Astra 2.0 i [G]	09.97-01.04		55/480	55	65 65/570
Astra 2.0 Turbo [H]	03.04-03.10		55/480	55	65 65/570
Astra 2.2 DTI, i [G]	09.00-01.04		75/680	75	65 65/570
Astra Cabrio 1.6 i [F]	09.92-08.97		45/400	45	55 55/480
Astra Cabrio 1.6 i, -Twinport [G]	09.00-08.05		45/400	45	55 55/480
Astra Cabrio 1.8 i [F]	09.94-08.98		45/400	45	55 55/480
Astra Cabrio 1.8 i [G]	09.00-08.05		55/480	55	65 65/570
Astra Cabrio 2.0 i [F]	09.91-02.98		45/400	45	55 55/480
Astra Cabrio 2.0 Turbo [G]	03.02-08.05		55/480	55	65 65/570
Astra Cabrio 2.2 DTI, i [G]	09.00-08.05		75/680	75	65 65/570
Astra Caravan 1.2 i [G]	09.97-09.03		45/400	45	55 55/480
Astra Caravan 1.2 Twinport, 1.3 CDTI [H]	08.05-03.10		45/400	45	55 55/480
Astra Caravan 1.4 i [F]	09.91-02.98		45/400	45	55 55/480
Astra Caravan 1.4 i [G]	09.97-09.00		45/400	45	55 55/480
Astra Caravan 1.4 Twinport [H]	08.04-03.10		45/400	45	55 55/480
Astra Caravan 1.6 [H]	03.07→		45/400	45	55 55/480
Astra Caravan 1.6 i [F]	09.91-02.98		45/400	45	55 55/480
Astra Caravan 1.6 i [G]	09.97-06.04		45/400	45	55 55/480
Astra Caravan 1.6 i CNG, -Twinport [G]	09.97-06.04		45/400	45	55 55/480
Astra Caravan 1.6 Turbo [H]	09.07-03.10		45/400	45	55 55/480
Astra Caravan 1.6 Twinport [H]	08.04-03.10		45/400	45	55 55/480
Astra Caravan 1.7 CDTI [G]	03.03-06.04		75/680	75	65 65/570
Astra Caravan 1.7 CDTI [H]	08.04→		55/480	55	65 65/570
Astra Caravan 1.7 D [F]	12.91-08.94		55/480	55	65 65/570
Astra Caravan 1.7 DT, DTI [G]	03.98-06.04		75/680	75	65 65/570
Astra Caravan 1.7 TD [F]	12.91-02.98		55/480	55	65 65/570
Astra Caravan 1.8 [H]	01.11→		45/400	45	55 55/480
Astra Caravan 1.8 i [F]	09.91-08.98		45/400	45	55 55/480
Astra Caravan 1.8 i [G]	09.97-06.04		55/480	55	65 65/570
Astra Caravan 1.8 i, 1.9 CDTI [H]	08.04-03.10		55/480	55	65 65/570
Astra Caravan 2.0 DT, DTI, DTL [G]	03.98-06.04		75/680	75	65 65/570
Astra Caravan 2.0 i [F]	09.91-02.98		45/400	45	55 55/480
Astra Caravan 2.0 i [G]	09.97-06.04		55/480	55	65 65/570
Astra Caravan 2.0 Turbo [H]	08.04-03.10		55/480	55	65 65/570
Astra Caravan 2.2 DTI [G]	09.00-06.04		75/680	75	65 65/570
Astra Caravan 2.2 i [G]	09.00-06.04		75/680	75	65 65/570
Astra Coupé 1.8 i, 2.0 Turbo [G]	09.97-02.05		55/480	55	65 65/570
Astra Coupé 2.2 i [G]	09.00-02.05		75/680	75	65 65/570
Astra GTC 1.3 CDTI, 1.4 Twinport [H]	03.05-09.09		45/400	45	55 55/480
Astra GTC 1.6 i [H]	03.05→		45/400	45	55 55/480
Astra GTC 1.6 Turbo [H]	01.11→		45/400	45	55 55/480
Astra GTC 1.6 Twinport [H]	03.05-03.08		45/400	45	55 55/480
Astra GTC 1.7 CDTI [H]	09.05-03.07		55/480	55	65 65/570
Astra GTC 1.7 CDTI [H]	02.07→		75/680	75	65 65/570
Astra GTC 1.8 i [H]	03.05→		45/400	45	55 55/480
Astra GTC 1.9 [H]	07.05-07.10		55/480	55	65 65/570
Astra GTC 1.9 CDTI, 2.0 Turbo [H]	03.05-09.09		55/480	55	65 65/570

A Für Fahrzeuge mit Start-/Stopp-Automatik  
 BAD Achtung: Batteriewechsel muss mit Diagnosetester am Steuergerät angemeldet werden.



Fahrzeugtyp	Baujahr von–bis	Info	Ah/A (EN)	CARTEC	Alternativ	Ah/A (EN)
Astra TwinTop 1.6 i, 1.6 i Turbo, 1.6 Turbo, 1.8 i [H]	09.05→		45/400	45	55	55/480
Astra TwinTop 1.9 CDTi, 2.0 i Turbo [H]	09.05→		55/480	55	65	65/570
Calibra 2.0 i, 2.0 i Turbo	06.90-03.97		55/480	55	65	65/570
Calibra 2.5 i V6	06.90-03.97		55/480	55	65	65/570
Campo Pick-Up 2.5 D [TF0]	02.89-08.02		75/680	75	65	65/570
Campo Pick-Up 2.5 DI, 3.1 TDS [TF1]	02.89-08.02		75/680	75	65	65/570
Combo 1.3 CDTi [Tour]	09.04→		55/480	55	65	65/570
Combo 1.4 i	09.94-10.01		45/400	45	55	55/480
Combo 1.4 i	09.94→		45/400	45	55	55/480
Combo 1.4 i	04.96-10.01		45/400	45	55	55/480
Combo 1.4 i	08.08→		45/400	45	55	55/480
Combo 1.4 i Twinport, 1.6 CNG, 1.6 i [Tour]	09.94→		45/400	45	55	55/480
Combo 1.7 CDTi, -DI, -DTI [Tour]	09.94→		55/480	55	65	65/570
Combo 1.7 D	09.94→		55/480	55	65	65/570
Corsa 1.0 i [B]	09.96-09.00		45/400	45	55	55/480
Corsa 1.0 i [B], 1.0 i 12V [C]	09.96-08.03		45/400	45	55	55/480

## OPEL

Corsa 1.0 S [A]	09.82-08.94		45/400	45	55	55/480
Corsa 1.0 Twinport [C]	09.03-09.06		45/400	45	55	55/480
Corsa 1.2 [A]	01.87-08.94		45/400	45	55	55/480
Corsa 1.2 i [A]	09.90-08.94		45/400	45	55	55/480
Corsa 1.2 i [B]	03.93-08.00		45/400	45	55	55/480
Corsa 1.2 i Twinport [C]	07.04-09.06		45/400	45	55	55/480
Corsa 1.2 i Twinport [D]	07.06→		45/400	45	55	55/480
Corsa 1.2 i 16V [C]	09.00-06.04		45/400	45	55	55/480
Corsa 1.2 LPG [D]	09.09→		45/400	45	55	55/480
Corsa 1.3 CDTi [C]	09.03-09.06		55/480	55	65	65/570
Corsa 1.3 CDTi [D]	07.06→		75/680	75	65	65/570
Corsa 1.3 i [A]	09.85-12.92		45/400	45	55	55/480
Corsa 1.4 i	01.00→		45/400	45	55	55/480
Corsa 1.4 i [A]	01.90-08.94		45/400	45	55	55/480
Corsa 1.4 i [B]	03.93-09.00		45/400	45	55	55/480
Corsa 1.4 i Sail	03.93→		45/400	45	55	55/480
Corsa 1.4 i 16V [C]	03.93→		45/400	45	55	55/480
Corsa 1.4 LPG [D]	09.09→		45/400	45	55	55/480
Corsa 1.4 Twinport [C]	09.03-09.06		45/400	45	55	55/480
Corsa 1.4 Twinport [D]	07.06→		45/400	45	55	55/480
Corsa 1.5 TD, XTD [B]	03.93-08.00		55/480	55	65	65/570
Corsa 1.6 i GSI [B]	03.93-08.99		45/400	45	55	55/480
Corsa 1.6 i OPC Turbo [D]	02.07→		45/400	45	55	55/480
Corsa 1.6 i Turbo [D]	02.07→		45/400	45	55	55/480
Corsa 1.7 CDTi [C]	09.03-09.06		55/480	55	65	65/570
Corsa 1.7 CDTi [D]	07.06→		75/680	75	65	65/570
Corsa 1.7 D [B]	03.93-08.03		55/480	55	65	65/570
Corsa 1.7 DI, DTI [C]	03.93-08.03		55/480	55	65	65/570
Corsa 1.8 i 16V [C]	09.01-08.05		45/400	45	55	55/480
Frontera 2.0 i, 2.2 i, 2.3 TD, 2.4 i [A]	09.91-09.04		75/680	75		
Frontera 2.2 DTI, 2.2 i, 3.2 i [B]	09.91-09.04		75/680	75		
GT 2.0 Turbo [B]	06.07-12.09		75/680	75	65	65/570
Insignia 1.6 [68], 1.6 [69], 1.8 [69]	09.08→		55/480	55	65	65/570
Insignia 2.0 CDTi [68], [69]	09.08→		75/680	75		
Insignia 2.0 CDTi 4x4 [68], [69]	09.08→		75/680	75		
Insignia 2.0 Turbo 4x4 [68], [69]	09.08→		75/680	75	65	65/570
Insignia Sports Tourer 1.6, 1.8 [35]	02.09→		55/480	55	65	65/570
Insignia Sports Tourer 2.0 CDTi, -4x4 [35]	02.09→		75/680	75		
Insignia Sports Tourer 2.0 Turbo 4x4 [35]	02.09→		75/680	75	65	65/570
Kadett 1.3 - 1.8 i [E]	09.84-08.91		45/400	45	55	55/480
Kadett 2.0 i [E]	09.86-08.91		55/480	55	65	65/570
Meriva 1.3 CDTi [A], [B], 1.4 i Twinport [A], 1.6 i [A]	03.03→		55/480	55	65	65/570
Meriva 1.6 i OPC Turbo [A]	09.05-03.10		45/400	45	55	55/480
Meriva 1.6 i 16V Twinport [A]	03.03-03.10		55/480	55	65	65/570
Meriva 1.7 CDTi, DTI [A]	03.03-03.10		75/680	75	65	65/570
Meriva 1.8 i 16V [A]	03.03-03.10		55/480	55	65	65/570
Movano 2.5 DTI [A]	10.01-03.10		95/850	95	85	85/800
Omega 2.0 DTI Turbo [B]	09.97-08.00		75/680	75	65	65/570
Omega 2.0 i [A], [B]	09.86-08.99		55/480	55	65	65/570
Omega 2.2 DTI [B]	09.99-09.03		75/680	75	65	65/570
Omega 2.2 i [B]	09.99-09.03		75/680	75	65	65/570
Omega 2.4 i [A]	09.88-03.94		55/480	55	65	65/570
Omega 2.5 i [B]	04.94-11.00		75/680	75	65	65/570
Omega 2.6 i [A]	09.90-03.94		55/480	55	65	65/570
Omega 2.6 i [B]	09.00-09.03		75/680	75	65	65/570
Omega 3.0 i [A], [B]	09.89-03.94		55/480	55	65	65/570
Omega 3.2 i [B]	04.94-09.03		75/680	75	65	65/570
Senator 3.0 i [B]	01.88-09.93		55/480	55	65	65/570
Senator 3.0 i 24V [B]	01.88-09.93		55/480	55	65	65/570
Signum 1.8 i	05.03-09.08		55/480	55	65	65/570
Signum 1.9 CDTi, 2.0 Turbo, 2.2 Direct, 2.2 DTI, 2.8 V6 Turbo	05.03-09.08		75/680	75	65	65/570
Signum 3.0 CDTi	05.03-09.08		75/680	75	65	65/570
Signum 3.0 CDTi	09.05-09.08		95/850	95	85	85/800
Signum 3.2 V6, 2.2 i 16V	05.03-09.05		75/680	75	65	65/570
Sintra 2.2 TD, 3.0 i 24V	09.96-09.99	JEA	55/480	55	65	65/570

Fahrzeugtyp	Baujahr von–bis	Info	Ah/A (EN)	CARTEC	Ah/A (EN)	
				Alternativ		
Speedster 2.2 i	09.00-09.06		45/400	45	55	55/480
Tigra 1.4 i, 1.6 i [A]	09.94-08.99		45/400	45	55	55/480
Tigra TwinTop 1.3 CDTI, 1.4 i, 1.8 i [B]	06.04-12.09		55/480	55	65	65/570
Vectra 1.6 i [A]	09.93-08.95		45/400	45	55	55/480
Vectra 1.6 i [B]	09.96-07.03		45/400	45	55	55/480
Vectra 1.6 i, -GTS [C]	09.01-10.08		65/570	65	55	55/480
Vectra 1.6 i KAT [A]	09.88-08.95		45/400	45	55	55/480
Vectra 1.6 i 16V [B]	09.95-09.02		45/400	45	55	55/480
Vectra 1.7 TD [A]	03.90-08.95		75/680	75	65	65/570
Vectra 1.8, 1.8 i [A]	09.89-08.95		45/400	45	55	55/480
Vectra 1.8 i [C]	09.01-10.08		65/570	65	55	55/480
Vectra 1.8 i GTS [C]	09.01-10.08		65/570	65	55	55/480
Vectra 1.8 i 16V [B]	09.95-09.00		45/400	45	55	55/480
Vectra 1.8 i 16V [B]	09.95-09.03		45/400	45	55	55/480
Vectra 2.0 DI [B]	09.96-08.02		75/680	75	65	65/570
Vectra 2.0 DTI [B]	09.96-08.02		75/680	75	65	65/570
Vectra 2.0 i [A]	09.88-09.02		55/480	55	65	65/570
Vectra 2.0 i 16V [A], [B]	09.88-09.02		55/480	55	65	65/570
Vectra 2.0 Turbo GTS [C]	03.03-10.08		75/680	75		
Vectra 2.2 Direct, -GTS [C]	03.03-10.08		75/680	75		
Vectra 2.2 DTI [B]	09.00-09.03		75/680	75	65	65/570
Vectra 2.2 i [C]	09.01-09.05		75/680	75		
Vectra 2.2 i GTS [C]	09.01-09.05		75/680	75		
Vectra 2.2 i 16V [B]	02.93-09.03		55/480	55	65	65/570
Vectra 2.5 i [A]	02.93-09.03		55/480	55	65	65/570
Vectra 2.5 i V6 [B]	02.93-09.03		55/480	55	65	65/570
Vectra 3.2 i, -GTS [C]	08.02-09.05		75/680	75		
Vectra Caravan 1.6 i 16V [B]	09.96-09.02		45/400	45	55	55/480
Vectra Caravan 1.8 i [C]	09.03-10.08		65/570	65	55	55/480
Vectra Caravan 1.8 i 16V [B]	09.95-09.00		45/400	45	55	55/480
Vectra Caravan 1.8 i 16V [B]	09.95-09.03		45/400	45	55	55/480
Vectra Caravan 2.0 DI, DTI [B]	09.96-09.03		75/680	75	65	65/570
Vectra Caravan 2.0 i 16V [B]	09.95-09.02		55/480	55	65	65/570
Vectra Caravan 2.0 Turbo, 2.2 Direct [C]	09.03-10.08		75/680	75		
Vectra Caravan 2.2 DTI [B]	09.00-09.03		75/680	75	65	65/570
Vectra Caravan 2.2 i 16V [B]	09.00-09.03		55/480	55	65	65/570
Vectra Caravan 2.5 i V6 [B]	09.96-06.00		55/480	55	65	65/570
Vectra Caravan 3.2 i [C]	03.01→		75/680	75		
Vivaro 2.0 16V	03.01→		75/680	75		
Zafira 1.6 CNG [B]	09.05-03.10		45/400	45	55	55/480
Zafira 1.6 CNG Turbo [B]	03.09→		45/400	45	55	55/480
Zafira 1.6 i [A], [B]	09.99→		45/400	45	55	55/480
Zafira 1.6 i CNG [A]	09.99→		45/400	45	55	55/480
Zafira 1.7 CDTI [B]	03.08→		65/570	65	55	55/480
Zafira 1.8 i [A]	03.99-07.05		55/480	55	65	65/570
Zafira 1.8 i [B]	07.05-02.10		45/400	45	55	55/480
Zafira 1.9 CDTI [B]	07.05→		55/480	55	65	65/570
Zafira 2.0 DI [A]	03.99-07.05		75/680	75	65	65/570
Zafira 2.0 DTI [A]	03.99-07.05		75/680	75	65	65/570
Zafira 2.0 Turbo [B]	09.01→		55/480	55	65	65/570
Zafira 2.0 Turbo [A]	09.01→		55/480	55	65	65/570
Zafira 2.2 [A], DTI	09.00-07.05		75/680	75	65	65/570
Zafira 2.2 i Direct [B]	07.05→		55/480	55	65	65/570

## PEUGEOT

Bipper 1.4 HDi [A9]	02.08→		65/570	65	55	55/480
Bipper 1.4 i [A9]	02.08→		45/400	45	55	55/480
Bipper Tepee 1.3 HDi 75	10.10→	<b>A</b>	65/570	65		
Boxer 2.0, 2.2 HDi [U5]	02.94-05.06		75/680	75		
Boxer 2.5 D [U3]	02.94-02.02		95/850	95	85	85/800
Boxer 2.5 D [U3]	02.94-05.06		75/680	75		
Boxer 2.5 D Turbo [U3]	02.94-02.02		75/680	75		
Boxer 2.5 TDi [U3]	10.96-05.06		95/850	95	85	85/800
Boxer 2.8 HDi [U3], [U5]	10.96-05.06		95/850	95	85	85/800
Expert 1.6 HDi [G9]	02.07→		75/680	75		
Expert 1.9 D, Turbo [U64]	09.95-05.00		65/570	65	55	55/480
Expert 2.0 HDi [G9]	10.99→		75/680	75		
Expert 2.0 HDi [U64]	10.99→		75/680	75		
Expert 2.0 i 16V [G9]	10.99→		75/680	75		
J 5 2.5 D, Turbo	09.81-12.93		95/850	95	85	85/800
Partner 1.1 i [M4]	07.96-04.08		45/400	45	55	55/480
Partner 1.4, 1.4 i [M4], [M5]	07.96-04.08		45/400	45	55	55/480
Partner 1.6 HDi [M5]	09.05-04.08		65/570	65	55	55/480
Partner 1.6 i 16V [B9]	05.08→		55/480	55	65	65/570
Partner 1.6 i 16V, 1.8 i [M4], [M5]	03.97-04.08		45/400	45	55	55/480
Partner 1.9 D [M4], [M5]	07.96-03.07		65/570	65	55	55/480
Partner 2.0 HDi [M4], [M5]	07.96-03.07		65/570	65	55	55/480
Partner Tepee 1.6 HDi 90	04.10→	<b>A</b>	75/680	75		
106 1.4 i [S1], [S2]	12.92-05.05		45/400	45	55	55/480
106 1.5 D [S2]	05.96-05.05		65/570	65	55	55/480

A Für Fahrzeuge mit Start-/Stopp-Automatik  
JEA Je nach Erstausrüstung-Bestückung



Fahrzeugtyp	Baujahr von–bis	Info	Ah/A (EN)	CARTEC	Alternativ	Ah/A (EN)
106 1.6 i [S2]	07.88-05.05		45/400	45	55	55/480
205 1.1 i, 1.4 i, 1.6 i	07.88-05.05		45/400	45	55	55/480
205 1.9 D	10.87-09.98		75/680	75		
205 1.9 i	10.87-10.94		45/400	45	55	55/480
206 1.1 i [T1]	06.98-10.05		45/400	45	55	55/480
206 1.4 HDi [T1]	09.01-02.09		65/570	65	55	55/480
206 1.4 i, 1.4 16V [T1]	06.98-02.09		45/400	45	55	55/480
206 1.6 HDi [T1]	05.04-03.07		65/570	65	55	55/480
206 1.6 i, 16V [T1]	06.98-08.07		45/400	45	55	55/480
206 1.9 D [T1]	06.98-03.07		65/570	65	55	55/480
206 2.0 HDi, 2.0 i RC, 2.0 i S16, CC 1.6 HDi [T1]	06.98-03.07		65/570	65	55	55/480
206 CC 1.6 i 16V [T1]	09.00-03.07		45/400	45	55	55/480
206 CC 2.0 i S16, Sedan 1.6 i 16V [T1]	09.00-12.10		65/570	65	55	55/480
206 SW 1.1 i [T1]	03.02-10.05		45/400	45	55	55/480
206 SW 1.4 HDi [T1]	03.02-12.06		65/570	65	55	55/480
206 SW 1.4 i, 1.4 i 16V [T1]	03.02-12.06		45/400	45	55	55/480
206 SW 1.6 HDi [T1]	05.04-12.06		65/570	65	55	55/480
206 SW 1.6 i 16V [T1]	03.02-12.06		45/400	45	55	55/480

## PEUGEOT

206 SW 2.0 HDi [T1]	03.02-10.05		65/570	65	55	55/480
207 1.4 HDi [A7]	05.06-04.10	<b>BAD</b>	65/570	65	55	55/480
207 1.4 i [A7]	05.06-06.09		45/400	45	55	55/480
207 1.4 i 16V [A7]	05.06-06.08		45/400	45	55	55/480
207 1.4 VTi [A7]	07.09→		45/400	45	55	55/480
207 1.6 HDi [A7]	05.06-04.11		65/570	65	55	55/480
207 1.6 i, 1.6 i RC [A7]	05.06-02.11		45/400	45	55	55/480
207 1.6 i THP [A7]	04.10→		45/400	45	55	55/480
207 CC 1.6 HDi, 1.6 i [A7]	03.07→		65/570	65	55	55/480
207 SW 1.4 i [A7], Vti	06.07→		45/400	45	55	55/480
207 SW 1.6 HDi [A7]	06.07→		65/570	65	55	55/480
207 SW 1.6 i [A7]	06.07→		45/400	45	55	55/480
306 1.1 i [N3]	01.93-10.03		45/400	45	55	55/480
306 1.4 i, 1.6 i, 1.8 i, 1.8 i 16V [N3], [N5]	01.93-10.03		45/400	45	55	55/480
306 1.9 D [N3] + Turbo	05.93-04.97		65/570	65	55	55/480
306 2.0 HDi [N5]	06.99-10.03		65/570	65	55	55/480
306 Break 1.4 [N5], 1.4 i, 1.6 i, 1.8 i 16 V	05.97-03.02		45/400	45	55	55/480
306 Break 1.9 D Turbo [N5]	05.97-03.02		65/570	65	55	55/480
306 Break 2.0 HDi [N5]	05.97-03.02		65/570	65	55	55/480
306 Cabriolet 1.6 i [N5]	01.93-10.03		45/400	45	55	55/480
306 Cabriolet 1.8 i [N3]	01.93-10.03		45/400	45	55	55/480
306 Cabriolet 1.8 i 16V [N5]	01.93-10.03		45/400	45	55	55/480
306 Cabriolet 2.0 i [N3]	01.93-10.03		45/400	45	55	55/480
306 Cabriolet 2.0 i 16V [N5]	01.93-10.03		45/400	45	55	55/480
307 1.4 HDi, 1.6 HDi, 2.0 HDi, i [T5, T6]	08.00→		65/570	65	55	55/480
307 Break/SW 1.6 HDi, 2.0 HDi, i [T5, T6]	08.00→		65/570	65	55	55/480
307 CC 2.0 HDi, 2.0 i, i Sport [T5, T6]	08.00→		65/570	65	55	55/480
308 1.4 i [T7]	08.00→		65/570	65	55	55/480
308 1.6 HDi [4A_, 4C_]	12.09→	<b>A</b>	75/680	75		
308 1.6 HDi, 2.0 HDi [T7]	09.07→		75/680	75		
308 1.6 i [T7]	09.07→		65/570	65	55	55/480
308 2.0 i, SW 1.6 i [T7]	05.08→		65/570	65	55	55/480
308 SW 1.6 16V	09.07→	<b>A</b>	65/570	65		
308 SW 1.6 HDi	12.09→	<b>A</b>	75/680	75		
309 1.1 i, 1.4 i, 1.6 i	06.90-06.04		45/400	45	55	55/480
405 Break 1.6 i [4]	06.90-06.04		45/400	45	55	55/480
406 1.6 i, 1.8 i 16 V [D8]	06.90-06.04		45/400	45	55	55/480
406 1.8 i, 1.8 i 16 V [D9]	06.90-06.04		45/400	45	55	55/480
406 2.0 HDi [D9]	04.99-06.04		65/570	65	55	55/480
406 2.0 i 16V [D8], [D9]	10.95-06.04		45/400	45	55	55/480
406 Break 1.8 i 16V [D8], [D9]	10.95-06.04		45/400	45	55	55/480
406 Break 2.0 HDi [D9]	04.99-06.04		65/570	65	55	55/480
406 Break 2.0 i 16V [D8], [D9]	10.96-06.04		45/400	45	55	55/480
406 Break 2.1 D Turbo [D8]	10.96-03.99		65/570	65	55	55/480
406 Break 2.2 HDi [D9]	03.00-06.04		65/570	65	55	55/480
406 Coupé 2.0 i 16V [D8]	03.97-03.99		45/400	45	55	55/480
406 Coupé 2.2 HDi [D9]	03.00-02.05		75/680	75		
406 Coupé 3.0 i [D8], [D9]	03.97-03.99		65/570	65	55	55/480
407 1.6 HDi [D2]	05.04→	<b>BAD</b>	75/680	75		
407 1.8 i [D2]	05.04→	<b>BAD</b>	45/400	45	55	55/480
407 2.0 HDi [D2]	05.04→	<b>BAD</b>	75/680	75		
407 2.0 i [D2]	05.04→	<b>BAD</b>	65/570	65	55	55/480
407 2.2 HDi [D2]	05.06→	<b>BAD</b>	75/680	75		
407 2.2 i [D2]	05.04-06.09	<b>BAD</b>	65/570	65	55	55/480
407 2.7 HDi [D2]	05.04-06.09	<b>BAD</b>	65/570	65	55	55/480
407 Coupé 2.0 HDi [D2]	07.07-06.09		75/680	75		
407 Coupé 2.2 i [D2]	10.05-06.09	<b>BAD</b>	65/570	65	55	55/480
407 Coupé 2.7 HDi [D2]	10.05-06.09	<b>BAD</b>	75/680	75		
407 Coupé 3.0 i [D2]	10.05-06.09	<b>BAD</b>	65/570	65	55	55/480
407 SW 1.6 HDi [D2]	05.04→	<b>BAD</b>	75/680	75		
407 SW 1.8 i [D2]	10.05→	<b>BAD</b>	45/400	45	55	55/480
407 SW 2.0 HDi [D2]	05.04→	<b>BAD</b>	75/680	75		
407 SW 2.0 i [D2]	05.04→	<b>BAD</b>	65/570	65	55	55/480
407 SW 2.2 HDi [D2]	09.06→	<b>BAD</b>	75/680	75		
407 SW 2.2 i [D2]	05.04-06.09	<b>BAD</b>	65/570	65	55	55/480
407 SW 2.7 HDi [D2]	05.04-06.09	<b>BAD</b>	65/570	65	55	55/480



Fahrzeugtyp	Baujahr von-bis	Info	Ah/A (EN)	CARTEC	Ah/A (EN) Alternativ
508 1.6 HDi	11.10→	<b>A</b>	75/680	<b>75</b>	
607 2.0 HDi [Z9]	12.94→		75/680	<b>75</b>	
607 2.2 HDi, 2.2 i 16 V, 2.7 HDi, 3.0 i [Z8], [Z9]	12.94→		75/680	<b>75</b>	
806 1.9 D Turbo [U60]	12.94→		75/680	<b>75</b>	
806 2.0 HDi [U60]	12.94→		75/680	<b>75</b>	
806 2.0 i [U60]	06.94-08.02		65/570	<b>65</b>	55 55/480
806 2.0 i Turbo + 16 V [U60]	06.94-08.02		65/570	<b>65</b>	55 55/480
806 2.1 D Turbo [U60]	04.96-08.00		75/680	<b>75</b>	
807 2.0 HDi, 2.0 i 16 V, 2.2 HDi, 2.2 i 16 V [V2]	06.02-05.10		75/680	<b>75</b>	
1007 1.4 HDi [A8]	04.05-01.09		65/570	<b>65</b>	55 55/480
1007 1.4 i [A8]	04.05→		45/400	<b>45</b>	55 55/480
1007 1.6 HDi [A8]	03.07→		65/570	<b>65</b>	55 55/480
1007 1.6 i [A8]	04.05-01.09		45/400	<b>45</b>	55 55/480
3008 1.6 HDi	08.10→	<b>A</b>	75/680	<b>75</b>	
3008 1.6 i, 2.0 HDi [T8]	05.09→		55/480	<b>55</b>	65 65/570
5008 1.6 HDi	08.10→	<b>A</b>	75/680	<b>75</b>	
5008 1.6 i THP, 2.0 HDi [T8]	05.09→		55/480	<b>55</b>	65 65/570

## PORSCHE

911 3.4 24V Carrera, -Cabriolet, Carrera 4 [996]	08.86→		75/680	<b>75</b>	
911 3.6 Carrera [993] [996] [997]	08.86→		75/680	<b>75</b>	
911 3.6 Carrera Cabriolet [996] [997]	08.86→		75/680	<b>75</b>	
911 3.6 Carrera 2 [964]	08.86→		75/680	<b>75</b>	
911 3.6 Carrera 2RS [964]	08.86→		75/680	<b>75</b>	
911 3.6 Carrera 4 [964] [993] [996] [997]	08.86→		75/680	<b>75</b>	
911 3.6 Carrera 4 Cabriolet [996] [997]	08.86→		75/680	<b>75</b>	
911 3.6 Carrera 4S [993]	08.86→		75/680	<b>75</b>	
911 3.6 GT2 [997]	08.86→		75/680	<b>75</b>	
911 3.6 GT3 [997 GT3]	08.86→		75/680	<b>75</b>	
911 3.6 Targa, Targa 4 [993] [997]	08.86→		75/680	<b>75</b>	
911 3.6 Turbo Carrera Cabriolet 4x4 [997]	08.86→		75/680	<b>75</b>	
911 3.6 Turbo Carrera 4x4 [997]	08.86→		75/680	<b>75</b>	
911 3.6 Turbo Coupé 4x4 [996T/GT2/GT3]	08.86→		75/680	<b>75</b>	
911 3.8 Carrera Cabriolet [997]	08.86→		75/680	<b>75</b>	
911 3.8 Carrera RS [993]	08.86→		75/680	<b>75</b>	
911 3.8 Carrera S, -Cabriolet [997]	08.86→		75/680	<b>75</b>	
911 3.8 Carrera 4S, - Cabriolet [997]	08.86→		75/680	<b>75</b>	
911 3.8 GT3, GT3 RS [997 GT3]	08.86→		75/680	<b>75</b>	
911 3.8 Speedster [997]	08.86→		75/680	<b>75</b>	
911 3.8 Targa 4S [997]	08.86→		75/680	<b>75</b>	
928 5.0 S4, 5.4 GTS	08.86→		75/680	<b>75</b>	
944 2.5 Turbo	09.87-07.91	<b>VAD</b>	55/480	<b>55</b>	65 65/570
944 3.0 S2	12.88-11.95	<b>VAD</b>	75/680	<b>75</b>	65 65/570
968 3.0	12.88-11.95	<b>VAD</b>	75/680	<b>75</b>	65 65/570

## RENAULT

Clio I 1.2 i, 1.4, 1.4 i [X57]	04.90-02.98		45/400	<b>45</b>	55 55/480
Clio I 1.9 D	03.96→		75/680	<b>75</b>	
Clio II 1.2, 1.2 i, 1.2 i 16V, 1.2 16V, 1.4 i, 1.4 i 16V [BB./CB./SB.]	03.98→		45/400	<b>45</b>	55 55/480
Clio II 1.5 dCi [BB./CB./SB.]	06.01-10.07		75/680	<b>75</b>	
Clio II 1.6 i, 1.6 i 16V, 2.0 16V [BB./CB./SB.]	03.98-10.07		45/400	<b>45</b>	55 55/480
Clio II 1.9 D DTI [BB./CB./SB.]	03.99-10.07		65/570	<b>65</b>	55 55/480
Clio III 1.2, 1.2 Tce, 1.4 [BR/CR]	06.05→		55/480	<b>55</b>	65 65/570
Clio III 1.5 dCi [BR/CR]	06.05→		75/680	<b>75</b>	65 65/570
Clio III 1.6, 2.0, 2.0 Sport [BR/CR]	06.05→		55/480	<b>55</b>	65 65/570
Clio III Grandtour 1.2 [KR]	08.07→		45/400	<b>45</b>	55 55/480
Clio III Grandtour 1.2 TCe [KR]	08.07→		55/480	<b>55</b>	65 65/570
Clio III Grandtour 1.5 dCi, 1.6, 1.6 16V [KR]	08.07→		65/570	<b>65</b>	55 55/480
Espace I 2.2 i [J11/J13]	07.86-12.90		45/400	<b>45</b>	55 55/480
Espace II 2.2 i, 2.9 i [J63]	01.91-09.96		75/680	<b>75</b>	
Espace III 2.0 i, 2.0 i GPL, 2.0 i 16V [JE0]	10.96-10.02		65/570	<b>65</b>	55 55/480
Espace III 2.2 D Turbo, 2.2 dCi, 3.0 i V6, 3.0 i V6 24V [JE0]	10.96-10.02		75/680	<b>75</b>	
Espace IV 2.0, 2.0 Tce, 3.5 [JK]	11.02→		75/680	<b>75</b>	65 65/570
Espace IV 2.0 Tce, 2.0 Turbo, 2.0 16V [JK0]	11.02→		75/680	<b>75</b>	65 65/570
Express, Extra, Rapid 1.2 i, 1.4 i [F40]	09.91-10.97		45/400	<b>45</b>	55 55/480
Express, Extra, Rapid 1.6 D [F40]	03.86-03.97		75/680	<b>75</b>	
Express, Extra, Rapid 1.9 D [F40]	09.94-03.97		75/680	<b>75</b>	
Fluence 1.5 dCi [L38]	11.09→		75/680	<b>75</b>	
Fluence 1.6 [L38]	11.09→		45/400	<b>45</b>	55 55/480
Kangoo 1.9 D	01.99→		65/570	<b>65</b>	55 55/480
Kangoo I 1.2 GPL, 1.2 i, 1.4 i [FC./KC.]	10.97-12.07		45/400	<b>45</b>	55 55/480
Kangoo I 1.5 DCI [FC./KC.]	05.00-12.07		75/680	<b>75</b>	
Kangoo I 1.6 i, 1.6 i 4x4 [FC./KC.]	06.00-12.07		45/400	<b>45</b>	55 55/480
Kangoo I 1.9 D, DCI, DCI 4x4, DTI, DTI 4x4 [FC./KC.]	10.97-12.07		65/570	<b>65</b>	55 55/480
Kangoo II 1.5 DCI [FW/KW]	01.08→		75/680	<b>75</b>	
Kangoo II 1.6, 1.6 16V [FW/KW]	01.08→		45/400	<b>45</b>	55 55/480
Koleos 2.0 dCi [HY]	09.08→		75/680	<b>75</b>	
Koleos 2.0 dCi 4x4 [HY]	09.08→		75/680	<b>75</b>	
Laguna I 1.6 i 16V [B56]	05.98-02.01		75/680	<b>75</b>	
Laguna I 1.8 i [B56]	01.94-03.01		45/400	<b>45</b>	55 55/480
Laguna I 1.8 i 16V [B56]	05.98-02.01		75/680	<b>75</b>	65 65/570

A Für Fahrzeuge mit Start-/Stopp-Automatik  
 BAD Achtung: Batteriewechsel muss mit Diagnosetester am Steuergerät angemeldet werden.  
 VAD VW-Bodenleistenadapter erforderlich



Fahrzeugtyp	Baujahr von–bis	Info	Ah/A (EN)	CARTEC	Ah/A (EN)
				Alternativ	
Laguna I 2.0 i, 2.0 i 16V [B56]	01.94-02.01		65/570	65	55 55/480
Laguna I Grandtour 1.6 i 16V [K56]	05.98-02.01		75/680	75	
Laguna I Grandtour 1.8 i, 1.8 16V [K56]	09.95-02.01		45/400	45	55 55/480
Laguna I Grandtour 1.9 DCI [K56]	03.98-02.01		75/680	75	65 65/570
Laguna I Grandtour 1.9 DTI [S56]	03.98-02.01		75/680	75	65 65/570
Laguna I Grandtour 2.0 i, 2.0 i 16V [K56]	09.95-02.01		65/570	65	55 55/480
Laguna II 1.6 16V, 1.8 i 16V [BG.]	03.01-09.07		55/480	55	65 65/570
Laguna II 1.9 DCI [BG.]	03.01-09.07		75/680	75	65 65/570
Laguna II 2.0 16V, -IDE [BG.]	03.01-09.07		55/480	55	65 65/570
Laguna II 3.0 V6 24V [BG.]	03.01-09.07		75/680	75	65 65/570
Laguna II Grandtour 1.6 16V, 1.8 16V [KG.]	03.01-09.07		55/480	55	65 65/570
Laguna II Grandtour 1.9 DCI, 2.0 DCI [KG.]	03.01-09.07		75/680	75	65 65/570
Laguna II Grandtour 2.0 16V [KG.]	03.01-09.07		55/480	55	65 65/570
Laguna II Grandtour 2.0 16V IDE [KG.]	03.01-09.07		55/480	55	65 65/570
Laguna II Grandtour 2.2 DCI, 3.0 V6 24V [KG.]	03.01-09.07		75/680	75	65 65/570
Laguna III 1.6, 2.0 [BT]	10.07→		65/570	65	55 55/480
Laguna III 2.0 DCI [BT]	02.08→		75/680	75	

## RENAULT

Laguna III 2.0 TCe [BT]	10.07→		65/570	65	55 55/480
Laguna III 2.0 TCe [BT]	02.08→		75/680	75	
Laguna III 3.5 [BT]	02.08→		65/570	65	55 55/480
Laguna III Coupé 2.0 DCI [DT]	02.08→		75/680	75	
Laguna III Coupé 2.0 TCe [DT]	02.08→		75/680	75	
Laguna III Coupé 3.5 [DT]	10.07→		65/570	65	55 55/480
Laguna III Grandtour 1.6, 2.0 [KT]	10.07→		65/570	65	55 55/480
Laguna III Grandtour 2.0 DCI [KT]	02.08→		75/680	75	
Laguna III Grandtour 2.0 TCe [KT]	10.07→		65/570	65	55 55/480
Laguna III Grandtour 2.0 TCe [KT]	02.08→		75/680	75	
Logan 1.4 [LS]	07.04→		65/570	65	55 55/480
Logan 1.6 [LS]	07.04→		65/570	65	55 55/480
Logan 1.6 16V [LS]	07.04→		65/570	65	55 55/480
Logan MCV 1.4 [KS/FS]	01.07→		45/400	45	55 55/480
Logan MCV 1.5 dCi [KS/FS]	01.07→		75/680	75	
Logan MCV 1.6, 1.6 16V [KS/FS]	01.07→		65/570	65	55 55/480
Master 1.9 dCi 80, 2.2 dCi 90, 2.5 D, 2.5 dCi 90, 100, 120 [X70]	10.97→		75/680	75	
Master 2.5 dCi 16V [ADCU]	10.97→		75/680	75	
Master 2.5 dCi 120 FAP	10.97→		75/680	75	
Master 2.5 dCi 150 FAP	10.97→		75/680	75	
Master 2.8 dTi 110, -120 [X70]	10.97-09.03		95/850	95	85 85/800
Master 3.0 dCi 140 [X70]	10.03-10.06		95/850	95	85 85/800
Mégane I 1.4 i, 1.4 i 16V, 1.6 i, 1.6 i 16V [X64]	01.96-09.03		45/400	45	55 55/480
Mégane I Cabrio 1.4 i 16V, 1.6 i [X64]	01.96-09.03		45/400	45	55 55/480
Mégane I Cabrio 1.6 i 16V [X64]	03.99-09.03		75/680	75	
Mégane I Classic 1.4 i 16V, 1.6 i [X64]	09.96-09.03		45/400	45	55 55/480
Mégane I Classic 1.6 i 16V [X64]	08.98-09.03		75/680	75	65 65/570
Mégane I Coupé 1.4 i 16V, 1.6 i [X64]	01.96-10.02		45/400	45	55 55/480
Mégane I Coupé 1.6 i 16V [X64]	03.99-10.02		75/680	75	
Mégane I Grandtour 1.4 i 16V [X64]	03.99-09.03		45/400	45	55 55/480
Mégane I Grandtour 1.6 i 16V [X64]	03.99-09.03		75/680	75	
Mégane I Grandtour 1.9 DCI [X64]	03.99-09.03		75/680	75	
Mégane II 1.4, 1.5 DCI, 1.6 16V, 1.9 DCI, 2.0 DCI, 2.0 16V [LM]	09.02-03.10		55/480	55	65 65/570
Mégane II Cabrio 1.5 DCI, 1.6 16V, 1.9 DCI, 2.0 DCI, T, 16V [EM]	09.02-03.10		55/480	55	65 65/570
Mégane II Grandtour 1.4 16V, 1.5 DCI, 1.6 16V, 1.9 DCI, 2.0 DCI, 16V [KM.]	09.02-03.10		55/480	55	65 65/570
Mégane II Grandtour 1.5 DCI, 1.6 16V [KM.]	09.02-03.10		55/480	55	65 65/570
Mégane II Grandtour 1.6 16V Flex-Fuel [KM.]	02.08-05.09		45/400	45	55 55/480
Mégane II Grandtour 1.9 DCI, 2.0 DCI, 2.0 16V [KM.]	11.02-05.09		55/480	55	65 65/570
Mégane II Hatchback 1.4 16V, 1.5 DCI, 1.6 16V, 1.9 DCI, 2.0 16V [BM./CM./GM./SM.]	11.02-05.09		55/480	55	65 65/570
Mégane III CC 1.9 dCi [EZ]	10.10→		75/680	75	
Mégane III Coupé 1.4 [DZ]	01.09→		45/400	45	55 55/480
Mégane III Coupé 1.5 dCi [DZ]	01.09→		55/480	55	65 65/570
Mégane III Coupé 1.6 [DZ]	01.09→		45/400	45	55 55/480
Mégane III Coupé 1.9 dCi [DZ]	01.09→		75/680	75	65 65/570
Mégane III Coupé 2.0 [DZ]	01.09→		55/480	55	65 65/570
Mégane III Coupé 2.0 dCi [DZ]	01.09→		75/680	75	65 65/570
Mégane III Coupé 2.0 TCe [DZ]	01.09→		55/480	55	65 65/570
Mégane III Grandtour 1.4 [KZ]	06.09→		45/400	45	55 55/480
Mégane III Grandtour 1.5 dCi [KZ]	06.09→		55/480	55	65 65/570
Mégane III Grandtour 1.6 [KZ]	06.09→		45/400	45	55 55/480
Mégane III Grandtour 1.9 dCi [KZ]	06.09→		75/680	75	65 65/570
Mégane III Grandtour 2.0 [KZ]	06.09→		55/480	55	65 65/570
Mégane III Grandtour 2.0 dCi [KZ]	06.09→		75/680	75	65 65/570
Mégane III Grandtour 2.0 TCe [KZ]	06.09→		55/480	55	65 65/570
Mégane III Hatchback 1.4, 1.5 dCi, 1.6 [BZ]	11.08→		45/400	45	55 55/480
Mégane III Hatchback 1.9 dCi, 2.0 [BZ]	11.08→		55/480	55	65 65/570
Mégane III Hatchback 2.0 TCe [BZ]	11.08→		75/680	75	65 65/570
Modus 1.2, 1.2 Tce, 1.6 [FP/JP]	09.04→		55/480	55	65 65/570
Modus 1.5 dCi [FP/JP]	09.04→		75/680	75	65 65/570
Safrane 2.2 i [B54]	04.92-09.96		65/570	65	55 55/480
Scénic I 1.4 i, 1.6 i, 1.8 i, 1.9 DCI, -RX4, 1.9 DTI, 2.0 i, -RX4 [JA.]	11.96-04.09		55/480	55	65 65/570
Scénic II 1.4 16V, 1.5 DCI, 1.6 16V, 1.9 DCI, 2.0 DCI, 2, 0 16V, 2, 0 16V Turbo [JM]	11.96-04.09		55/480	55	65 65/570
Scénic III 1.4 [J95]	05.09→		45/400	45	55 55/480
Scénic III 1.5 dCi, 1.6 [J95]	05.09→		55/480	55	65 65/570
Scénic III 1.9 dCi, 2.0 dCi [J95]	05.09→		75/680	75	65 65/570

Fahrzeugtyp	Baujahr von-bis	Info	Ah/A (EN)	CARTEC	Ah/A (EN) Alternativ
Trafic 1.9 DCI, 2.0, 2.0 DCI [EL./FL./JL.]	05.01→		75/680	75	
Trafic 2.1 D	09.94-10.97		75/680	75	
Trafic 2.2 i	09.94-10.97		65/570	65	55 55/480
Trafic 2.5 D	03.89-10.97		75/680	75	
Trafic 2.5 DCI [EL./FL./JL.]	06.02→		75/680	75	
Twingo I 1.2 i [CO./SO.]	03.93→		45/400	45	55 55/480
Twingo I 1.2 i [CO./SO.]	01.96-05.07		45/400	45	55 55/480
Twingo I 1.2 i 16V [CO./SO.]	03.93→		45/400	45	55 55/480
Twingo II 1.2, 1.2 Tce, 1.2 16V [CN/GN]	03.93→		45/400	45	55 55/480
Twingo II 1.5 dCi [CN/GN]	04.07→		65/570	65	55 55/480
Twingo II 1.6 R.S. [CN/GN]	07.07→		45/400	45	55 55/480
5 1.4, 1.4 i	10.84-12.01		45/400	45	55 55/480
19 1.4 i, 1.7 i [X53]	10.84-12.01		45/400	45	55 55/480

## ROVER

Serie 200 214 i	10.84-12.01		45/400	45	55 55/480
Serie 200 214 16V Coupé	10.95-03.00		45/400	45	55 55/480
Serie 200 216 GTi 16V Cabrio	01.92-02.96		45/400	45	55 55/480
Serie 400 414 Si 16V, 416 i 16V	05.95-03.00		45/400	45	55 55/480
Serie 400 420 SDI	10.95-03.00		55/480	55	65 65/570
Serie 600 618 i 16V, 620 i 16V	04.93-06.99		65/570	65	55 55/480
25 1.4 i 16V, 1.6 i 16V	02.00-05.05		65/570	65	55 55/480
25 2.0 iDT	02.00-05.05		75/680	75	
45 1.6 16V	02.00-05.05		45/400	45	55 55/480
45 1.8 16V	01.99-05.05		65/570	65	55 55/480
75 1.8 i 16V	01.99-05.05		65/570	65	55 55/480
75 2.0 CDT	01.99-12.02		75/680	75	
75 2.0 i 24V	01.99-05.05		65/570	65	55 55/480
75 2.5 i 24V, Tourer 2.0 CDT, Tourer 2.0 CDTi	01.99-05.05		75/680	75	

## SAAB

9-3 1.8 i, 1.8 T [9440], 1.8 T BioPower	09.02→		65/570	65	55 55/480
9-3 1.9 TiD, 1.9 TTiD [9440]	09.04→		75/680	75	
9-3 2.0 i 16V, -Turbo [9400]	03.98→		65/570	65	55 55/480
9-3 2.0 T, 2.0 T BioPower, 2.0 T Sport [9440]	03.98→		65/570	65	55 55/480
9-3 2.2 TiD [9440]	10.02-08.04		75/680	75	
9-3 2.2 16V D Turbo [9400]	03.98-09.02		95/850	95	85 85/800
9-3 2.8 T [9440]	03.98→		65/570	65	55 55/480
9-3 Cabriolet 1.8 T [9440]	03.98→		65/570	65	55 55/480
9-3 Cabriolet 2.0 i 16V, -Turbo [9400]	03.98→		65/570	65	55 55/480
9-3 Cabriolet 2.0 T, -BioPower [9400]	03.98→		65/570	65	55 55/480
9-3 Cabriolet 2.8 T [9440]	03.98→		65/570	65	55 55/480
9-3 Cabriolet 2.8 T [9440]	09.05→		75/680	75	
9-3 Coupé 2.0 i 16V [9400]	03.98-08.00		65/570	65	55 55/480
9-3 Coupé 2.2 16V D Turbo [9400]	11.00-09.02		95/850	95	85 85/800
9-3 Kombi 1.8 i, 1.8 T [9440]	03.05→		65/570	65	55 55/480
9-3 Kombi 1.9 TiD, -TTiD [9440]	03.05→		75/680	75	
9-3 Kombi 2.0 T, -BioPower [9440]	03.05→		65/570	65	55 55/480
9-3 Kombi 2.0 T XWD [9440]	03.05→		65/570	65	55 55/480
9-3 Kombi 2.8 T [9440]	03.05→		75/680	75	
9-3X 1.9 TTiD [9440]	03.05→		75/680	75	
9-3X 2.0 T BioPower XWD [9440]	03.10→		65/570	65	55 55/480
9-5 1.9 TiD, 2.0 t, 2.0 Turbo, 2.3 t, 2.3 T, 2.3 Turbo, 2.3 Turbo BioPower [9600]	06.97-02.10		75/680	75	
9-5 Kombi 1.9 TiD, 2.0 t, 2.3 t, 2.3 T, 2.3 Turbo, 3.0 TiD [9600]	06.97-02.10		75/680	75	
900 I 2.0 i, -Turbo, Cabriolet 2.0, -Turbo	08.84-09.93		65/570	65	55 55/480
900 II 2.0 i, Cabriolet 2.0 i Turbo, Cabriolet 2.3 i, Coupé 2.0 i, Coupé 2.3 i	03.94-12.98		65/570	65	55 55/480
9000 2.0 CS Turbo	03.94-12.98		65/570	65	55 55/480
9000 2.3 CSE Turbo	09.93-12.98		75/680	75	

## SEAT

Alhambra 1.8 T [7V8]	05.98-02.00	VAD	65/570	65	55 55/480
Alhambra 1.8 T [7V9]	06.00-03.10		65/570	65	55 55/480
Alhambra 1.9 TDI [7V8]	07.96-02.00	VAD	95/850	95	85 85/800
Alhambra 1.9 TDI, -4Motion [7V9]	06.00-03.10		75/680	75	
Alhambra 2.0 [7V8]	03.96-02.00	VAD	65/570	65	55 55/480
Alhambra 2.0 [7V9]	06.00-03.10		65/570	65	55 55/480
Alhambra 2.0 TDI [7V9]	11.05-03.10		95/850	95	85 85/800
Alhambra 2.8, -4Motion [7V9]	06.00-03.10		75/680	75	
Altea 1.2 TSI [5P1]	05.10→	BAD	45/400	45	55 55/480
Altea 1.4 [5P1]	05.06-05.10		45/400	45	55 55/480
Altea 1.4 TSI [5P1]	11.07→	BAD	45/400	45	55 55/480
Altea 1.6 [5P1]	03.04→		45/400	45	55 55/480
Altea 1.6 TDI [5P1]	10.09→	BAD	65/570	65	55 55/480
Altea 1.8 TSI [5P1]	06.07-03.09		45/400	45	55 55/480
Altea 1.8 TSI [5P1]	03.09→		65/570	65	55 55/480
Altea 1.9 TDI, 2.0 FSI, 2.0 TDI [5P1]	03.04-07.11		75/680	75	
Altea 1.9 TDI, 2.0 FSI, 2.0 TDI [5P1]	03.09-05.10	BAD	65/570	65	55 55/480
Altea 1.9 TDI, 2.0 FSI, 2.0 TDI [5P1]	09.10→	BAD	65/570	65	55 55/480
Altea 2.0 TFSI [5P1]	05.06-03.09		75/680	75	
Altea Freerack 1.4 TSI [5P5, 5P8]	05.10-05.11	BAD	45/400	45	55 55/480
Altea Freerack 1.4 TSI [5P5, 5P8]	05.10→	BAD	65/570	65	55 55/480
Altea Freerack 1.6 TDI [5P5, 5P8]	05.10→	BAD	65/570	65	55 55/480
Altea Freerack 2.0 TDI [5P5, 5P8]	06.07-10.10		75/680	75	

BAD Achtung: Batteriewechsel muss mit Diagnosetester am Steuergerät angemeldet werden.  
VAD VW-Bodenleistenadapter erforderlich



Fahrzeugtyp	Baujahr von–bis	Info	Ah/A (EN)	CARTEC	Alternativ	Ah/A (EN)
Altea Freertrack 2.0 TDI 4WD [5P5, 5P8]	06.07-10.10		75/680	75		
Altea Freertrack 2.0 TDI 4WD [5P5, 5P8]	03.09→	<b>BAD</b>	65/570	65	55	55/480
Altea Freertrack 2.0 TFSI 4WD [5P5, 5P8]	06.07-06.09		65/570	65	55	55/480
Altea XL 1.2 TSI [5P5]	04.10→	<b>BAD</b>	45/400	45	55	55/480
Altea XL 1.4 [5P5]	10.06-05.10		45/400	45	55	55/480
Altea XL 1.4 TSI [5P5]	11.07→	<b>BAD</b>	45/400	45	55	55/480
Altea XL 1.6 [5P5]	10.06→		45/400	45	55	55/480
Altea XL 1.6 [5P5]	12.07-11.10		65/570	65	55	55/480
Altea XL 1.6 TDI [5P5]	10.09→	<b>BAD</b>	65/570	65	55	55/480
Altea XL 1.8 TSI [5P5]	06.07-03.09		45/400	45	55	55/480
Altea XL 1.9 TDI, 2.0 FSI, 2.0 TDI [5P5]	05.06-09.11		75/680	75		
Altea XL 2.0 TFSI [5P5]	10.06-03.09		75/680	75		
Arosa 1.4 [6H1]	05.97-06.04		45/400	45	55	55/480
Arosa 1.4 TDI [6H1]	01.98-06.04		65/570	65	55	55/480
Arosa 1.7 SDI [6H1]	08.97-10.03	<b>VAD</b>	65/570	65	55	55/480
Cordoba 1.2 [6L2]	05.06-11.09		45/400	45	55	55/480
Cordoba 1.4 [6K2]	09.93-06.99	<b>VAD</b>	45/400	45	55	55/480
Cordoba 1.4 [6K2]	05.00-12.02		45/400	45	55	55/480
Cordoba 1.4 [6L2]	09.02-11.09		65/570	65	55	55/480

## SEAT

Cordoba 1.4 TDI [6L2]	05.05-11.09		75/680	75		
Cordoba 1.6 [6K2]	09.93-06.99	<b>VAD</b>	55/480	55	65	65/570
Cordoba 1.6 [6K2]	03.97-12.98	<b>VAD</b>	45/400	45	55	55/480
Cordoba 1.6 [6K2]	07.99-12.02		45/400	45	55	55/480
Cordoba 1.6 [6L2]	04.03-11.09		65/570	65	55	55/480
Cordoba 1.8 [6K2]	07.94-06.99	<b>VAD</b>	55/480	55	65	65/570
Cordoba 1.9 TDI [6L2]	09.02→		75/680	75		
Cordoba 2.0 [6L2]	04.03-11.09		65/570	65	55	55/480
Cordoba Vario 1.4 [6K5]	09.97-06.99	<b>VAD</b>	45/400	45	55	55/480
Cordoba Vario 1.4 [6K5]	07.99-12.02		45/400	45	55	55/480
Cordoba Vario 1.6 [6K5]	04.97-08.02		45/400	45	55	55/480
Cordoba Vario 1.9 TDI [6K5]	06.97-06.99	<b>VAD</b>	75/680	75	65	65/570
Cordoba Vario 1.9 TDI [6K5]	07.99-08.02		75/680	75		
Exeo 1.6 [3R2]	03.09-09.10		65/570	65	55	55/480
Exeo 1.8, 2.0 TDI, 2.0 TFSI, ST 1.6, ST1.8, ST 2.0 TDI, ST 2.0 TSI [3R2], [3R5]	12.08→		75/680	75		
Ibiza 1.2 [6J5]	03.08→		45/400	45	55	55/480
Ibiza 1.2 [6L1]	11.01-04.04		45/400	45	55	55/480
Ibiza 1.2 [6L1]	11.04-11.09		45/400	45	55	55/480
Ibiza 1.2 i [Y..]	12.89-05.93		45/400	45	55	55/480
Ibiza 1.2 TDI [6J5]	06.10→	<b>BAD</b>	65/570	65	55	55/480
Ibiza 1.4 [6J5]	03.08-06.11		65/570	65	55	55/480
Ibiza 1.4 [6K1]	09.93-10.99	<b>JEA</b>	45/400	45	55	55/480
Ibiza 1.4 [6K1]	05.99-05.02	<b>JEA</b>	65/570	65	55	55/480
Ibiza 1.4 [6L1]	01.02-11.09		45/400	45	55	55/480
Ibiza 1.4 [6L1]	04.02-11.09	<b>JEA</b>	65/570	65	55	55/480
Ibiza 1.4 TDI [6J5]	05.02-06.10		75/680	75		
Ibiza 1.4 TDI [6L1]	05.02-06.10		75/680	75		
Ibiza 1.4 TSI [6J5]	03.09→		45/400	45	55	55/480
Ibiza 1.5 i [Y..]	10.86-05.93		45/400	45	55	55/480
Ibiza 1.6 [6J5]	05.08→		45/400	45	55	55/480
Ibiza 1.6 [6K1]	03.93-07.94	<b>JEA</b>	45/400	45	55	55/480
Ibiza 1.6 [6K1]	03.97-05.02	<b>JEA</b>	45/400	45	55	55/480
Ibiza 1.6 [6L1]	04.03-11.09		65/570	65	55	55/480
Ibiza 1.6 [6L1]	11.06-11.09		45/400	45	55	55/480
Ibiza 1.6 TDI [6J5]	05.09→	<b>BAD</b>	65/570	65	55	55/480
Ibiza 1.8 [6K1]	07.94-10.99	<b>JEA</b>	45/400	45	55	55/480
Ibiza 1.8 T [6L1]	12.03-11.09		65/570	65	55	55/480
Ibiza 1.9 SDI [6K1] [6L1]	05.99-12.05		75/680	75		
Ibiza 1.9 TDI [6J5] [6K1] [6L1]	05.99-06.10		75/680	75		
Ibiza 2.0 [6K1]	06.96-10.99	<b>JEA</b>	45/400	45	55	55/480
Ibiza 2.0 [6L1]	04.03-11.09		45/400	45	55	55/480
Ibiza 2.0 TDI [6J5]	01.10→	<b>BAD</b>	65/570	65	55	55/480
Ibiza Sportcoupé 1.2 [6J1]	07.08→		45/400	45	55	55/480
Ibiza Sportcoupé 1.2 TDI [6J1]	05.10→	<b>BAD</b>	65/570	65	55	55/480
Ibiza Sportcoupé 1.4 [6J1]	07.08-05.11		65/570	65	55	55/480
Ibiza Sportcoupé 1.4 TDI [6J1]	07.08-06.10		75/680	75		
Ibiza Sportcoupé 1.4 TSI, -Cupra, 1.6 [6J1]	07.08→		45/400	45	55	55/480
Ibiza Sportcoupé 1.6 TDI [6J1]	05.09→	<b>BAD</b>	65/570	65	55	55/480
Ibiza Sportcoupé 1.9 TDI [6J1]	02.08-06.10		75/680	75		
Ibiza Sportcoupé 2.0 TDI [6J1]	01.10→	<b>BAD</b>	65/570	65	55	55/480
Ibiza ST 1.2 TDI [6J8]	01.10→	<b>BAD</b>	65/570	65	55	55/480
Ibiza ST 1.6 TDI [6J8]	01.10→	<b>BAD</b>	65/570	65	55	55/480
Inca 1.9 D, 1.9 SDI [6K9]	11.95-06.03		75/680	75	65	65/570
Leon 1.2 TSI [1P1]	05.10→	<b>BAD</b>	45/400	45	55	55/480
Leon 1.4 [1M1]	12.99-04.04	<b>VAD</b>	45/400	45	55	55/480
Leon 1.4 [1P1]	06.06-05.10		45/400	45	55	55/480
Leon 1.4 TSI [1P1]	11.07→	<b>BAD</b>	45/400	45	55	55/480
Leon 1.6 [1M1]	10.98-07.04	<b>VAD</b>	65/570	65	55	55/480
Leon 1.6 [1P1]	07.05→		65/570	65	55	55/480
Leon 1.6 TDI [1P1]	02.10→	<b>BAD</b>	65/570	65	55	55/480
Leon 1.8, 1.8 T, 1.8 T Cupra [1M1]	10.98-06.06	<b>VAD</b>	65/570	65	55	55/480
Leon 1.8 TSI [1P1]	06.07-03.09		65/570	65	55	55/480
Leon 1.9 TDI [1M1]	10.98-12.10		75/680	75		
Leon 1.9 TDI [1P1]	10.98-12.10		75/680	75		
Leon 2.0 FSI [1P1]	11.05→		65/570	65	55	55/480
Leon 2.0 TDI [1P1]	07.05→		75/680	75		
Leon 2.0 TDI [1P1]	03.09→	<b>BAD</b>	65/570	65	55	55/480
Leon 2.0 TFSI, -Cupra [1P1]	05.05→		65/570	65	55	55/480
Toledo 1.4 [5P2]	05.05→		65/570	65	55	55/480
Toledo 1.6 [1L2]	05.91-03.99	<b>VAD</b>	45/400	45	55	55/480
Toledo 1.6 [1M2]	04.99-07.04	<b>VAD</b>	65/570	65	55	55/480

Fahrzeugtyp	Baujahr von–bis	Info	Ah/A (EN)	CARTEC	Ah/A (EN) Alternativ
Toledo 1.6 [5P2]	09.04→		75/680	75	
Toledo 1.8 [1L2]	05.91-03.99	VAD	45/400	45	55 55/480
Toledo 1.8 [1M2]	05.99-05.02	VAD	65/570	65	55 55/480
Toledo 1.8 TSI [5P2]	06.07-03.09		75/680	75	
Toledo 1.9 TDI [1L2]	11.96-03.99	VAD	75/680	75	65 65/570
Toledo 1.9 TDI [1M2]	04.99-07.04	VAD	75/680	75	
Toledo 1.9 TDI [5P2]	09.04→		75/680	75	
Toledo 2.0 [1L2]	05.91-06.96	VAD	45/400	45	55 55/480
Toledo 2.0 FSI [5P2]	09.04-05.09		75/680	75	
Toledo 2.0 TDI [5P2]	09.04-05.09		75/680	75	
Toledo 2.0 TFSI [5P2]	09.04-05.09		75/680	75	
Toledo 2.3 [1M2]	04.99-11.00	VAD	65/570	65	55 55/480

## SKODA

Fabia 1.2 TSI	03.10→	A	65/570	65	
Fabia 1.4 [6Y3], Combi 1.2 [5J5]	09.99→		45/400	45	55 55/480
Fabia 1.6 TDI	03.10→	A	75/680	75	
Fabia Combi 1.2 [6Y5], 1.4 [5J5]	02.03-03.10		45/400	45	55 55/480
Fabia Combi 1.2 TSI	03.10→	A	65/570	65	
Fabia Combi 1.4 [6Y5]	12.99-12.07		45/400	45	55 55/480
Fabia Combi 1.4 TDI [5J5] [6Y5]	05.03-03.10		75/680	75	
Fabia Combi 1.4 TSI RS [5J5]	05.10→		75/680	75	
Fabia Combi 1.6 [5J5]	10.07→		75/680	75	
Fabia Combi 1.6 TDI	03.10→	A	75/680	75	
Fabia Combi 1.6 TDI [5J5]	10.07→		75/680	75	
Fabia Combi 1.9 SDI, -TDI [6Y5] [5J5]	08.00-03.10		75/680	75	
Fabia Combi 2.0 [6Y5]	09.00→		45/400	45	55 55/480
Fabia Schrägheck 1.2 [5J2]	09.00→		45/400	45	55 55/480
Fabia Schrägheck 1.2 [6Y2], 1.4 [5J2], 1.4 [6Y2]	09.99-03.10		45/400	45	55 55/480
Fabia Schrägheck 1.4 TDI [5J2] [6Y2]	05.03-03.10		75/680	75	
Fabia Schrägheck 1.4 TSI RS, 1.6, 1.6 TDI [5J2]	04.07→		45/400	45	55 55/480
Fabia Schrägheck 1.9 SDI [6Y2], 1.9 TDI [5J2], 1.9 TDI [6Y2], 1.9 TDI RS [6Y2]	09.99-03.10		75/680	75	
Fabia Schrägheck 2.0 [6Y2]	07.00-04.07		45/400	45	55 55/480
Favorit 135	05.89-09.94		45/400	45	55 55/480
Felicia 1.3 i, 1.6 i [6U1]	10.94-08.01		45/400	45	55 55/480
Felicia Combi 1.3 i, 1.6 i [6U5]	10.94-08.01		45/400	45	55 55/480
Felicia Combi 1.9 D [6U5]	10.95-08.01		65/570	65	55 55/480
Octavia 1.4 [1U2], 1.4 [1Z3], 1.4 TSI [1Z3], 1.6 [1U2], 1.6 [1Z3], 1.6 FSI [1Z3]	09.96→		45/400	45	55 55/480
Octavia 1.6 TDI [1Z3]	06.09→		75/680	75	
Octavia 1.8 [1U2]	09.96-04.99		45/400	45	55 55/480
Octavia 1.8 RS [1U2]	08.00-09.04		75/680	75	
Octavia 1.8 T, - 4x4 [1U2]	03.98-12.10		45/400	45	55 55/480
Octavia 1.8 TSI [1Z3]	06.07-10.08		65/570	65	55 55/480
Octavia 1.9 TDI [1U2], 1.9 TDI [1Z3], 1.9 TDI 4x4 [1Z3]	09.96→		75/680	75	
Octavia 2.0 [1U2], 2.0 FSI [1Z3], 2.0 i [1U2], 2.0 RS [1Z3]	06.99-10.08		65/570	65	55 55/480
Octavia 2.0 TDI, -RS [1Z3]	05.04→		75/680	75	
Octavia Combi 1.4 [1U5], 1.4 [1Z5], 1.4 TSI [1Z5], 1.6 [1U5], 1.6 [1Z5]	02.97→		45/400	45	55 55/480
Octavia Combi 1.6 FSI [1Z5]	05.04-10.08		45/400	45	55 55/480
Octavia Combi 1.6 TDI [1Z5]	06.09→		75/680	75	
Octavia Combi 1.8 [1U5]	10.96-04.99		45/400	45	55 55/480
Octavia Combi 1.8 RS [1U5]	01.03-01.06		65/570	65	55 55/480
Octavia Combi 1.8 T [1U5]	03.98-12.10		45/400	45	55 55/480
Octavia Combi 1.8 T 4x4 [1U5]	03.98-12.10		45/400	45	55 55/480
Octavia Combi 1.8 TSI, -4x4, [1Z5], 1.9 TDI, -4x4 [1U5] [1Z5]	08.97→		75/680	75	
Octavia Combi 2.0 [1U5], 2.0 FSI [1Z5], 2.0 FSI 4x4 [1Z5]	08.00-10.08		65/570	65	55 55/480
Octavia Combi 2.0 RS [1Z5], 2.0 TDI [1Z5], 2.0 TDI RS [1Z5], 2.0 TDI 4x4 [1Z5]	05.04→		75/680	75	
Praktik 1.2, 1.4, 1.4 TDI [5J7]	03.07→		45/400	45	55 55/480
Roomster 1.2 [5J7]	01.07→		45/400	45	55 55/480
Roomster 1.2 TSI, 1.6 TDI [5J]	03.10→	A	65/570	65	
Roomster 1.4 [5J7]	05.06-03.10		45/400	45	55 55/480
Roomster 1.4 TDI [5J7]	05.06-03.10		65/570	65	55 55/480
Roomster 1.6 [5J7]	05.06-07.10		45/400	45	55 55/480
Roomster 1.9 TDI [5J7]	05.06→		65/570	65	55 55/480
Superb 1.4 TSI [3T4]	05.06→		65/570	65	55 55/480
Superb 1.8 T [3U4]	12.01-03.08		75/680	75	
Superb 1.8 TSI, -4x4, 1.9 TDI, 2.0 TDI, -4x4, [3T4]	12.01→		75/680	75	
Superb 1.9 TDI, 2.0, 2.0 TDI, 2.5 TDI, 2.8 [3U4]	12.01→		75/680	75	
Superb Combi 1.4 TSI, 1.8 TSI, -4x4, 3.6 [3T5]	09.09→		65/570	65	55 55/480
Superb Combi 1.9 TDI, 2.0 TDI, -4x4 [3T5]	09.09→		75/680	75	
Yeti 1.2 TSI [5L7]	09.09→		45/400	45	55 55/480
Yeti 1.4 TSI [5L]	06.10→	A	75/680	75	
Yeti 1.4 TSI [5L7]	06.10→	BAD	65/570	65	55 55/480
Yeti 1.8 TSI 4x4 [5L7]	05.09→		65/570	65	55 55/480
Yeti 2.0 TDI, -4x4 [5L7]	05.09→		75/680	75	

## SMART (MCC)

Forfour 1.1, 1.3, 1.5 [454]	01.04-06.07		45/400	45	55 55/480
Forfour 1.5 cdi [454]	09.04-06.07		75/680	75	
Fortwo Cabrio 0.7, -Brabus [450]	02.04-03.07		45/400	45	55 55/480
Fortwo Cabrio 0.8 [451]	02.04-07.09		65/570	65	55 55/480
Fortwo Cabrio 0.8 cdi [450]	02.04-07.09		65/570	65	55 55/480
Fortwo Cabrio 1.0, -Brabus, -mhd [451]	02.04→		45/400	45	55 55/480

A Für Fahrzeuge mit Start-/Stopp-Automatik  
 BAD Achtung: Batteriewechsel muss mit Diagnosetester am Steuergerät angemeldet werden.  
 JEA Je nach Erstausrüstung-Bestückung  
 VAD VW-Bodenleistenadapter erforderlich



Fahrzeugtyp	Baujahr von–bis	Info	Ah/A (EN)	CARTEC	Alternativ	Ah/A (EN)
Fortwo Coupé 0.7 [450]	02.04→		45/400	45	55	55/480
Fortwo Coupé 0.8 [451], 0.8 cdi [450]	02.04-07.09		65/570	65	55	55/480
Fortwo Coupé 1.0 [451.330, 451.334] [451]	01.07→	<b>A</b>	65/570	65		
Fortwo Coupé 1.0, -Brabus [451]	04.07→		45/400	45	55	55/480
Fortwo Coupé 1.0 mhd [451]	04.07→		45/400	45	55	55/480
Roadster 0.7, Coupé 0.7 [452]	03.00-11.05		45/400	45	55	55/480
Smart Cabrio 0.6, 07 [450]	03.00-11.05		45/400	45	55	55/480
Smart Cabrio 0.8 cdi [450]	03.01-01.04		65/570	65	55	55/480
Smart Coupé 0.6 [450]	07.98-01.04		45/400	45	55	55/480
Smart Coupé 0.7 [450]	07.98-01.04		45/400	45	55	55/480
Smart Coupé 0.8 cdi [450]	11.99-01.04		65/570	65	55	55/480

## SUBARU

Justy 1.3 4x4, 1.5 4x4 [G3X]	09.03-12.07		45/400	45	55	55/480
------------------------------	-------------	--	--------	----	----	--------

## SUZUKI

Ignis Hatchback 1.3 DDiS Turbo	10.03-12.07		75/680	75		
Ignis Hatchback 1.3 i 16V, 1.3 i 16V 4WD, 1.5 i 16V, 1.5 i 16V 4WD	10.00-12.07		45/400	45	55	55/480
Splash 1.0, 1.2 [A5B]	01.08→		45/400	45	55	55/480

## SUZUKI

Splash 1.3 DDiS [A5B]	01.08→		75/680	75	65	65/570
Swift 1.3 i, 1.3 i 4WD, 1.5 i, 1.6 i	11.04→		45/400	45	55	55/480
Swift Hatchback 1.2 [AZG], 1.3, -DDiS D Turbo [MZ/EZ], 1.3 DDiS D Turbo [AZG]	11.04→		45/400	45	55	55/480
Swift Hatchback 1.3 4WD, 1.5 [MZ/EZ]	11.04→		45/400	45	55	55/480
Swift Hatchback 1.6 [MZ/EZ]	01.07→		45/400	45	55	55/480
Swift IV 1.2 [FZ, MZ, NZ, EZ]	10.10→	<b>A</b>	65/570	65		
SX4 1.6 VVT	05.06→		55/480	55	65	65/570
SX4 Hatchback 1.5	05.06→		55/480	55	65	65/570
SX4 Hatchback 1.6 DDiS	04.07→		75/680	75		
SX4 Hatchback 1.6 VVT, -4WD	05.06→		55/480	55	65	65/570
SX4 Hatchback 1.9 DDiS, -4WD	05.06→		75/680	75		
SX4 Hatchback 2.0 DDiS, -4WD	05.06→		75/680	75		
Wagon R+ 1.3 i 16V 4WD [MM]	09.03-03.06		45/400	45	55	55/480

## TOYOTA

Auris 1.33 Dual-VVTi [ZZE15_, ADE15_, ZRE15_, NDE15_]	05.09→	<b>A</b>	65/570	65		
Auris 1.4 [E15, NMT, SB1]	02.07-03.09		45/400	45	55	55/480
Auris 1.4 D-4D [E15, NMT, SB1]	02.07→		75/680	75		
Auris 1.6 [E15, NMT, SB1]	02.07→		65/570	65	55	55/480
Auris 1.8 i [E15, NMT, SB1]	02.09→		65/570	65	55	55/480
Auris 2.0 D-4D [E15, NMT, SB1]	02.07→		75/680	75		
Auris 2.2 D-CAT [E15, NMT, SB1]	02.07→		75/680	75		
Avensis 1.6 [T27]	11.08→		65/570	65	55	55/480
Avensis 1.6 i 16V [T22]	10.97-07.00		45/400	45	55	55/480
Avensis 1.8 [T27]	11.08→		65/570	65	55	55/480
Avensis 1.8 i 16V [T22]	10.97-01.03		45/400	45	55	55/480
Avensis 1.8 i 16V [T25]	01.03→		65/570	65	55	55/480
Avensis 2.0 [T27]	01.03→		65/570	65	55	55/480
Avensis 2.0 D Turbo [T22]	08.99-01.03		75/680	75		
Avensis 2.0 D Turbo, -D-4D [T25]	03.03-11.08		75/680	75		
Avensis 2.0 i 16V [T22]	10.97-01.03		45/400	45	55	55/480
Avensis 2.0 i 16V [T25]	01.03-11.08		65/570	65	55	55/480
Avensis 2.4 i [T25]	01.03-11.08		65/570	65	55	55/480
Avensis Liftback 1.6 i 16V, 1.8 i 16V [T22]	10.97-01.03		45/400	45	55	55/480
Avensis Liftback 1.8 i 16V [T25]	01.03-11.08		65/570	65	55	55/480
Avensis Liftback 2.0 D Turbo [T22]	08.99-01.03		75/680	75		
Avensis Liftback 2.0 D Turbo, 2.0 D-4D [T25]	03.03-11.08		75/680	75		
Avensis Liftback 2.0 i 16V [T22]	10.97-01.03		45/400	45	55	55/480
Avensis Liftback 2.0 i 16V, 2.4 i [T25]	01.03→		65/570	65	55	55/480
Avensis Wagon 1.6 [T27]	01.03→		65/570	65	55	55/480
Avensis Wagon 1.6 i 16V [T22]	10.97-07.00		45/400	45	55	55/480
Avensis Wagon 1.8 [T27]	11.08→		65/570	65	55	55/480
Avensis Wagon 1.8 i 16V [T22]	10.97-01.03		45/400	45	55	55/480
Avensis Wagon 1.8 i 16V [T25]	01.03→		65/570	65	55	55/480
Avensis Wagon 2.0 [T27]	01.03→		65/570	65	55	55/480
Avensis Wagon 2.0 D Turbo [T22]	08.99-01.03		75/680	75		
Avensis Wagon 2.0 D Turbo, 2.0 D-4D [T25]	03.03→		75/680	75		
Avensis Wagon 2.0 D-4D [T27]	03.03→		75/680	75		
Avensis Wagon 2.0 i 16V [T22]	10.97-01.03		45/400	45	55	55/480
Avensis Wagon 2.0 i 16V, 2.4 i [T25]	01.03-11.08		65/570	65	55	55/480
Aygo 1.4	05.05→		45/400	45	55	55/480
Corolla 1.3 VVT-i [E15]	05.05→		45/400	45	55	55/480
Corolla 1.4 D-4D [E15]	11.06-11.11		75/680	75		
Corolla 1.4 i 16V [E12, JTD]	10.01-11.06		65/570	65	55	55/480
Corolla 1.6 [E15]	12.08-04.10		65/570	65	55	55/480
Corolla 1.6 i 16V [E12, JTD]	10.01-11.06		65/570	65	55	55/480
Corolla 1.6 VVT-i [E15]	11.06→		45/400	45	55	55/480
Corolla 2.0 D-4D [E15]	09.02-02.10		75/680	75		
Corolla Hatchback 1.4 D Turbo [E12]	09.02-02.10		75/680	75		
Corolla Hatchback 1.4 i 16V, 1.6 i 16V, 1.8 i 16V [E12]	11.01-12.07		65/570	65	55	55/480
Corolla Hatchback 2.0 D Turbo [E12]	11.01-05.04		75/680	75		
Corolla Verso 1.6 i 16V, 1.8 i 16V [E12]	09.01→		65/570	65	55	55/480
Corolla Verso 1.6 i 16V [R10/R11]	09.01→		65/570	65	55	55/480
Corolla Verso 1.8 i 16V [R10/R11]	09.01→		65/570	65	55	55/480
Corolla Verso 1.8 i 16V [R11]	09.01→		65/570	65	55	55/480
Corolla Verso 2.0 D Turbo [E12]	09.01-02.07		75/680	75		
Corolla Verso 2.0 D Turbo [R10/R11]	09.01-02.07		75/680	75		
Corolla Wagon 1.4 D Turbo [E12, NMT]	09.01-02.07		75/680	75		
Corolla Wagon 1.4 i 16V, 1.6 i 16V [E12, JTD]	10.01-11.06		65/570	65	55	55/480
Corolla Wagon 2.0 D Turbo [E12, JTD]	10.01-05.04		75/680	75		
Urban Cruiser 1.33 [NSP1_, NLP1_, ZSP1_, NCP11_]	04.10→	<b>A</b>	65/570	65		

Fahrzeugtyp	Baujahr von-bis	Info	Ah/A (EN)	CARTEC	Alternativ	Ah/A (EN)
Verso 1.8 [_AUR2_, _ZGR2_]	04.09→	<b>A</b>	65/570	<b>65</b>		
Yaris 1.0 i 16V [P1]	01.01-08.05		45/400	<b>45</b>	55	55/480
Yaris 1.0 VVT-i [P9, JTD]	08.05→		45/400	<b>45</b>	55	55/480
Yaris 1.3 i 16V [P1]	05.02-08.05		45/400	<b>45</b>	55	55/480
Yaris 1.3 VVT-i [P9, VNK]	11.05→		45/400	<b>45</b>	55	55/480
Yaris 1.33 VVT-i [_P9_]	03.09→	<b>A</b>	65/570	<b>65</b>		
Yaris 1.4 D-4D [P9, VNK]	11.05→		65/570	<b>65</b>	55	55/480
Yaris 1.8 VVT-i [P9, JTD]	11.06→		45/400	<b>45</b>	55	55/480

#### TRABANT

601 0.6, -S	10.83-07.90		45/400	<b>45</b>	55	55/480
601 1.1	05.90-12.91		45/400	<b>45</b>	55	55/480

#### VOLVO

C30 1.6, 1.8, 1.8 Flexfuel, 2.0 F Flexifuel, 2.4 i	10.06→		55/480	<b>55</b>	65	65/570
C30 2.0	10.06→		75/680	<b>75</b>	65	65/570
C30 2.5 T5	08.07→		75/680	<b>75</b>		
C70 I Cabrio 2.0 T	08.99-03.06		65/570	<b>65</b>	55	55/480
C70 I Cabrio 2.4 T	08.99-07.02		75/680	<b>75</b>		
C70 II Cabrio 2.4	03.06-07.10		65/570	<b>65</b>	55	55/480
C70 II Cabrio 2.4 i	03.06-07.10		65/570	<b>65</b>	55	55/480
S40 I 1.6 16V	09.95-01.04		65/570	<b>65</b>	55	55/480
S40 I 1.8 16V	09.95-01.04		65/570	<b>65</b>	55	55/480
S40 I 2.0 16V	09.95-01.04		65/570	<b>65</b>	55	55/480
S40 II 1.6	04.04→		55/480	<b>55</b>	65	65/570
S40 II 1.8	04.04→		55/480	<b>55</b>	65	65/570
S40 II 1.8 Flexifuel	04.04→		55/480	<b>55</b>	65	65/570
S40 II 2.0	12.03→		75/680	<b>75</b>	65	65/570
S40 II 2.0 F Flexifuel	12.03→		75/680	<b>75</b>	65	65/570
S40 II 2.4	12.03→		75/680	<b>75</b>	65	65/570
S40 II 2.5 T5	12.03→		75/680	<b>75</b>	65	65/570
S40 II 2.5 T5 AWD	12.03→		75/680	<b>75</b>	65	65/570
S60 I 2.0 T	11.00-07.09		65/570	<b>65</b>	55	55/480
S60 I 2.4	11.00-07.09		65/570	<b>65</b>	55	55/480
S60 I 2.4 D	08.01-07.09		95/850	<b>95</b>	85	85/800
S60 I 2.4 D5	08.01-07.09		95/850	<b>95</b>	85	85/800
S60 I 2.4 T, 2.4 T5, 2.5 T, 2.5 T AWD	01.97-07.09		65/570	<b>65</b>	55	55/480
S70 2.5	01.97-07.09		65/570	<b>65</b>	55	55/480
S80 I 2.0 T, 2.4	01.97-07.09		65/570	<b>65</b>	55	55/480
S80 I 2.4 D5	08.01-07.06		95/850	<b>95</b>	85	85/800
S80 I 2.5 TDI	08.98-07.01		65/570	<b>65</b>	55	55/480
S80 I 2.9	06.98-07.01		75/680	<b>75</b>		
S80 II 2.0 D	08.07-07.10		95/850	<b>95</b>	85	85/800
S80 II 2.0 F Flexifuel	01.08→		75/680	<b>75</b>		
S80 II 2.4 D5 AWD	03.06-07.09		95/850	<b>95</b>	85	85/800
S80 II 2.5 FT Flexifuel, 2.5 T, 3.0 T6 AWD, 3.2, 3.2 AWD, 4.4 V8 AWD	03.06→		75/680	<b>75</b>		
V40 1.6 16V, 1.8 16V	01.95-06.04		65/570	<b>65</b>	55	55/480
V40 1.9 D	01.96-04.04		75/680	<b>75</b>		
V40 1.9 T4, 2.0, 2.0T, 2.0 16V, 2.0 16V T	01.96-04.04		65/570	<b>65</b>	55	55/480
V50 1.6, 1.8, 1.8 Flexifuel, 2.0, 2.0 F Flexifuel	04.04→		55/480	<b>55</b>	65	65/570
V50 2.4, 2.4 i, 2.5 T5, 2.5 T5 AWD	04.04→		75/680	<b>75</b>	65	65/570
V70 2.3 i, I 2.0, I 2.3 T-5, I 2.4, I 2.5, I 2.5 T AWD, I 2.5 T XC, I 2.5 T XC AWD	01.97→		65/570	<b>65</b>	55	55/480
V70 I 2.5 TDI	01.97-03.00		75/680	<b>75</b>		
V70 II 2.0 T, 2.3 T5, 2.4	03.00-07.07		65/570	<b>65</b>	55	55/480
V70 II 2.4 D, -AWD, D5, -D5 AWD, 2.4 T	03.00-07.07		95/850	<b>95</b>	85	85/800
V70 II 2.4 XC AWD	09.00-07.02		75/680	<b>75</b>		
V70 II 2.5 BI-FUEL LPG	09.01-07.06		65/570	<b>65</b>	55	55/480
V70 II 2.5 D	03.00-07.01		95/850	<b>95</b>	85	85/800
V70 II 2.5 T, -AWD	08.02-07.07		95/850	<b>95</b>	85	85/800
V70 III 1.6 D DRIVE	01.10→		75/680	<b>75</b>	65	65/570
XC60 2.4 D AWD	03.09-07.11		95/850	<b>95</b>	85	85/800
XC60 2.4 D DRIVE	08.09-07.10		95/850	<b>95</b>	85	85/800
XC60 2.4 D3 AWD	08.11→		95/850	<b>95</b>	85	85/800
XC60 2.4 D5 AWD	03.09→		75/680	<b>75</b>		
XC60 3.0 T6 AWD	03.09→		75/680	<b>75</b>		
XC60 3.2 AWD	03.09→		75/680	<b>75</b>		
XC70 I 2.4 D5	12.05-07.07		95/850	<b>95</b>	85	85/800
XC90 2.4 D5 AWD	01.03→		95/850	<b>95</b>	85	85/800
XC90 2.5 T AWD	10.02→		75/680	<b>75</b>		
XC90 3.2 AWD, FWD	08.06→		95/850	<b>95</b>	85	85/800
XC90 4.4 V8 AWD	03.05-12.10		75/680	<b>75</b>		
240 2.3 i	08.88-07.93	<b>JEA</b>	65/570	<b>65</b>	55	55/480
240 2.4 D	04.79-07.93		75/680	<b>75</b>		
440 1.7 i, 1.8 i, 2.0 i	08.84-07.97		65/570	<b>65</b>	55	55/480
460 1.7 i, 1.8 i, 2.0 i	08.84-07.97		65/570	<b>65</b>	55	55/480
480 2.0 i	08.84-07.97		65/570	<b>65</b>	55	55/480
740 2.0 i, 2.3, 2.3 i, 2.3 i 16 V	08.84-07.97		65/570	<b>65</b>	55	55/480
850 2.5 GLE, -GLT	08.84-07.97		65/570	<b>65</b>	55	55/480
850 Kombi TDI	05.96-07.97		75/680	<b>75</b>		
850 Kombi T-5, 2.0, 2.5 GLE, 2.5 GLT	06.91-07.98		65/570	<b>65</b>	55	55/480
940 2.0, 2.3, 2.3 Turbo	06.91-07.98		65/570	<b>65</b>	55	55/480
940 2.3 Turbo Interc., 2.4 TD	09.90-10.98		75/680	<b>75</b>		
960 2.5, 3.0	09.90-10.98		75/680	<b>75</b>		

#### VW (VOLKSWAGEN)

Bora 1.4, 1.6, 1.6 FSI [1J2]	09.98-05.05		45/400	<b>45</b>	55	55/480
Bora 1.9 TDI [1J2]	09.98-05.05		75/680	<b>75</b>	85	85/800
Bora 2.0, 2.3 [1J2]	09.98-05.05		65/570	<b>65</b>	55	55/480
Bora Variant 1.6, 1.6 FSI [1J6]	05.99-05.05		45/400	<b>45</b>	55	55/480
Bora Variant 1.9 TDI [1J6]	05.99-05.05		75/680	<b>75</b>	85	85/800

A Für Fahrzeuge mit Start-/Stopp-Automatik  
 JEA Je nach Erstausrüstung-Bestückung  
 VAD VW-Bodenleistenadapter erforderlich



SUZUKI • TOYOTA • TRABANT  
 VOLVO • VW (VOLKSWAGEN)

Fahrzeugtyp	Baujahr von–bis	Info	Ah/A (EN)	CARTEC	Alternativ	Ah/A (EN)
Bora Variant 2.0, 2.3 [1J6]	05.99-05.05		65/570	65	55	55/480
Bus 1.6 D Turbo, -Synchro [24, 25]	08.84-07.92	VAD	75/680	75	85	85/800
Bus 1.7 D [24, 25]	08.84-07.92	VAD	75/680	75	85	85/800
Bus 1.9 [24, 25]	08.82-07.92	VAD	75/680	75	85	85/800
Bus 2.1 [24, 25]	08.85-07.92	VAD	75/680	75	85	85/800
Bus 2.1 Syncro [24, 25]	08.85-07.92	VAD	75/680	75	85	85/800
Caddy 1.4 [2K]	02.04-08.10		45/400	45	55	55/480
Caddy 1.4 [9K9]	11.95-06.03	VAD	45/400	45	55	55/480
Caddy 1.6 [2K]	04.04-08.10		45/400	45	55	55/480
Caddy 1.6 [9K9]	11.95-09.00	VAD	45/400	45	55	55/480
Caddy 1.9 D [9K9]	11.95-08.98	VAD	65/570	65	55	55/480
Caddy 1.9 SDI [9K9]	11.95-06.03	VAD	65/570	65	55	55/480
Caddy 1.9 TDI [2K]	02.04-08.10		65/570	65	55	55/480
Caddy 1.9 TDI [9K9]	12.96-06.03	VAD	65/570	65	55	55/480
Caddy 2.0 EcoFuel, 2.0 SDI [2K]	02.04-08.10		65/570	65	55	55/480
Caddy 2.0 TDI [2K]	09.07-08.10		75/680	75	85	85/800
Caddy Pickup 1.6 [14, 1A]	08.83-07.92	VAD	45/400	45	55	55/480
Caddy Pickup 1.6 D [14, 1A]	08.82-07.92	VAD	65/570	65	55	55/480
Caddy Pickup 1.8 [14, 1A]	08.85-07.92	VAD	45/400	45	55	55/480
Caddy Pickup 1.9 D [9U7]	06.96-08.98	VAD	65/570	65	55	55/480
California T4 1.9 D, -Turbo [70, 7D]	09.90-06.03	VAD	75/680	75	85	85/800

## VW (VOLKSWAGEN)

California T4 2.0 [70, 7D]	09.90-06.03	VAD	75/680	75	85	85/800
California T4 2.4 D [70, 7D]	09.90-06.03	VAD	75/680	75	85	85/800
California T4 2.4 D Syncro [70, 7D]	11.92-09.98	VAD	75/680	75	85	85/800
California T4 2.5 [70, 7D]	11.90-10.96	VAD	75/680	75	85	85/800
California T4 2.5 TDI, -Synchro [70, 7D]	01.95-06.03	VAD	75/680	75	85	85/800
California T5 3.2, -4 Motion [7H]	05.03-11.09		75/680	75	85	85/800
Caravelle T4 1.9 D, -Turbo [70, 7D]	10.90-06.03	VAD	75/680	75	85	85/800
Caravelle T4 2.0, 2.4 D [70, 7D]	09.90-06.03	VAD	75/680	75	85	85/800
Caravelle T4 2.4 D Syncro [70, 7D]	11.92-09.98	VAD	75/680	75	85	85/800
Caravelle T4 2.5, -Synchro [70, 7D]	11.90-06.03	VAD	75/680	75	85	85/800
Caravelle T4 2.5 TDI [70, 7D]	11.90-06.03	VAD	75/680	75	85	85/800
Caravelle T4 2.5 TDI Syncro [70, 7D]	03.98-06.03	VAD	75/680	75	85	85/800
Caravelle T4 2.8 [70, 7D]	01.96-05.00	VAD	75/680	75	85	85/800
Caravelle T5 3.2, -4Motion [7H]	05.03-11.09		75/680	75	85	85/800
Corrado 1.8 G60, 2.0, 2.0 16V, 2.9 [50]	09.88-07.95	VAD	45/400	45	55	55/480
Crafter 30, 35, 50 2.5 TDI [2E, 2F]	04.06→		75/680	75	85	85/800
Eos 1.4 TSI [1F7] [1F8]	05.08→		45/400	45	55	55/480
Eos 1.6 FSI [1F7]	05.06-05.08		45/400	45	55	55/480
Eos 2.0 FSI, -TDI [1F7]	05.06-05.08		65/570	65	55	55/480
Eos 2.0 TDI [1F8]	11.10→	BAD	65/570	65	55	55/480
Eos 2.0 TSI [1F7]	05.06-11.10		65/570	65	55	55/480
Eos 3.2, 3.6 [1F7]	05.06-11.10		75/680	75	85	85/800
Fox 1.2, 1.4, 1.4 TDI [5Z1]	04.05→		45/400	45	55	55/480
Golf I Cabriolet 1.6, 1.8 [15]	08.82-08.93	VAD	45/400	45	55	55/480
Golf II 1.3, 1.6 [19, 1G]	08.85-07.92	VAD	45/400	45	55	55/480
Golf II 1.6 D, 1.6 TD [19, 1G]	08.83-07.92		55/480	55	65	65/570
Golf II 1.8 [19, 1G]	11.83-08.92	VAD	45/400	45	55	55/480
Golf II 1.8 G60 [19, 1G]	04.90-07.91	VAD	45/400	45	55	55/480
Golf II 1.8 syncro [19, 1G1, 1G4]	08.88-07.91	VAD	45/400	45	55	55/480
Golf III 1.4 [1H1]	11.91-12.97	VAD	45/400	45	55	55/480
Golf III 1.6 [1H1]	09.92-12.97	VAD	45/400	45	55	55/480
Golf III 1.8, -syncro [1H1]	11.91-12.97	VAD	65/570	65	55	55/480
Golf III 1.9 D, SDI, TD, TDI [1H1]	11.91-12.97	VAD	75/680	75	85	85/800
Golf III 2.0 [1H1]	11.91-12.97	VAD	65/570	65	55	55/480
Golf III 2.8 [1H1]	01.92-12.97	VAD	65/570	65	55	55/480
Golf III 2.9 syncro [1H1]	01.92-12.97	VAD	65/570	65	55	55/480
Golf III Cabriolet 1.6, 1.8, 2.0 [1E7]	09.93-04.98	VAD	65/570	65	55	55/480
Golf III Variant 1.4 [1H5]	07.93-02.99	VAD	45/400	45	55	55/480
Golf III Variant 1.6, 1.8, 1.8 syncro [1H5]	07.93-02.99	VAD	65/570	65	55	55/480
Golf III Variant 1.9 D, SDI, TD, TDI [1H5]	07.93-02.99	VAD	75/680	75	85	85/800
Golf III Variant 2.0 [1H5]	07.93-02.99	VAD	65/570	65	55	55/480
Golf IV 1.4, 1.6, 1.6 FSI [1J1]	10.97-05.04		45/400	45	55	55/480
Golf IV 1.8, 1.8 T, 1.8 4 Motion [1J1]	10.97-05.04		65/570	65	55	55/480
Golf IV 1.9 SDI, TDI, TDI 4 Motion [1J1]	10.97-06.05		75/680	75	85	85/800
Golf IV 2.0, -4 Motion, 2.3, 2.8 4 Motion, 3.2 4 Motion [1J1]	10.97-06.05		65/570	65	55	55/480
Golf IV Cabriolet 1.6 [1E7]	04.98-10.00	VAD	45/400	45	55	55/480
Golf IV Cabriolet 1.8 [1E7]	04.98-10.00	VAD	65/570	65	55	55/480
Golf IV Cabriolet 1.9 TDI [1E7]	04.98-12.01	VAD	75/680	75	85	85/800
Golf IV Cabriolet 2.0 [1E7]	04.98-06.02	VAD	65/570	65	55	55/480
Golf IV Variant 1.4, 1.6, 1.6 FSI [1J5]	05.99-06.06		45/400	45	55	55/480
Golf IV Variant 1.9 SDI, TDI, TDI 4 Motion [1J5]	05.99-06.06		75/680	75	85	85/800
Golf IV Variant 2.0 [1J5]	05.99-06.06		65/570	65	55	55/480
Golf V 1.4, 1.4 FSI, 1.4 TSI, 1.6, 1.6 FSI [1K1]	10.03-11.08		45/400	45	55	55/480
Golf V 1.9 TDI, - 4 Motion [1K1]	10.03-11.08		75/680	75	85	85/800
Golf V 2.0 FSI [1K1]	05.04-11.08		65/570	65	55	55/480
Golf V 2.0 GTI, SDI, TDI, TDI 4 Motion [1K1]	10.03-11.08		75/680	75	85	85/800
Golf V Variant 1.4, 1.4 TSI, 1.6 [1K5]	05.07-07.09		45/400	45	55	55/480
Golf V Variant 1.9 TDI, -4 Motion, 2.0 GTI, 2.0 TDI, 2.0 TDI 4 Motion [1K5]	05.07-07.09		75/680	75	85	85/800
Golf VI 1.4 [5K1]	10.08→		45/400	45	55	55/480
Golf VI 1.4 TSI [5K1]	10.08→		45/400	45	55	55/480
Golf VI 1.6 [5K1]	10.08→		65/570	65	55	55/480
Golf VI 1.6 BiFuel [5K1]	11.08→		45/400	45	55	55/480
Golf VI 1.6 TDI 4 Motion [5K1]	12.08→		65/570	65	55	55/480
Golf VI 2.0 GTI [5K1]	04.09→		75/680	75	85	85/800
Golf VI 2.0 TDI, -4 Motion, 2.0 TSI 4 Motion [5K1]	10.08→		75/680	75	85	85/800
Golf VI Variant 1.2 TSI [AJ5]	07.10→	A	65/570	65		
Golf VI Variant 1.4, 1.4 TSI [AJ5]	06.09→		45/400	45	55	55/480
Golf VI Variant 1.6 [AJ5]	07.09→		65/570	65	55	55/480
Golf VI Variant 1.6 TDI 4 Motion, 2.0 TDI [AJ5]	07.09→		75/680	75	85	85/800
Golf Plus 1.4, 1.4 TSI [5M1] [521]	01.05→		45/400	45	55	55/480
Golf Plus 1.6, 1.6 FSI [5M1]	01.05-01.09		45/400	45	55	55/480
Golf Plus 1.9 TDI [5M1]	01.05-01.09		75/680	75	85	85/800
Golf Plus 2.0 FSI [5M1]	11.05-06.08		65/570	65	55	55/480
Golf Plus 2.0 TDI [5M1] [521]	01.05-05.10		75/680	75	85	85/800



Fahrzeugtyp	Baujahr von-bis	Info	Ah/A (EN)	CARTEC	Ah/A (EN) Alternativ
Jetta 1.3 [1G2, 19E]	02.87-07.92	VAD	45/400	45	55 55/480
Jetta 1.4 TSI [1K2]	07.06-10.10		65/570	65	55 55/480
Jetta 1.6 [1G2, 19E]	01.84-07.92	VAD	45/400	45	55 55/480
Jetta 1.6, - FSI [1K2]	09.05-10.10		65/570	65	55 55/480
Jetta 1.6 TDI [1K2]	09.05-10.10		65/570	65	55 55/480
Jetta 1.8, -synchro [1G2, 19E]	01.84-10.91	VAD	45/400	45	55 55/480
Jetta 1.9 TDI [1K2]	09.05-10.10		75/680	75	85 85/800
Jetta 2.0 FSI [1K2]	12.05-06.08		65/570	65	55 55/480
Jetta 2.0 TDI [1K2]	08.05-10.10		75/680	75	85 85/800
Jetta 2.0 TSI, 2.5 [1K2]	09.05-10.10		65/570	65	55 55/480
Käfer 1600 [1]	10.73-09.92	VAD	45/400	45	55 55/480
LT 28 2.4 D [28, 29, 21]	12.82-07.92	VAD	75/680	75	85 85/800
LT 28 2.5 TDI [2D, 2H]	05.99-04.06		75/680	75	85 85/800
LT 31 2.4 D [28, 29, 21]	12.82-07.92	VAD	75/680	75	85 85/800
LT 35 2.4 [28, 29, 21]	12.82-07.92	VAD	75/680	75	85 85/800
LT 35 2.4 D, -Turbo [28, 29, 21]	12.82-04.96	VAD	75/680	75	85 85/800
LT 35 2.5 SDI, -TDI, 2.8 D Turbo, 2.8 TDI [2D, 2H]	05.96-04.06		75/680	75	85 85/800
LT 45 2.4 D [28, 29, 21]	12.82-07.92	VAD	75/680	75	85 85/800
LT 46 2.5 TDI, 2.8 D Turbo, 2.8 TDI [2D, 2H]	05.96-04.06		75/680	75	85 85/800
LT 55 2.4 D Turbo [28, 29, 21]	08.85-04.96	VAD	75/680	75	85 85/800
Lupo 1.0, 1.4 [6X1]	10.98-07.05		45/400	45	55 55/480
Lupo 1.2 TDI 3L, 1.4 FSI, 1.4 TDI, 1.7 TDI [6X1]	10.98-07.05		65/570	65	55 55/480
Multivan T4 1.9 D, -Turbo [70, 7D]	09.90-04.99	VAD	75/680	75	85 85/800
Multivan T4 2.0 [70, 7D]	09.90-04.99	VAD	75/680	75	85 85/800
Multivan T4 2.4 D [70, 7D]	09.90-06.03		75/680	75	85 85/800
Multivan T4 2.5, -Synchro, 2.5 TDI, -Synchro [70, 7D]	11.90-06.03	VAD	75/680	75	85 85/800
Multivan T4 2.8 [70, 7D]	01.96-05.00	VAD	75/680	75	85 85/800
Multivan T5 2.0, 3.2, 3.2 4 Motion [7H]	01.98→		75/680	75	85 85/800
New Beetle 1.4, 1.6, 1.8 T, 1.9 TDI, 2.0, 2.5 [1C1, 9C1]	01.98→		65/570	65	55 55/480
New Beetle Cabriolet 1.4, 1.6, 1.8 T, 1.9 TDI, 2.0, 2.5 [1Y7]	01.98→		65/570	65	55 55/480
Passat 1.6 [3B2] [3B3] [3C2]	10.96-07.10		45/400	45	55 55/480
Passat 1.6 [312, 351, 3A2]	08.88-03.97	VAD	45/400	45	55 55/480
Passat 1.6 FSI [3C2]	03.05-06.08		45/400	45	55 55/480
Passat 1.8 [3B2]	12.96-11.00		75/680	75	85 85/800
Passat 1.8 [3B3]	10.00-05.05		65/570	65	55 55/480
Passat 1.8 [312, 351, 3A2]	04.88-03.97	VAD	45/400	45	55 55/480
Passat 1.8 FSI, TSI [3C2]	05.08-07.10		65/570	65	55 55/480
Passat 1.8 Turbo, 1.9 TDI [3B2]	10.96-11.00		75/680	75	85 85/800
Passat 1.9 TDI [3B3]	10.00-05.05		65/570	65	55 55/480
Passat 1.9 TDI [3C2]	03.05-11.08		75/680	75	85 85/800
Passat 1.9 TDI [312, 351, 3A2]	10.93-07.96	VAD	55/480	55	65 65/570
Passat 2.0 [3B3]	10.00-05.05		65/570	65	55 55/480
Passat 2.0 [312, 351, 3A2]	03.90-03.97	VAD	75/680	75	85 85/800
Passat 2.0 FSI, -4 Motion [3C2]	11.05-07.10		65/570	65	55 55/480
Passat 2.0 TDI, - 4 Motion [3C2]	03.05-08.10		75/680	75	85 85/800
Passat 2.0 TSI [3C2]	11.05-11.10		65/570	65	55 55/480
Passat 2.3 [3B2]	10.96-11.00		75/680	75	85 85/800
Passat 2.3 [3B3]	10.00-05.05		65/570	65	55 55/480
Passat 2.3 syncro [3B2]	06.97-11.00		75/680	75	85 85/800
Passat 2.5 TDI, -4 Motion [3B3]	10.00-05.05		65/570	65	55 55/480
Passat 2.8 [312, 351, 3A2]	06.91-03.97	VAD	75/680	75	85 85/800
Passat 2.8 syncro [3B2]	01.97-11.00		75/680	75	85 85/800
Passat 2.8 4 Motion [3B3]	10.00-05.05		65/570	65	55 55/480
Passat 3.2 FSI 4 Motion, 3.6 FSI, 3.6 FSI R36 4 Motion, 3.6 FSI 4 Motion [3C2]	09.05-07.10		75/680	75	85 85/800
Passat CC 1.8 TFSI, -TSI [357]	05.08→		65/570	65	55 55/480
Passat CC 2.0 TDI, - 4 Motion, 2.0 TSI, 3.6 FSI 4 Motion [357]	05.08→		75/680	75	85 85/800
Passat Variant 1.4 TSI [3C5]	05.07-11.10		65/570	65	55 55/480
Passat Variant 1.4 TSI EcoFuel [3C5]	11.08-11.10		45/400	45	55 55/480
Passat Variant 1.6 [3B5] [3B6]	01.97-05.05		45/400	45	55 55/480
Passat Variant 1.6 [3C5]	08.05-11.10		45/400	45	55 55/480
Passat Variant 1.6 [315, 351, 3A5]	08.88-03.97	VAD	45/400	45	55 55/480
Passat Variant 1.6 FSI [3C5]	08.05-06.08		45/400	45	55 55/480
Passat Variant 1.6 TD [315, 351, 3A5]	08.89-09.93	VAD	55/480	55	65 65/570
Passat Variant 1.6 TDI [3C5]	08.09-11.10		65/570	65	55 55/480
Passat Variant 1.8 [3B5]	05.97-05.05		75/680	75	85 85/800
Passat Variant 1.8 [3B6]	05.97-05.05		75/680	75	85 85/800
Passat Variant 1.8 [315, 351, 3A5]	04.88-03.97	VAD	45/400	45	55 55/480
Passat Variant 1.8 FSI, -TSI [3C5]	05.07-11.10		75/680	75	85 85/800
Passat Variant 1.8 Turbo [3B5]	05.97-11.00		75/680	75	85 85/800
Passat Variant 1.9 D, 1.9 TD [315, 351, 3A5]	05.89-03.97	VAD	55/480	55	65 65/570
Passat Variant 1.9 TDI [3B5] [3B6]	05.97-05.05		75/680	75	85 85/800
Passat Variant 1.9 TDI [3C5]	08.05-11.08		75/680	75	85 85/800
Passat Variant 1.9 TDI [315, 351, 3A5]	10.93-03.97	VAD	55/480	55	65 65/570
Passat Variant 1.9 TDI syncro [3B5], 1.9 TDI 4 Motion, 2.0 [3B6]	06.97-05.05		75/680	75	85 85/800
Passat Variant 2.0 [315, 351, 3A5]	08.88-03.97	VAD	75/680	75	85 85/800
Passat Variant 2.0 FSI [3C5]	11.05-11.10		45/400	45	55 55/480
Passat Variant 2.0 FSI 4 Motion [3C5]	11.05-11.10		45/400	45	55 55/480
Passat Variant 2.0 syncro [315, 351, 3A5]	10.90-03.97	VAD	75/680	75	85 85/800
Passat Variant 2.0 TDI [3B6]	11.03-05.05		75/680	75	85 85/800
Passat Variant 2.0 TDI [3C5]	08.05-11.10		75/680	75	85 85/800
Passat Variant 2.0 TDI 4 Motion [3C5]	08.05-11.10		75/680	75	85 85/800
Passat Variant 2.0 TSI [3C5]	11.05-11.10		75/680	75	85 85/800
Passat Variant 2.3 [3B5], 2.3 [3B6], 2.5 TDI [3B5]	09.97-05.05		75/680	75	85 85/800
Passat Variant 2.5 TDI, - 4 Motion [3B6]	09.97-05.05		75/680	75	85 85/800
Passat Variant 2.8 [315, 351, 3A5]	06.91-03.97	VAD	75/680	75	85 85/800
Passat Variant 2.8 syncro [3B5], 2.8 4 Motion [3B6]	01.97-05.05		75/680	75	85 85/800
Phaeton 3.0 TDI 4 Motion [3D]	05.02-10.08		75/680	75	85 85/800
Phaeton 3.2 [3D]	05.02-10.08		75/680	75	85 85/800

A Für Fahrzeuge mit Start-/Stopp-Automatik  
BAD Achtung: Batteriewechsel muss mit Diagnosetester am Steuergerät angemeldet werden.  
VAD VW-Bodenleistenadapter erforderlich



Fahrzeugtyp	Baujahr von–bis	Info	Ah/A (EN)	CARTEC	Alternativ	Ah/A (EN)
Phaeton 3.6 4 Motion [3D]	11.08-05.10		65/570	65	55	55/480
Phaeton 4.2 4 Motion, 5.0 TDI 4 Motion, 6.0 4 Motion [3D]	11.02→		75/680	75	85	85/800
Polo 1.0 [6N1]	10.94-12.99	VAD	45/400	45	55	55/480
Polo 1.0 [6N2]	07.98-09.01		45/400	45	55	55/480
Polo 1.0 [80]	10.90-09.94	VAD	45/400	45	55	55/480
Polo 1.0 [86, 87]	08.85-01.92	VAD	45/400	45	55	55/480
Polo 1.2 [6R1]	06.09→		45/400	45	55	55/480
Polo 1.2 [9N1] [9N3], 1.2 TDI [6R1], 1.2 TSI [6R1]	11.01→		45/400	45	55	55/480
Polo 1.3 [6N1]	10.94-07.95	VAD	45/400	45	55	55/480
Polo 1.3 [80]	10.90-09.94	VAD	45/400	45	55	55/480
Polo 1.4 [6N1] [6N2] [6R1] [9N1] [9N2] [9N3]	07.95-12.99	VAD	45/400	45	55	55/480
Polo 1.4 D [80]	10.90-09.94	VAD	55/480	55	65	65/570
Polo 1.4 FSI [9N1] [9N3]	09.01-07.06		45/400	45	55	55/480
Polo 1.4 TDI [6N2]	10.99-09.01		65/570	65	55	55/480
Polo 1.4 TDI [9N1] [9N3]	09.01-12.09		75/680	75	85	85/800
Polo 1.4 16V [6N2]	01.99-09.01		45/400	45	55	55/480
Polo 1.6 [6N1]	10.94-12.99	VAD	45/400	45	55	55/480
Polo 1.6 [9N3]	05.06-12.09		45/400	45	55	55/480
Polo 1.6 TDI [6R1]	06.09→	BAD	65/570	65	55	55/480
Polo 1.7 SDI [6N1]	05.97-12.99	VAD	65/570	65	55	55/480
Polo 1.7 SDI [6N2]	10.99-09.01		75/680	75	85	85/800

## VW (VOLKSWAGEN)

Polo 1.8 GTI [9N3]	09.05-11.09		75/680	75	85	85/800
Polo 1.9 D [6N1]	10.94-12.99	VAD	65/570	65	55	55/480
Polo 1.9 D [6N2], 1.9 SDI [9N1], 1.9 SDI [9N3], 1.9 TDI [9N1], 1.9 TDI [9N3]	10.99-12.09		75/680	75	85	85/800
Polo Classic 1.4, 1.6 [6V2]	11.95-09.01	VAD	45/400	45	55	55/480
Polo Coupé 1.0 [80]	10.90-09.94	VAD	45/400	45	55	55/480
Polo Coupé 1.0 [86, 87]	08.85-08.90	VAD	45/400	45	55	55/480
Polo Coupé 1.3 [80]	10.90-09.94	VAD	45/400	45	55	55/480
Polo Coupé 1.3 [86, 87]	12.86-08.90	VAD	45/400	45	55	55/480
Polo Coupé 1.3 G40 [80]	10.90-09.94	VAD	45/400	45	55	55/480
Polo Variant 1.4 [6V5]	05.97-09.01		45/400	45	55	55/480
Polo Variant 1.6 [6V5]	05.97-09.01	VAD	45/400	45	55	55/480
Polo Variant 1.7 SDI [6V5]	11.97-08.99	VAD	65/570	65	55	55/480
Scirocco 1.4 TSI [137]	08.08→		65/570	65	55	55/480
Scirocco 1.8 [53B]	05.83-07.92	VAD	45/400	45	55	55/480
Scirocco 2.0 TDI, TSI [137]	08.08→		75/680	75	85	85/800
Sharan 1.8 T [7M8]	11.97-02.00	VAD	65/570	65	55	55/480
Sharan 1.8 T [7M9, 7M6]	05.00-03.10		65/570	65	55	55/480
Sharan 1.9 TDI [7M8]	09.95-02.00	VAD	75/680	75	85	85/800
Sharan 1.9 TDI, - 4 Motion [7M9, 7M6]	04.00-03.10		75/680	75	85	85/800
Sharan 2.0 [7M8]	09.95-02.00	VAD	65/570	65	55	55/480
Sharan 2.0 [7M9, 7M6]	05.00-03.10		65/570	65	55	55/480
Sharan 2.0 TDI, 2.8, -4 Motion [7M9, 7M6], 2.8 [7M8]	11.05-03.10		75/680	75	85	85/800
Tiguan 1.4 TSI 4 Motion [5N1]	11.07-11.08		65/570	65	55	55/480
Tiguan 2.0 TDI [5N1]	03.08-05.11	BAD	75/680	75	85	85/800
Tiguan 2.0 TDI 4 Motion, 2.0 TSI 4 Motion [5N1]	11.07-05.11		75/680	75	85	85/800
Touareg 2.5 TDI, 3.0 TDI [7LA] [7L6],	11.02-05.10		75/680	75	85	85/800
Touareg 3.2 [7LA], 3.6 FSI [7L6]	11.02-05.10		75/680	75	85	85/800
Touareg 4.2 [7LA]	04.03-11.06		95/850	95	85	85/800
Touareg 4.2 FSI [7L6]	11.02-05.10		95/850	95	85	85/800
Touareg 5.0 TDI [7L6], 6.0 [7L6]	11.02-05.10		95/850	95	85	85/800
Touareg 50 TDI [7LA]	11.02-05.10		95/850	95	85	85/800
Touran 1.4 TSI, -EcoFuel [1T2]	02.03-05.10		45/400	45	55	55/480
Touran 1.6, 1.6 FSI [1T1] [1T2]	02.03-05.10		45/400	45	55	55/480
Touran 1.9 TDI [1T1] [1T2]	02.03-05.10		75/680	75	85	85/800
Touran 2.0 EcoFuel [1T2]	11.06-05.10		65/570	65	55	55/480
Touran 2.0 FSI [1T1]	10.03-11.05		65/570	65	55	55/480
Touran 2.0 FSI [1T2]	11.06-01.07		65/570	65	55	55/480
Touran 2.0 TDI [1T1] [1T2]	02.03-05.10		75/680	75	85	85/800
Transporter T3 1.6 D Turbo, -Synchro, 1.7 D [24, 25]	08.84-07.92	VAD	75/680	75	85	85/800
Transporter T3 1.9 [24, 25]	08.82-07.92	VAD	75/680	75	85	85/800
Transporter T3 1.9 Syncro [24, 25]	02.85-07.92	VAD	75/680	75	85	85/800
Transporter T3 2.1 [24, 25]	07.85-07.92	VAD	75/680	75	85	85/800
Transporter T3 2.1 Syncro [24, 25]	08.85-04.97	VAD	75/680	75	85	85/800
Transporter T4 1.9 D [70, 7D]	08.85-04.97	VAD	75/680	75	85	85/800
Transporter T4 1.9 D Turbo [70, 7D]	10.92-06.03	VAD	75/680	75	85	85/800
Transporter T4 2.0 [70, 7D]	09.90-06.03		75/680	75	85	85/800
Transporter T4 2.4 D [70, 7D]	09.90-06.03		75/680	75	85	85/800
Transporter T4 2.4 D [70, 7D]	05.97-04.99	VAD	75/680	75	85	85/800
Transporter T4 2.4 D Syncro [70, 7D]	11.92-09.98	VAD	75/680	75	85	85/800
Transporter T4 2.5 [70, 7D]	11.90-06.03	VAD	75/680	75	85	85/800
Transporter T4 2.5 Syncro [70, 7D]	01.94-06.03	VAD	75/680	75	85	85/800
Transporter T4 2.5 TDI [70, 7D]	05.98-06.03	VAD	75/680	75	85	85/800
Transporter T4 2.5 TDI Syncro [70, 7D]	03.98-06.03	VAD	75/680	75	85	85/800
Transporter T5 1.9 TDI, 2.0, 2.5 TDI, - 4 Motion, 3.2, -4 Motion [7J], 2.0, 3.2, 3.2 4 Motion [7H]	04.03-11.09		75/680	75	85	85/800
Vento 1.6, 1.8, 2.0 [1H2]	11.91-12.97	VAD	65/570	65	55	55/480
Vento 1.9 TD, -TDI [1H2]	11.91-12.97	VAD	75/680	75	85	85/800

## WARTBURG

Wartburg 353 W	01.78-12.90		45/400	45	55	55/480
Wartburg 353 1.3	09.88-05.91		45/400	45	55	55/480



	<b>D</b>	<b>F</b>	<b>I</b>	<b>CZ</b>
<b>A</b>	Für Fahrzeuge mit Start-/Stopp-Automatik	Pour véhicules avec technologie Stop/Start automatique	Per veicoli con sistema start and stop	Pro vozidla se systémem Start-Stop
<b>BAD</b>	Achtung: Batteriewechsel muss mit Diagnosetester am Steuergerät angemeldet werden.	Attention: tout changement de batterie doit être signalé à l'appareil de contrôle au moyen d'un testeur de diagnostic.	Attenzione: La sostituzione delle batterie deve essere registrata con lo strumento di diagnosi al connettore diagnostico del veicolo.	Pozor: Výměna baterie musí být nahlášena pomocí diagnostického zkoušeče řídicí jednotce.
<b>BAW</b>	Bei Einbau der Alternativtype, Batteriewanne auswechseln	Pour montage de l'autre type, remplacer le bac de batterie	Se si monta il tipo alternativo, sostituire il vano batteria	Při zabudování alternativního typu vyměňte vanu akumulátoru
<b>FAD</b>	Ford Pol-Adapter erforderlich	Adaptateur Ford nécessaire	Necessario adattatore poli Ford	Je nezbytný pól. adaptér Ford
<b>JEA</b>	Je nach Erstausrüstung-Bestückung	Selon équipement de premier monte	In base al primo equipaggiamento	Podle úrovně originální výbavy
<b>VAD</b>	VW-Bodenleisten erforderlich	Adaptateur rebord de fixation VW nécessaire	Necessario adattatore listello pavimento VW	Je nezbytný adaptér pro podlah. lištu
<b>ZE</b>	Zwei Batterien erforderlich	2 nécessaires	Sono necessari due pezzi	Jsonu nutné dva
<b>Ah</b>	Kapazität Batterie	Capacité de la batterie	Capacità batteria	Kapacita akum.
<b>A (EN)</b>	Kälteprüfstrom Batterie	Courant de contrôle à froid de la batterie	Corrente di prova a freddo batteria	Prou zk. chlad. akum.

BAD Achtung: Batteriewechsel muss mit Diagnosetester am Steuergerät angemeldet werden.

VAD VW-Bodenleistenadapter erforderlich

STAND: 03/2013

**Art.Nr. 10186**



4 038373 101860