









MONTAGEANLEITUNG

-  MONTAGEANLEITUNG
-  ASSEMBLY INSTRUCTION
-  DE INSTRUCTIE VAN DE ASSEMBLAGE
-  ISTRUZIONI DI MONTAGGIO
-  INSTRUCCIÓN DE ASAMBLEA
-  INSTRUCTION DE MONTAGE
-  NÁVOD K MONTÁŽI
-  MONTERINGSANVISNING

-  MONTAJ TALIMATI
-  ASENNUSOHJE
-  BRUGSANVISNING
-  BRUKSANVISNING
-  UPUTE ZA MONTAŽU
-  NAVODILA ZA MONTAŽO
-  SZERELÉSI ÚTMUTATÓ
-  INSTRUCIUNI DE MONTAJ



Modell-Nr.

12050

ART.-NR. FRONT KORPUS

12052 **Rot** (ähnl. RAL 3002) Silber

12057 **Ultramarinblau** (RAL 5002) Silber

12056 Silber **Schwarz** (RAL 9005)

Friedrich Küpper GmbH
Friedrich-Küpper-Weg
54570 Berlingen
Deutschland

Telefon +49 (0) 65 91 - 95 42 0
Telefax +49 (0) 65 91 - 95 42 17
E-Mail info@friedrich-kuepper.de
Internet www.friedrich-kuepper.de

EINZELTEILE / PIECES

1× (A)



772 mm × 475 mm

Art.-Nr. E0154 (Silber/silver)
Art.-Nr. E0155 (Schwarz/black)

1× (C)



1057 mm × 473 mm

Art.-Nr. E0179 (Silber/silver)
Art.-Nr. E0180 (Schwarz/black)

1× (B)



772 mm × 475 mm

Art.-Nr. E0165 (Silber/silver)
Art.-Nr. E0166 (Schwarz/black)

1× (D)



1057 mm × 473 mm

Art.-Nr. E0191 (Silber/silver)
Art.-Nr. E0192 (Schwarz/black)

1× (F)



645 mm × 450 mm

Art.-Nr. E0211 (Silber/silver)
Art.-Nr. E0212 (Schwarz/black)

1× (E)



985 mm × 480 mm

Art.-Nr. E0198 (Silber/silver)

2× (K)



403 mm × 468 mm

Art.-Nr. E0230 (Silber/silver)
Art.-Nr. E0227 (Rot/red)
Art.-Nr. E0229 (Blau/blue)

1× (Y)



1200 mm × 600 mm

Art.-Nr. E0255

2× (L)



400 mm × 25 mm

Art.-Nr. E0233 (Silber/silver)
Art.-Nr. E0234 (Schwarz/black)

2× (J)



450 mm × 120 mm

Art.-Nr. E0224 (Silber/silver)

2× (H)



450 mm × 445 mm

Art.-Nr. E0215 (Silber/silver)

2× (I)



470 mm × 130 mm

Art.-Nr. E0221 (Silber/silver)
Art.-Nr. E0218 (Rot/red)
Art.-Nr. E0220 (Blau/blue)
















2× (X)










450 mm × 20 mm

Art.-Nr. E0252 (Schwarz/black)

BEUTELINHALT / BAG CONTENT

 6× 5,5 × 19 mm Art.-Nr. E0284	 8× KU 4 × 16 mm Art.-Nr. E0285	 20× M5 × 10 mm Art.-Nr. E0286	 20× ø 5,3 mm Art.-Nr. E0287	 20× M5 Art.-Nr. E0288	 16× M4 × 10 mm Art.-Nr. E0289
 16× M4 Art.-Nr. E0290	 2× Art.-Nr. E0292	 2× Art.-Nr. E0291	 4× Art.-Nr. E0293	 4× Art.-Nr. E0294	 4× M8 Art.-Nr. E0295
 2× Art.-Nr. E0296	 2× Art.-Nr. E0297	 4× Art.-Nr. E0298			


BENÖTIGTES WERKZEUG / NEEDED TOOLS

<p>①</p>  <p>PH 1 × 100 PH 2 × 100 Schlitz 6,5 × 150</p>	<p>②</p>  <p>SW 7 SW 8 SW 10</p>	<p>③</p>  <p>4 mm</p>
<p>④</p> 	<p>⑤</p> 	<p>⑦</p> 
<p>⑧</p> 		

1. WICHTIG / IMPORTANT



2. 2 x M5 2 x M5 x 10 2 x 5,3 MM



3.



4.

- 2 × M5
- 2 × M5 × 10
- 2 × 5,3MM
- ② SW 8
- ① PH 2 × 100



ZU SCHRITT 2. / IN ADDITION TO STEP 2.

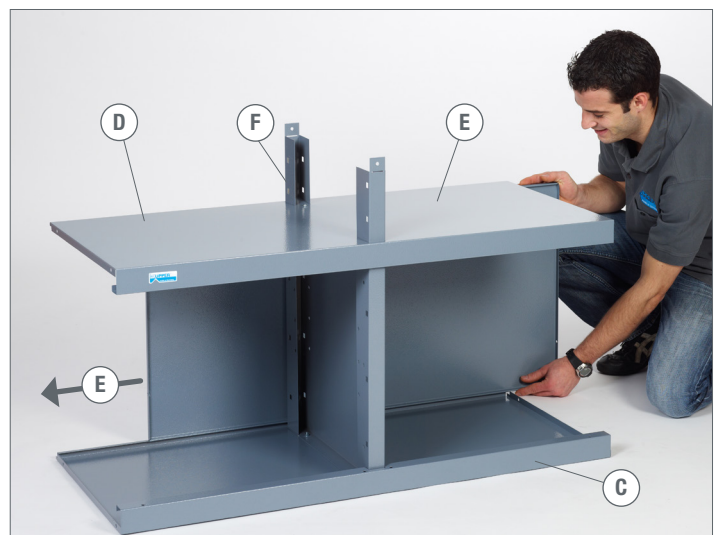
- ② SW 8
- ① PH 2 × 100



5.



6.



7. WICHTIG / IMPORTANT



8. WICHTIG / IMPORTANT



9. 6 x M5 6 x M5 x 10 6 x 5,3 MM 2 SW 8 1 PH 2 x 100




10. 6 x M5 6 x M5 x 10 6 x 5,3 MM 2 SW 8 1 PH 2 x 100



11.

4 x M8
4 x
4 x


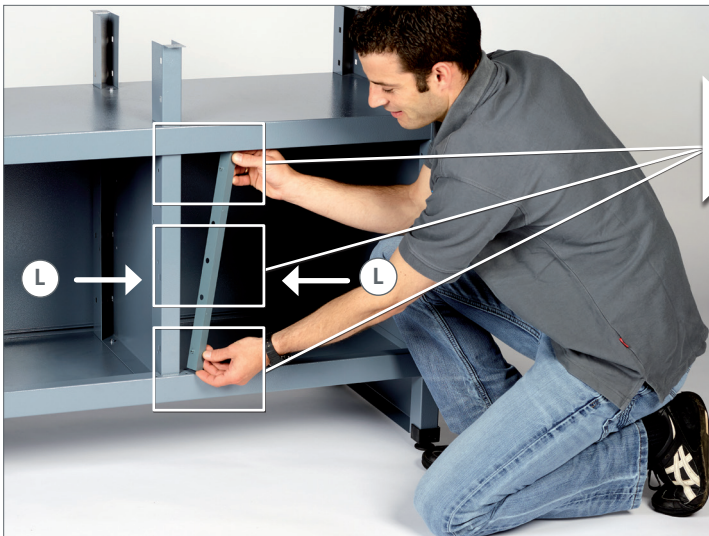
5




12.

4 x KU 4 x 16
2 x

1
PH 2 x 100



13.



14.  4 x




15.



16.




17.  2x  2x



18.

⑧  ⑦ 



19.

④  ③ 

20.

 6 x 5,5 x 19
②  SW 8 ②  SW 8



21.  2 x CR

22.  2 x CL




23. 4 × M4 4 × M4 × 10

② SW7 ① PH1 × 100




24. 12 × M4 12 × M4 × 10


② SW7 ① PH1 × 100



25.



26.



27.



28.

4 × KU 4 × 16

2 ×

① PH2 × 100



29.





2019-11

Modell-Nr.

12050