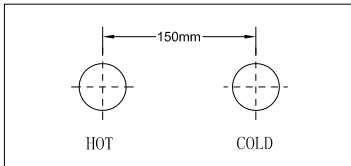
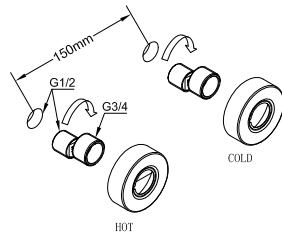



# INSTRUCTION FOR THERMOSTATIC SHOWER



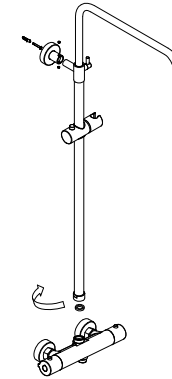
1、 Distance from hot inlet to cold inlet



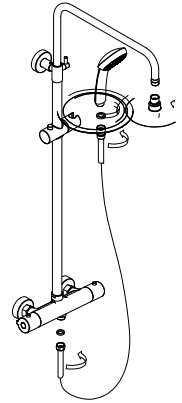
2. Install curved-leg and decorate cover



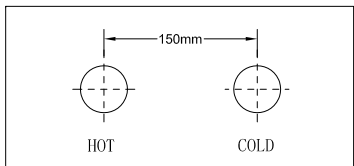
3. Install shower faucet



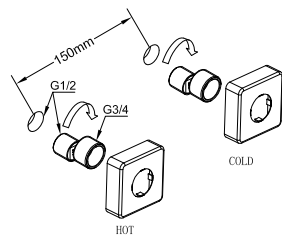
4. Install shower pipe



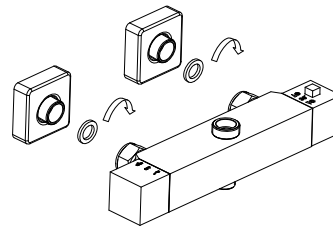
5. Install shower head, hose and shower hand



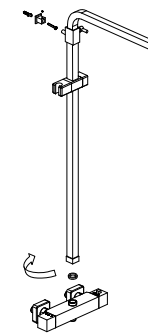
1、 Distance from hot inlet to cold inlet



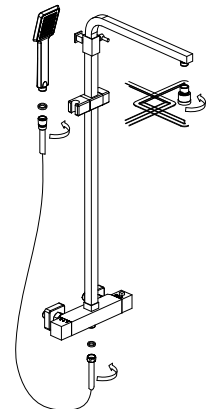
2. Install curved-leg and decorate cover



2. Install shower faucet



4. Install shower pipe



5. Install shower head, hose and shower hand