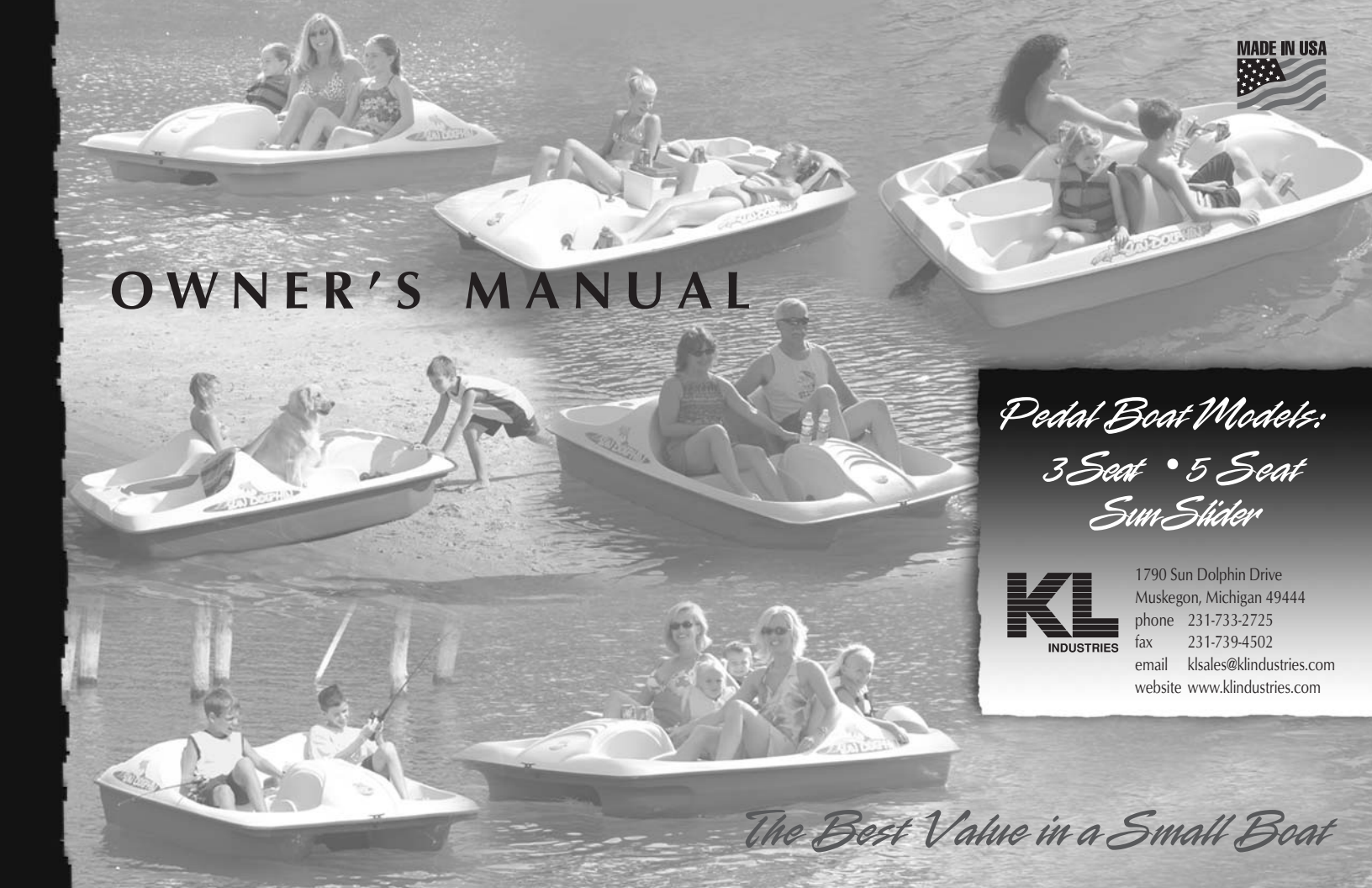

OWNER'S MANUAL

MADE IN USA

Pedal Boat Models:

3 Seat • 5 Seat

Sun Slider

KL INDUSTRIES

1790 Sun Dolphin Drive
Muskegon, Michigan 49444
phone 231-733-2725
fax 231-739-4502
email klsales@klindustries.com
website www.klindustries.com

The Best Value in a Small Boat

Congratulations on the recent purchase of your new pedal boat! You have purchased a boat from one of the nations leading manufacturers of small boats. Your boat represents years of commitment to product design, excellence in engineering and quality in manufacturing. With proper care and maintenance your pedal boat should last for many years to come. Please call our helpful and knowledgeable Customer Support Department if you have any questions.

MATERIALS

Your pedal boat is manufactured from High Density Polyethylene (HDPE). It is a very durable material. Our specially formulated HDPE has an ultra-violet inhibitor blended throughout the material to reduce color fade and maintain its strength. Polyethylene is a somewhat flexible material with some memory. This means it has a tendency to return to its original molded shape if distorted. All boats are equipped with closed cell foam for flotation.



Photo #1 Shipping Position



Photo #2 Operating Position



Photo #3 Serial Number Location

BOAT SET-UP

Rudder

It is necessary for you to change the rudder from its shipping position to the operating position. See Photos #1 and #2. Remove the rudder and pin it through the top hole of the rudder so it hangs with the straight side towards the front of the boat. Be sure to secure it with cotter ring.

Two adjustable seats come with our Sun Slider Adjustable 5 Seat Lounging Pedal Boat. Adjust the seat to accommodate your height by placing it in the notched positions. For lounging, simply place seat in the back footwell notches.

Paperwork

Warranty Registration Card

To properly register your boat with KL Industries for warranty validation please fill out the warranty registration form online at www.klindustries.com. Please review our full warranty statement. If you are unable to register your boat online please contact our Customer Support Department at 231-733-2725. The serial number can be found on the outside of the hull in the back right corner just under the rubrail. See Photo #3.

Manufacturers Statement of Origin (MSO)
You should receive a MSO with your new boat. Some states may require a MSO for proper registration of your boat. If you plan on putting an electric motor on then it may be necessary to register it. Please check with your local dealer or state licensing bureau.

Owner's Manual
Keep your owner's manual for future reference. It is a good idea to write down the following information:

Serial Number _____
Date of Purchase _____
Purchased from _____

Applying Decals
Before applying boat registration decals (if required), clean the area with alcohol or any solvent that does not leave a residue. Make sure solvent is put aside and is dry. Using a propane torch, lightly pass the flame back and forth over the area where the decals will be applied. **Don't try to heat the surface.** This process will enhance the adhesion of the decals.

BEFORE LEAVING SHORE & SAFETY PROCEDURES


Photo #4 Drain Plug Location

- Review the maximum capacities on the capacity plate located on the back of the seats. Ensure you are safely within these limits.
- Make sure your drain plug is secure. The drain plug is in the center bow of the boat just below the rubrail. See Photo #4.
- Make sure all passengers are wearing Personal Flotation Devices.
- Check for wind conditions, current or wave conditions that would make it difficult to pedal back.
- Ensure children understand that they may get tired pedaling and go too far from shore. Make them aware of wind that may push them away from shore.
- When leaving shore do not lift the bow and shove the boat backwards. The rudder will jam under the hull and damage the steering mechanism. Turn the boat around and push it in bow first or set the boat in water deep enough so the rudder doesn't contact the bottom.

CARE AND MAINTENANCE

With minimal care and maintenance, your boat has been designed to provide you with many years of enjoyment.

- Drain any water accumulated between deck and hull.
- Your pedal boat can be cleaned with warm water and any standard detergents. More difficult stains, such as brackish watermarks may be cleaned with a petroleum based cleaner. Read the manufacturers' instructions carefully before using any cleaner.
- If your boat is used in salt-water environments it is suggested that the boat and components be rinsed thoroughly with fresh water after each use. See optional accessories for salt-water upgrade.
- Your pedal boat comes standard with our exclusive oil impregnated bronze bushings. They are commercial quality and don't need frequent lubricating. After the first few uses you may see a blue or teal watermark down the inside of your boat. This is simply the paint on the crank inside the bushing wearing off. This is normal and can be cleaned as above.
- Use some care when beaching the boat. Avoid dragging it across asphalt, concrete or sharp rocks to prevent excessive wear and abrasion to the hull bottom.
- Polyethylene is a somewhat flexible material with some memory. This means it has a tendency to return to its' original molded shape if distorted. If this occurs follow these steps:
  1. Relieve the pressure that caused the dent or distortion by supporting the boat differently or removing gear.
  2. Place the boat in the warm sun. Usually the south side of a building is the warmest spot. As the boat warms up usually (but not always) the boat will return to its original molded shape. This may take a few hours or a couple of weeks depending upon outside temperatures and the degree of distortion.

STORAGE

- If possible, it is best to store your pedal boat inside for the winter. If stored outside custom mooring covers that prevent water and debris from accumulating are available from either your local marine dealer or direct from KL Industries.
- When storing your boat, open the drain plug and stand it on its front bow to ensure proper drainage. Either store it on its bow or turn it upside down.
- Don't allow water to accumulate between the deck and hull and freeze. Freezing damages the polystyrene flotation foam.
- Don't place the boat on 4x4's or sawhorses. Dents will form in the hull.

FREQUENTLY ASKED QUESTIONS

1. **Where is the serial number located?** The serial number is located in the back right hand corner on the outside of the hull just below the rubrail. The number will be stamped on a silver plate, starts with JOK and is 12 digits long. See Photo #3.

2. **There is water inside my boat. Is this normal?** Just like any boat, your boat may take on some water. Because of its flexible nature, a polyethylene boat is prone to accumulate a small amount of water between the deck and hull. Water may accumulate between the deck and hull due to rain, waves and condensation. This is normal, not a defect, and should be drained periodically. Do not return to the retailer. Remove the drain plug located under bow rubrail and tip the boat up to drain. See Photo #4. It is also normal for water to come out where the deck and hull meet if there is an excessive amount of water. Replace the drain plug by inserting a Phillips head screw driver in the hole in the plug and push the plug into the hole. Remove battery before draining your boat.

3. **There is blue or teal oil coming out of my bushings and running into the footwell. Is this normal?** After the first few uses you may see a blue or teal watermark down the inside of your boat. This is simply the paint on the crank inside the bushing wearing off. This is normal and can be cleaned with warm water and any standard detergents.

4. **How should I store my boat in the winter?** See Storage.

5. **What can I do if dents form in the hull from improper storage?** Expose the dent to warm sunlight preferably on the south side of a building. As the plastic warms it will usually (but not always) return to its molded shape. This process may take one day to two weeks.

Please Choose Your Model

Sun Slider Adjustable 5 Seat Lounging Features

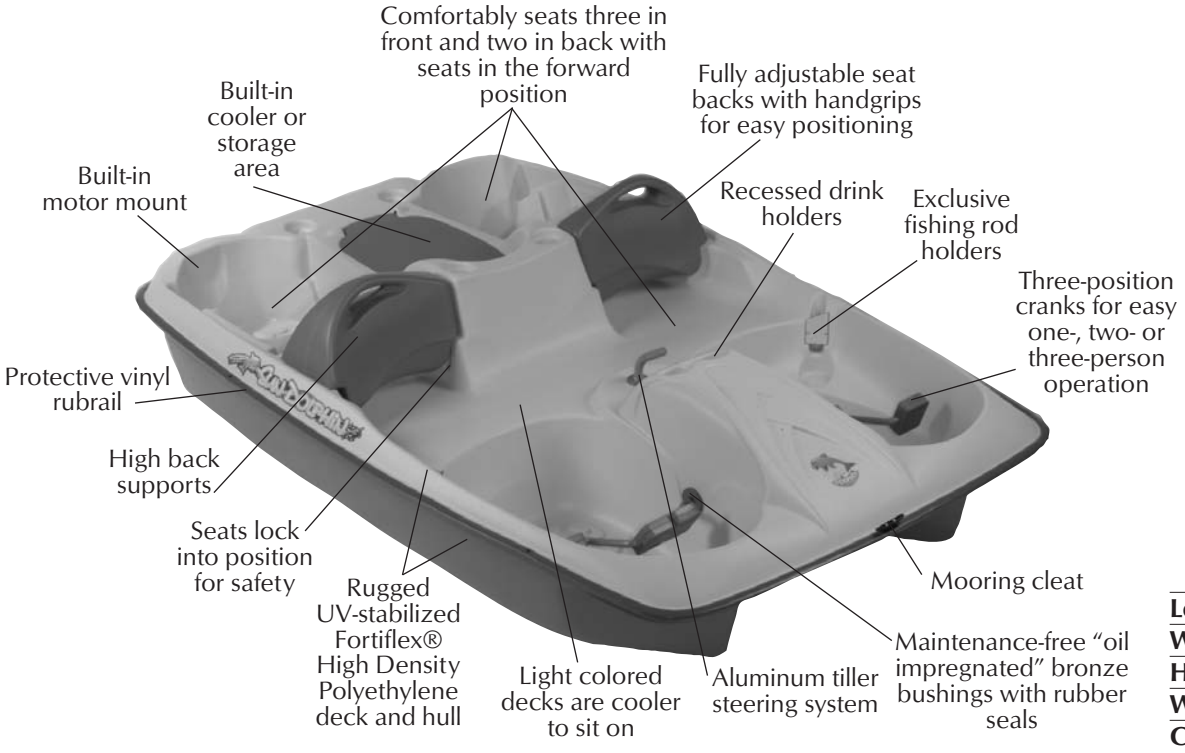

ALSO FEATURES:

- Super tough paddle wheel
- Closed cell polystyrene foam flotation
- Adhesive sealant between deck and hull
- Color coordinated pedals, cranks, bushings, steering handle and rubrail

Specifications

Length	**96″**	**236 cm**
Width	**65″**	**165 cm**
Height	**24.5″**	**62 cm**
Weight	**117 lbs.**	**53 kg**
Capacity	**825 lbs.**	**374 kg**

3 Seat Features

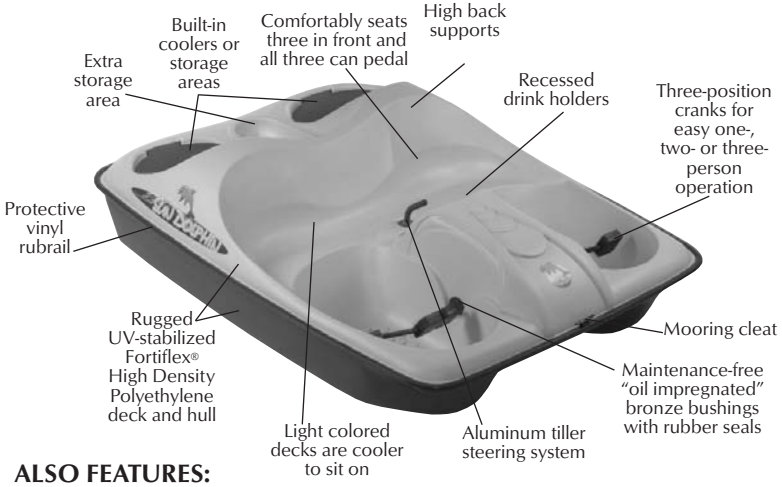

ALSO FEATURES:

- Super tough paddle wheel
- Adhesive sealant between deck and hull
- Closed cell polystyrene foam flotation
- Color coordinated pedals, cranks, bushings, steering handle and rubrail

Specifications

Length	**86″**	**218 cm**
Width	**62″**	**157 cm**
Height	**23″**	**58 cm**
Weight	**100 lbs.**	**45 kg**
Capacity	**600 lbs.**	**272 kg**

5 Seat Features

Specifications

Length	**96″**	**244 cm**
Width	**65″**	**165 cm**
Height	**24.5″**	**62 cm**
Weight	**100 lbs.**	**50 kg**
Capacity	**825 lbs.**	**374 kg**

ALSO FEATURES:

- Super tough paddle wheel
- Adhesive sealant between deck and hull
- Closed cell polystyrene foam flotation
- Color coordinated pedals, cranks, bushings, steering handle and rubrail

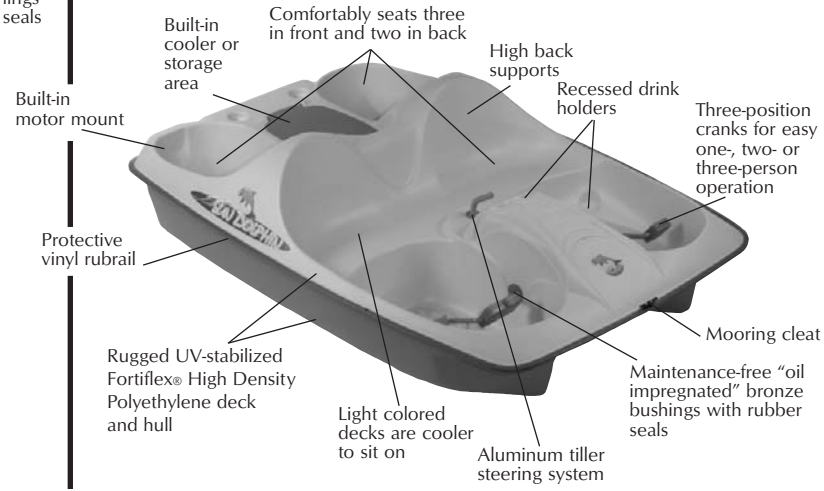

RUDDER & STEERING ASSEMBLY FOR ALL STANDARD PEDAL BOATS

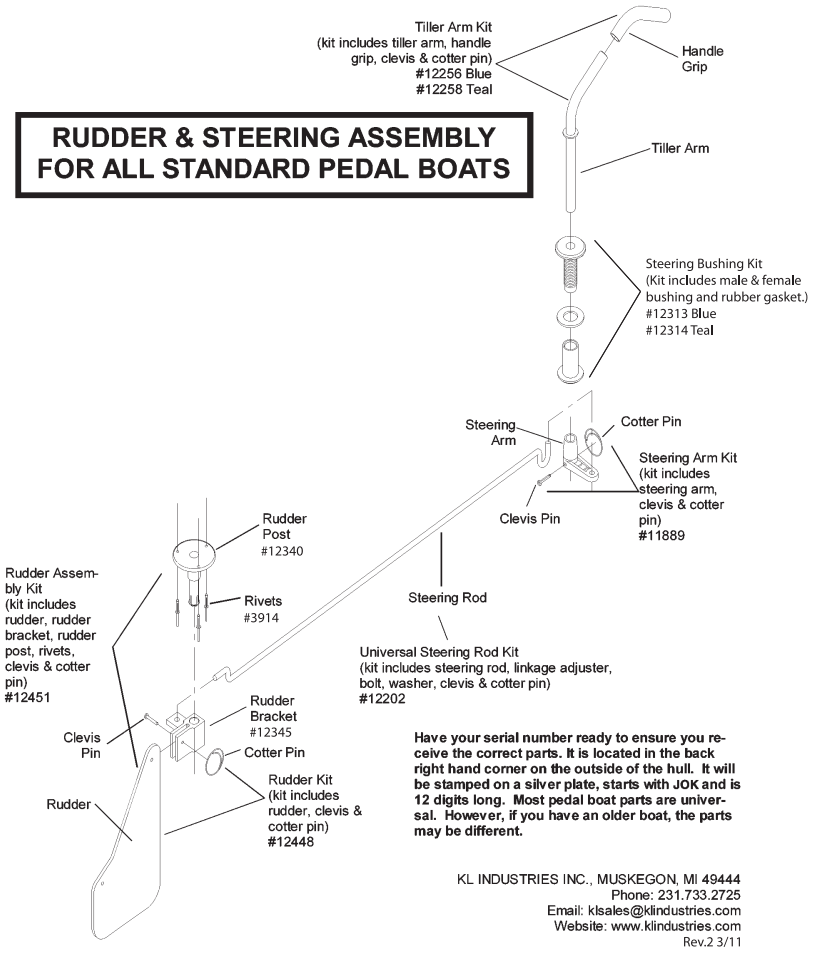

Have your serial number ready to ensure you receive the correct parts. It is located in the back right hand corner on the outside of the hull. It will be stamped on a silver plate, starts with JOK and is 12 digits long. Most pedal boat parts are universal. However, if you have an older boat, the parts may be different.

KL INDUSTRIES INC., MUSKEGON, MI 49444
Phone: 231.733.2725
Email: klsales@klindustries.com
Website: www.klindustries.com

Rev.2 3/11

HUB, BUSHING & CRANK ASSEMBLY FOR ALL PEDAL BOATS

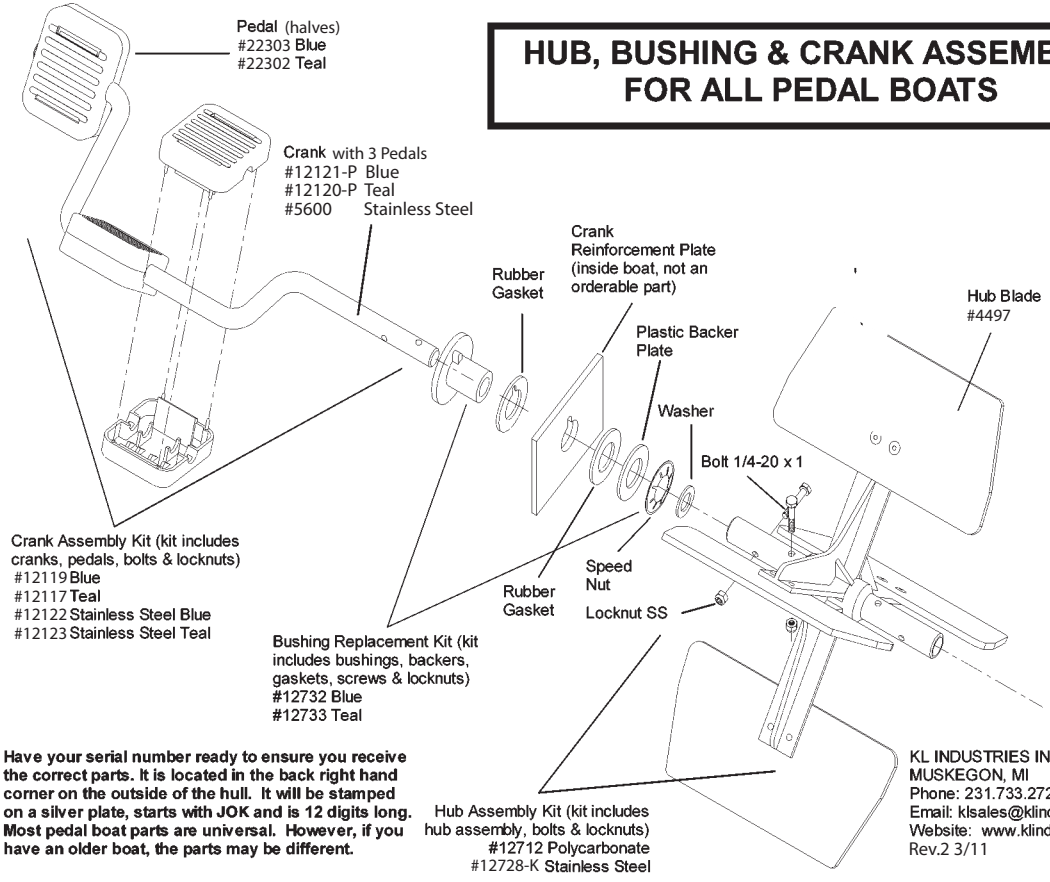

Have your serial number ready to ensure you receive the correct parts. It is located in the back right hand corner on the outside of the hull. It will be stamped on a silver plate, starts with JOK and is 12 digits long. Most pedal boat parts are universal. However, if you have an older boat, the parts may be different.

KL INDUSTRIES INC.,
MUSKEGON, MI
Phone: 231.733.2725
Email: klsales@klindustries.com
Website: www.klindustries.com
Rev.2 3/11

PARTS LIST

Please have serial number available when ordering

PEDAL BOATS

12712	Hub Assembly Kit (hardware included)
12728-K	Hub Assembly Kit Stainless Steel (hardware incl.)
12081	Washer
4497	Hub Blade (snap-on)
12733	Crank Bushing Kit - Teal (hardware included)
12732	Crank Bushing Kit - Blue (hardware included)
12121-P	Crank with 3 Pedals - Blue
12120-P	Crank with 3 Pedals - Teal
5600	Crank with 3 Pedals - SS
	Crank Assembly Kit (includes 2 cranks, 6 pedals, 7 bolts and locknuts) Choose from:
12119	Blue
12117	Teal
12122	SS Blue
12123	SS Teal
22302	Pedal - Teal (half)
22303	Pedal - Blue (half)
12505	Drain Plug (Rubber) 7/16"
	Tiller Arm Kit (includes tiller arm, handle grip, clevis & cotter pin) Choose from:
12256	Blue
12258	Teal
11889	Steering Arm Kit (includes clevis & cotter pin)
12313	Steering Bushing Kit - Blue (includes male & female bushing & rubber gasket)
12314	Steering Bushing Kit - Teal (includes male & female bushing & rubber gasket)
12202	Universal Steering Rod Assembly Kit (includes steering rod and hardware)

PEDAL BOATS

12451	Rudder Assembly Kit* *Includes Rudder, Bracket, Post, Rivets, Clevis & Cotter Pin
12345	Rudder Bracket
12340	Rudder Post
3914	Rivet for Rudder Post 3/16 x 1 (3 needed)
12448	Rudder Kit (includes clevis & cotter pin)
12471	Cooler Lid 3 Seat - Blue
12473	Cooler Lid 3 Seat - Teal
12481	Cooler Lid 5 Seat - Blue
12483	Cooler Lid 5 Seat - Teal
12541	Cooler Lid Knob
5657	Rivet Cooler Lid 3/16 x 1 (1 needed)
12006	Rivets for Rub Rail 3/16 x 3/4 (8 needed)
2034	Rub Rail - Blue 21' 6"
11767	Rub Rail - Teal 21' 6"
12508	Mooring Cleat
12067	Screw for Mooring Cleat (2 needed)
3160	Locknut for Mooring Cleat (2 needed)
22800	Decal Sun Dolphin 3/5 Side
22806	Decal Sun Dolphin 3 Bow
22807	Decal Sun Dolphin 5 Bow
22804	Decal Sun Dolphin Sun Slider Side
22810	Decal Sun Dolphin Sun Slider Bow
22802	Decal Play Mate 3/5 Side
22812	Decal Play Mate 3 Bow
22818	Decal Play Mate 5 Bow
22805	Decal Play Mate Sun Slider Side
22819	Decal Play Mate Sun Slider Bow
22801	Decal Seahawk 3/5 side
22809	Decal Seahawk 5 bow
12344	Adjustable Seat Back - Blue
12346	Adjustable Seat Back - Teal
12343	Adjustable Seat Back - Cream

WARRANTY

Please call us at 231-733-2725 if you have questions or a problem with your boat. Do not return the boat to the retailer.

KL Industries, Inc. warrants to the original owner of any KL Industries boat. Any part of the boat that is defective in material or workmanship will be repaired, without charge, at the purchasers' local dealer or at KL Industries.

For personal use, this warranty shall apply for a period of five years on the deck and hull and two years on parts from the date of retail sale. Any warranties from suppliers of component parts supersede KL Industries' warranty. This warranty covers use under normal conditions and does not cover damage caused by accidents, alteration, or misuse.

Freight to and from a local dealer or manufacturing plant is at the owners' expense.

Warranty is not valid unless registration form is returned within 30 days of retail purchase.

Register online at: www.klindustries.com

Warranty

OPTIONAL ACCESSORIES

ITEM/DESCRIPTION	MODEL
Deluxe Canopy Six hundred denier, 100% solution dyed polyester marine fabric, 3/4 ounce polyurethane coating for water repellency and UV protection for extended exposure to a marine environment. Matched to the boat it adds both style and function. Supported by aluminum framework it folds down for storage or when you want to be in the sun. Fits all models.	#11404 Blue #11405 Teal Boxed (UPS)
Bench Seat Cushion Color coordinated marine vinyl over 2" closed cell foam. For added pedaling and lounging comfort, cushions snap into place and can be easily removed for storage. Not harmed by sun, water or tanning oils. Color: Cream.	#11447 5 Seat
Sun Slider Cushion Color coordinated marine vinyl over 2" closed cell foam. For added pedaling and lounging comfort, cushions snap into place and can be easily removed for storage. Not harmed by sun, water or tanning oils. Set of 4. Color: Cream. Center seat not available.	#11448-B
Mooring Cover Gives years of protection shielding out rain and debris. The drawstring gives a snug, tight fit. Made of durable marine vinyl. Available in gray.	#11235 3 seat AWWCV 5 seat/ Sun Slider
Salt Water Drive System Upgrade Protect your boat from the corrosive effects of salt water. Upgrade includes stainless steel cranks and hub assembly.	#12123 Teal SS cranks #12122 Blue (need 2) #12728-K SS hub



Deluxe Canopy



Bench Seat Cushion



Sun Slider Cushion



Mooring Cover



Salt Water Drive System Upgrade